


DISTRICT TEMPERATURE SUMMARY OF JANUARY 2024



Climate Application and User Interface(CAUI)
Office of Climate Research and Services,Pune - 411005
Contact Email: hspune05@gmail.com



This monthly bulletin provides statistics and comparisons of maximum and minimum temperatures in January with last year along with trends and frequency of excellence. This bulletin contains the following information:

1.1	Maximum Temperature(T_{max}) in January 2024 and 2023 and Normal T_{max} in January
1.2	Minimum Temperature(T_{min}) in January 2024 and 2023 and Normal T_{min} in January
1.3	Diurnal Range in January
2	Statistics of January
3	Trends of January

Table. 1: Table of Contents

1 TEMPERATURE SUMMARY

1.1 T_{max} in January 2024 and 2023 and Normal T_{max} in January

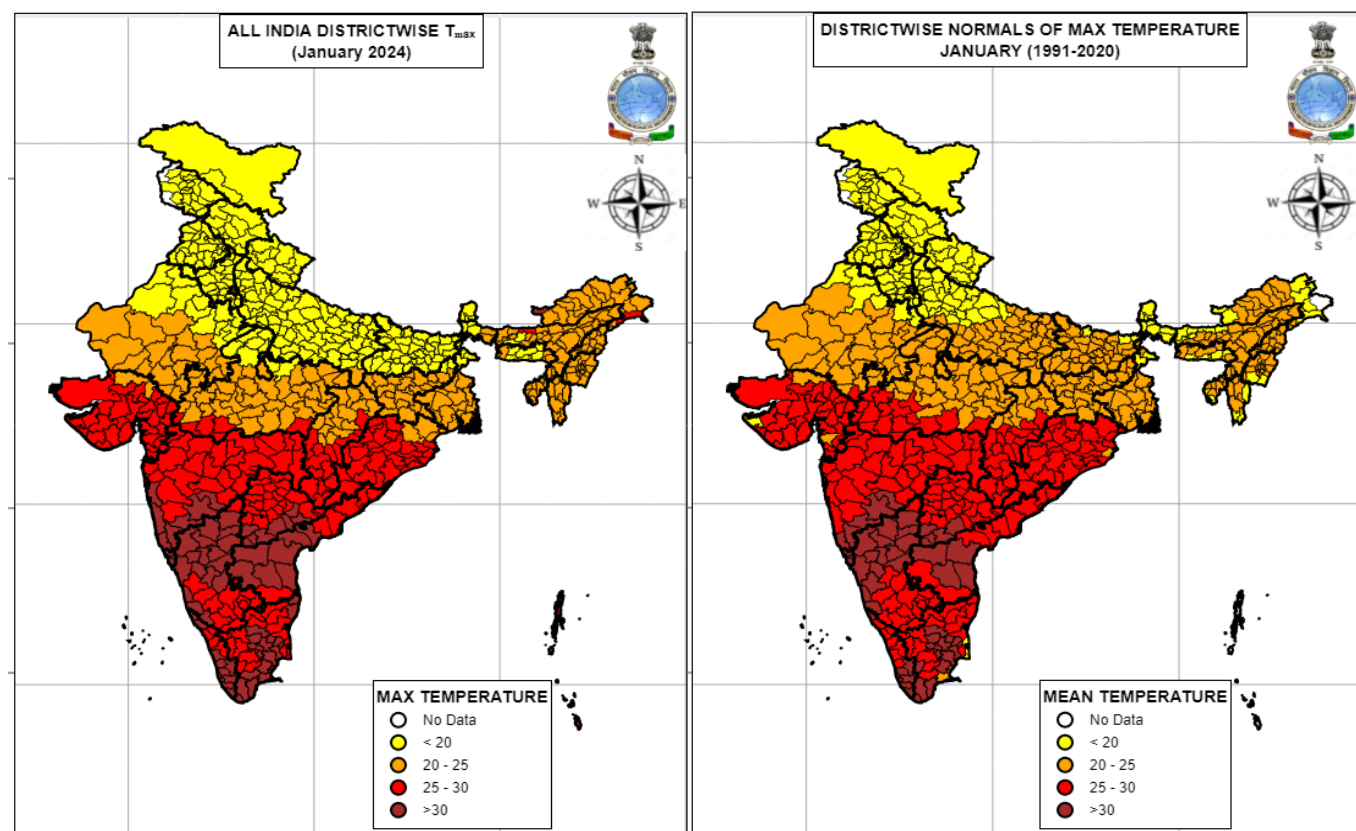


Fig. 1: Actual T_{max} in January 2024

Fig. 2: Normal T_{max} in January

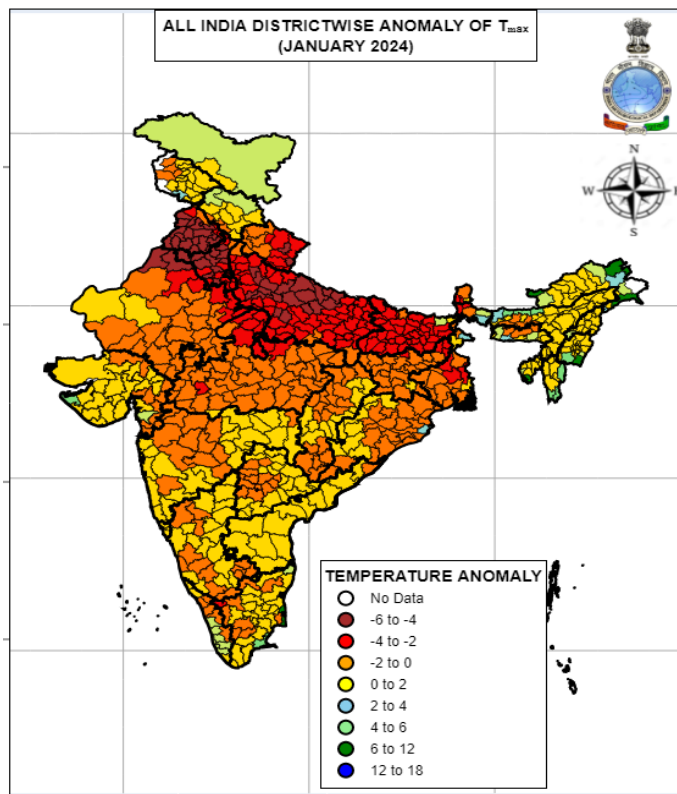


Fig. 3: Tmax Anomaly in January 2024

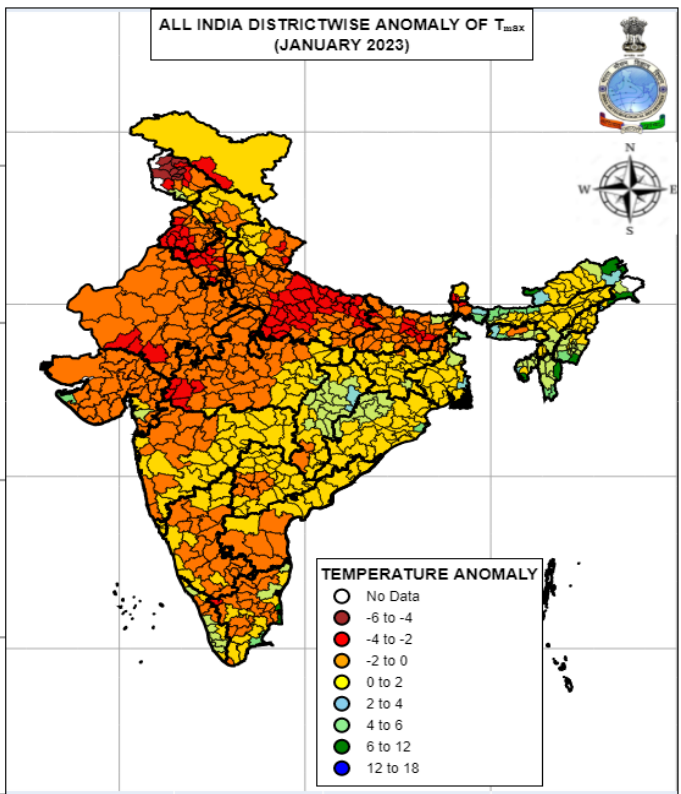


Fig. 4: Tmax Anomaly in January 2023

1.2 Tmin in January 2024 and 2023 and Normal Tmin in January

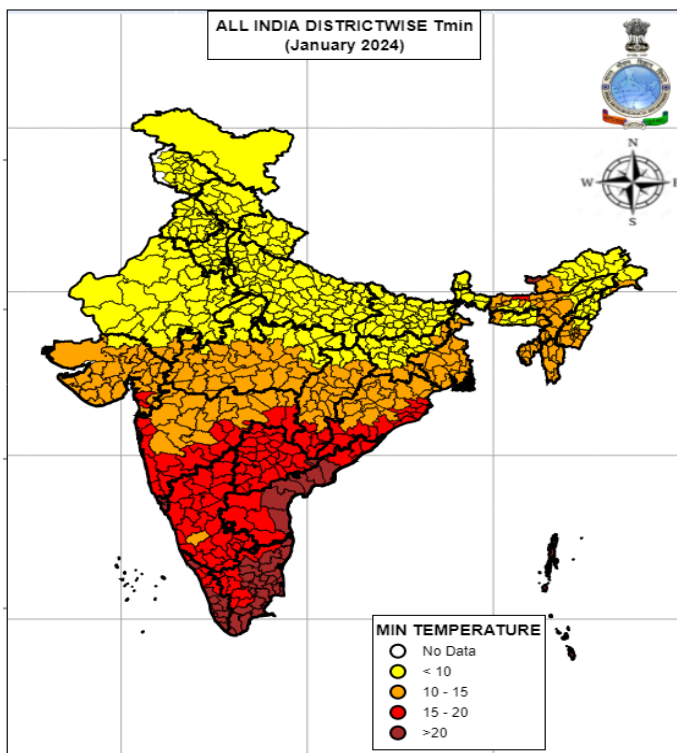


Fig. 5: Actual Tmin in January 2024

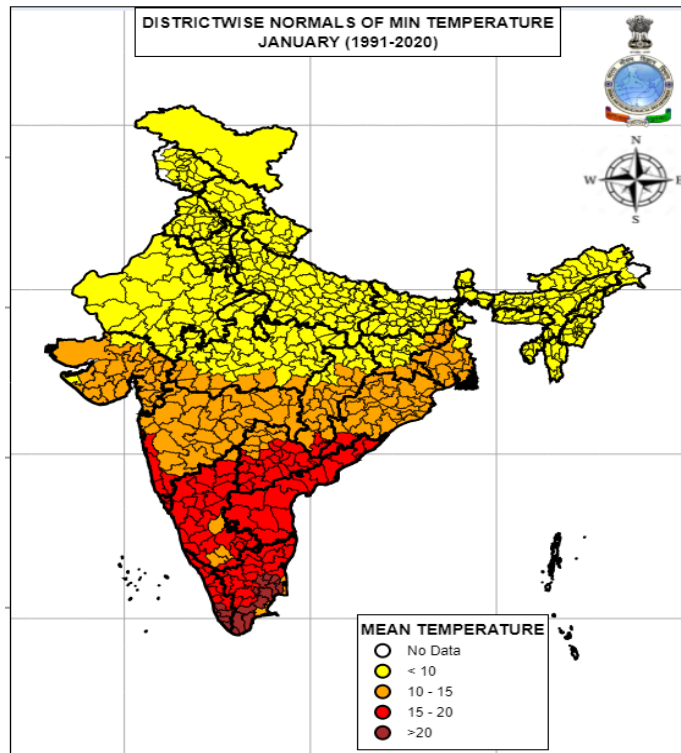


Fig. 6: Normal Tmin in January

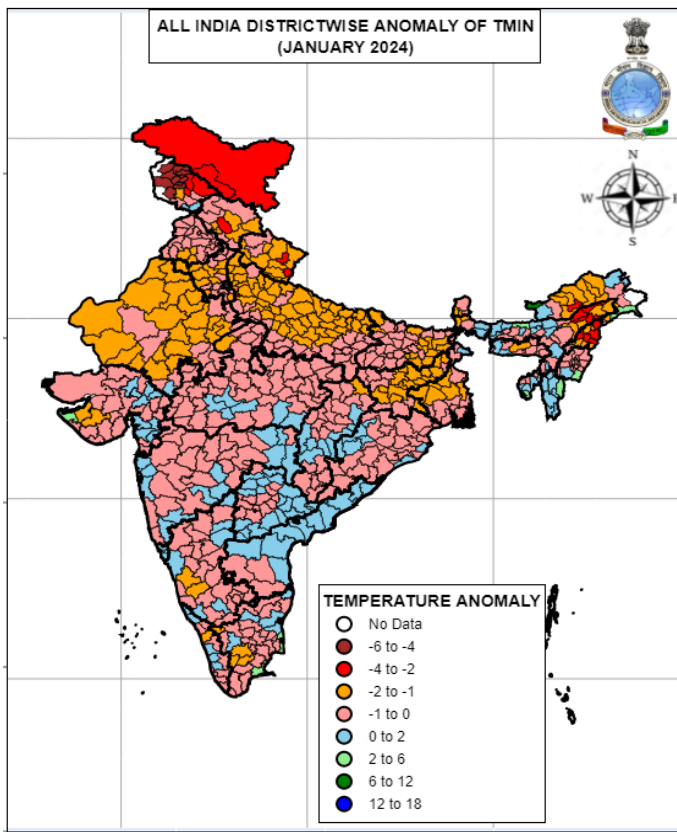


Fig. 7: Tmin Anomaly in January 2024

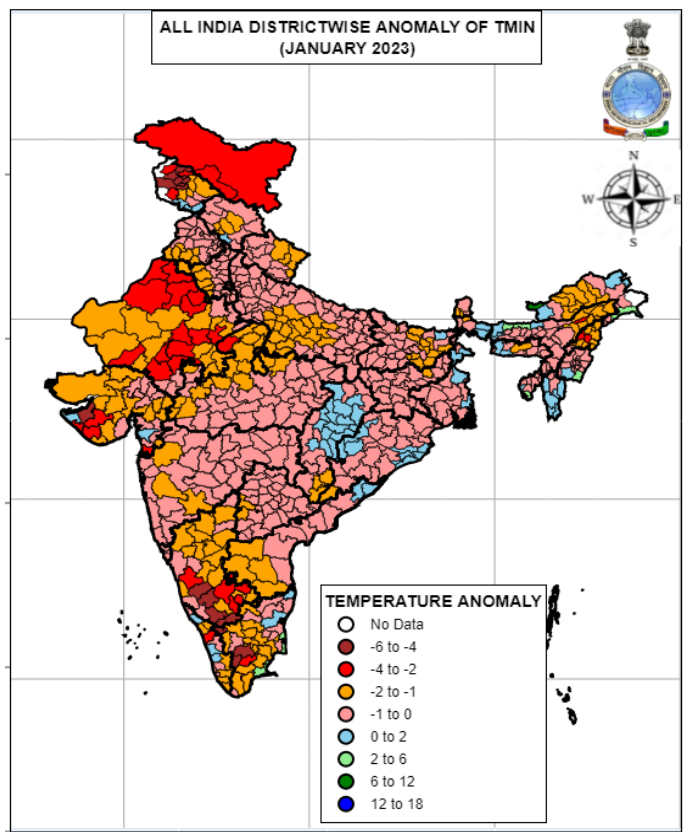


Fig. 8: Tmin Anomaly in January 2023

1.3 Diurnal Range(T_{max} - T_{min}) in January

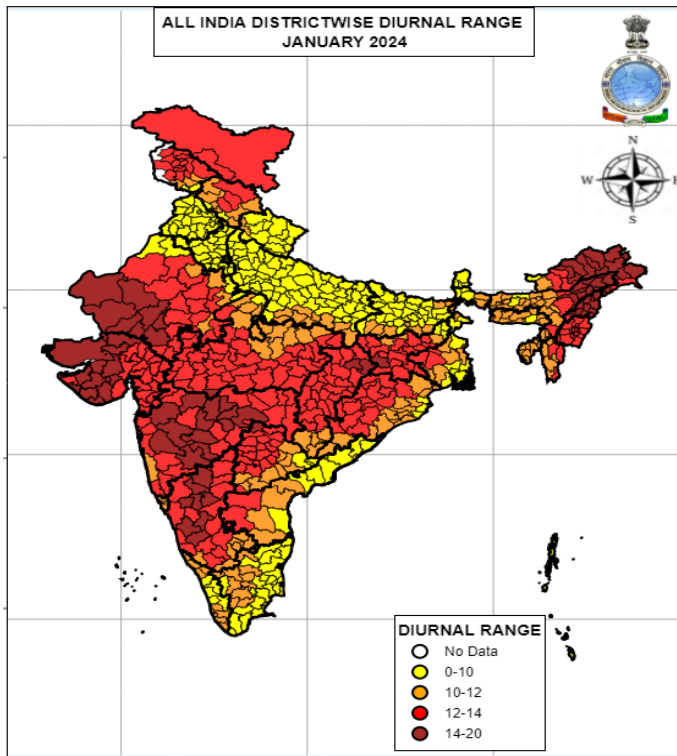


Fig. 9: Diurnal Range in January 2024

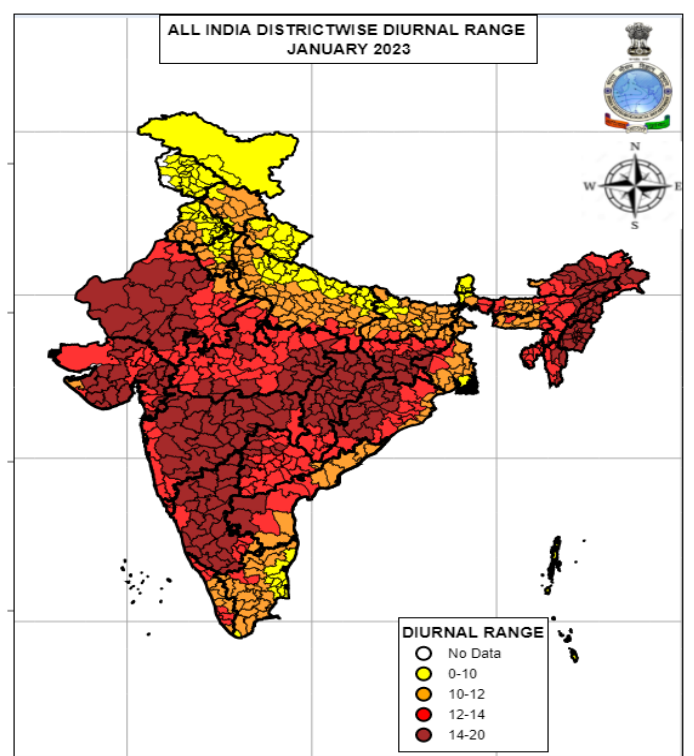


Fig. 10: Diurnal Range in January 2023

2 STATISTICS OF TEMPERATURE

2.1 District-wise Highest Statistics of Temperature in January 2024

TOP 5 DISTRICTS IN EACH CATEGORY (JAN 2024)					
VARIABLES	1	2	3	4	5
TMAX	Kollam (Kerala)	Alapuzzha (Kerala)	Pattanamita (Kerala)	Kottayam (Kerala)	Thiruvananthapuram (Kerala)
TMAX ANOMALY	Chandel (Manipur)	Tawang (Arunachal Pradesh)	Yanam (Puducherry)	South Tripura (Tripura)	Nagapattinam (Tamil Nadu)
TMIN	Nicobar (Andaman and Nicobar)	Lakshadweep (Lakshadweep)	Kanyakumari (Tamil Nadu)	Ernakulam (Kerala)	Karaikal (Puducherry)
TMIN ANOMALY	Chandel (Manipur)	Tawang (Arunachal Pradesh)	Yanam (Puducherry)	South Tripura (Tripura)	Nagapattinam (Tamil Nadu)
DIURNAL RANGE	Rajkot (Gujarat)	Jamnagar (Gujarat)	Zunheboto (Nagaland)	Mokokchung (Nagaland)	Barmer (Rajasthan)

2.2 District-wise Lowest Statistics of Temperature in January 2024

BOTTOM 5 DISTRICTS IN EACH CATEGORY (JAN 2024)					
VARIABLES	1	2	3	4	5
TMAX	Kupwara (J & K)	Bandipora (J & K)	Baramulla (J & K)	Srinagar (J & K)	Pulwama (J & K)
TMAX ANOMALY	Firozpur (Punjab)	Moga (Punjab)	Bhatinda (Punjab)	Fazilika (Punjab)	Faridkot (Punjab)
TMIN	Kupwara (J & K)	Pulwama (J & K)	Baramula (J & K)	Bandipore (J & K)	Punch (J & K)
TMIN ANOMALY	Poonch (J & K)	Baramula (J & K)	Belgam (J & K)	Kulgam (J & K)	Shopian (J & K)
DIURNAL RANGE	Fatehgarh Shb (Punjab)	Kurukshetra (Haryana)	Patiala (Punjab)	Karaikal (Puducherry)	Nicobar (Andaman & Nicobar)

3 TRENDS OF JANUARY TEMPERATURE

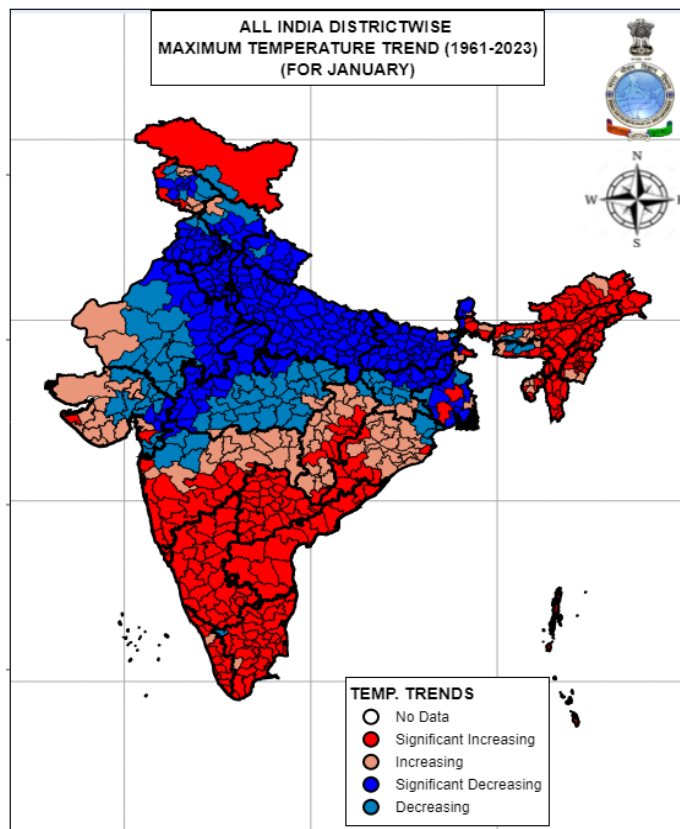


Fig. 11: Trends of Tmax in January

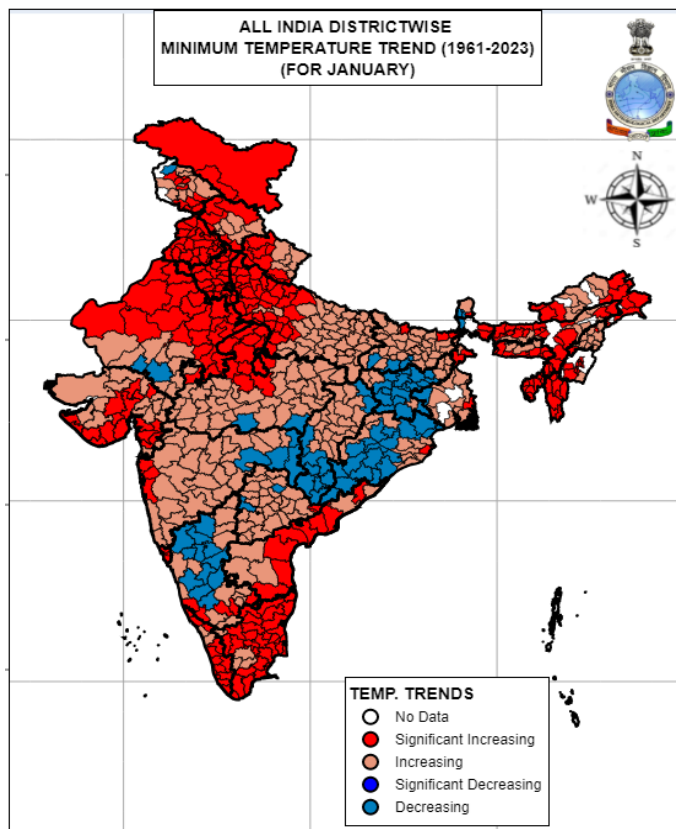


Fig. 12: Trends of Tmin in January