



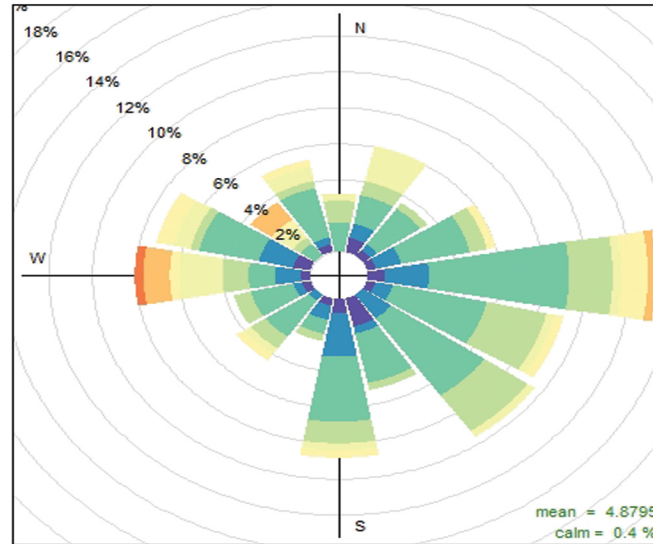
भारत सरकार / GOVERNMENT OF INDIA

पृथ्वी विज्ञान मंत्रालय/ MINISTRY OF EARTH SCIENCES

भारत मौसम विज्ञान भवन / INDIA METEOROLOGICAL DEPARTMENT

रेडियो सौन्डे और रेडियो विंड के मासिक सामान्य मूल्य (१९८१ - २०१०)  
तथा मासिक उपरिवायु के पवन दिग्दर्शक आरेख (२००० - २०१५)

MONTHLY NORMALS OF RADIOSONDE AND RADIOWIND (1981-2010) AND  
MONTHLY UPPER AIR WINDROSE DIAGRAMS (2000-2015)



अगरतला  
AGARTALA

सितम्बर २०२०  
SEPTEMBER 2020



भारत सरकार / GOVERNMENT OF INDIA  
पृथ्वी विज्ञान मंत्रालय / MINISTRY OF EARTH SCIENCES  
भारत मौसम विज्ञान भवन / INDIA METEOROLOGICAL DEPARTMENT

रेडियो सौन्डे और रेडियो विंड के मासिक सामान्य मूल्य (१९८१ - २०१०)  
तथा मासिक उपरिवायु के पवन दिग्दर्शक आरेख (२००० - २०१५)

MONTHLY NORMALS OF RADIOSONDE AND RADIOWIND (1981-2010) AND  
MONTHLY UPPER AIR WINDROSE DIAGRAMS (2000-2015)

अगरतला  
AGARTALA

जलवायु आंकड़ा प्रबंधन समूह / CLIMATE DATA MANAGEMENT AND SERVICES GROUP  
जलवायु अनुसंधान एवं सेवाएँ कार्यालय पुणे / OFFICE OF HEAD CLIMATE RESEARCH & SERVICES PUNE

सितम्बर २०२०  
SEPTEMBER 2020

## PREFACE

India Meteorological Department (IMD), Ministry of Earth Sciences, brings out publications on varied meteorological topics. Normals of Radiosonde and Radiowind data has been published by the Climate Data Management and Services Group (CDMS), Office of Climate Research and Services (C R & S), IMD Pune since 1979. Four such publications have been published till date. The present publication 'Monthly Normals of Radiosonde and Radiowind (1981-2010) and Monthly Upper Air Windrose Diagrams (2000-2015)' is prepared using 0000 UTC (0530 IST) observation data from 35 Radiosonde and Radiowind (RS/RW) Upper Air stations for the period 1981-2010 and wind profile data of 34 RS/RW stations for the period 2000-2015 at eight different levels (1000, 925, 850, 700, 500, 300, 200, 100 hPa). The wind rose diagrams are prepared using R software after processing the RS/RW data by applying various quality checks. The present publication provides the climatology of different meteorological parameters at various levels over the station **Agartala** (Latitude  $23^{\circ} 53'N$ , Longitude  $91^{\circ} 15'E$ ).

The first part of this publication contains wind roses which provide comprehensive wind frequency information from each direction with various ranges of wind speed. Wind rose is a graphical tool prepared in order to summarise the information about wind speed and wind direction for the station. The tables adjoining to each wind rose diagrams contain information of frequency of occurrence of wind speed in percentage at different ranges of wind direction. In wind roses, the most regular structure comprises of a circle from which eight or sixteen lines come out, one for each direction. The length of each line denotes the occurrence of wind from that direction and the occurrence of calm conditions is entered in the centre. The wind rose diagrams prepared in this publication will be an essential source of information to the distribution pattern of wind direction and wind speed over the station. The information generated in this publication regarding wind roses is expected to be useful and have several applications in the fields such as environmental impact assessment, industrial emissions measurements, wind energy, agriculture engineering, ambient air monitoring, air quality measurements, air dispersion modelling, etc.

The second part of the publication contains information related to station normals which comprises of altitude of standard pressure levels (mean, highest and lowest), normal values of upper air temperatures (mean, highest, lowest and dew point), resultant wind direction, resultant wind velocity and scalar wind speed at standard pressure levels. Besides, it also contains normal values of pressure and altitude of freezing level and pressure, altitude and temperature of tropopause.

The entire work of this publication has been done by a group of officers and staff members led by Shri. Sudeep Kumar B L, Scientist- C, Shri Nahush Kulkarni, Scientist- C, CDMS Group, O/o Climate Research & Services (C R & S), IMD Pune under the guidance of Shri. A.D. Tathe, Scientist E, Group Head, CDMS Group. The valuable contributions were made by Shri. G.S. Dhekne, Met. B, Shri.R.M. Walke, Met. A, Shri. S.H. Bhagwat, Met. A, Shri. R.V. Ghoge, Met. A, Smt. Geetha Harikumar, Met. A, Smt. Hasina Nisar, Met. A, Smt. Vaishali Jadhav, Met A, Smt. S.H.Joshi, Met A and S.H. Sangale S.A. towards the preparation of this publication. It is hoped that the information from this publication will be useful to the scientific community and operational activities at their particular stations.

Pune

September 2020

**Dr. D. S. Pai**

Head C R & S

## Table of content

<b>SN</b>	<b>Items</b>	<b>Page number</b>
<b>1</b>	Windrose diagram and table for level of 1000 hpa and 925 hpa for January	<b><u>1</u></b>
<b>2</b>	Windrose diagram and table for level of 850 hpa and 700 hpa for January	<b><u>2</u></b>
<b>3</b>	Windrose diagram and table for level of 500 hpa and 300 hpa for January	<b><u>3</u></b>
<b>4</b>	Windrose diagram and table for level of 200 hpa and 100 hpa for January	<b><u>4</u></b>
<b>5</b>	Windrose diagram and table for level of 1000 hpa and 925 hpa for February	<b><u>5</u></b>
<b>6</b>	Windrose diagram and table for level of 850 hpa and 700 hpa for February	<b><u>6</u></b>
<b>7</b>	Windrose diagram and table for level of 500 hpa and 300 hpa for February	<b><u>7</u></b>
<b>8</b>	Windrose diagram and table for level of 200 hpa and 100 hpa for February	<b><u>8</u></b>
<b>9</b>	Windrose diagram and table for level of 1000 hpa and 925 hpa for March	<b><u>9</u></b>
<b>10</b>	Windrose diagram and table for level of 850 hpa and 700 hpa for March	<b><u>10</u></b>
<b>11</b>	Windrose diagram and table for level of 500 hpa and 300 hpa for March	<b><u>11</u></b>
<b>12</b>	Windrose diagram and table for level of 200 hpa and 100 hpa for March	<b><u>12</u></b>
<b>13</b>	Windrose diagram and table for level of 1000 hpa and 925 hpa for April	<b><u>13</u></b>
<b>14</b>	Windrose diagram and table for level of 850 hpa and 700 hpa for April	<b><u>14</u></b>
<b>15</b>	Windrose diagram and table for level of 500 hpa and 300 hpa for April	<b><u>15</u></b>
<b>16</b>	Windrose diagram and table for level of 200 hpa and 100 hpa for April	<b><u>16</u></b>
<b>17</b>	Windrose diagram and table for level of 1000 hpa and 925 hpa for May	<b><u>17</u></b>
<b>18</b>	Windrose diagram and table for level of 850 hpa and 700 hpa for May	<b><u>18</u></b>
<b>19</b>	Windrose diagram and table for level of 500 hpa and 300 hpa for May	<b><u>19</u></b>
<b>20</b>	Windrose diagram and table for level of 200 hpa and 100 hpa for May	<b><u>20</u></b>
<b>21</b>	Windrose diagram and table for level of 1000 hpa and 925 hpa for June	<b><u>21</u></b>
<b>22</b>	Windrose diagram and table for level of 850 hpa and 700 hpa for June	<b><u>22</u></b>
<b>23</b>	Windrose diagram and table for level of 500 hpa and 300 hpa for June	<b><u>23</u></b>
<b>24</b>	Windrose diagram and table for level of 200 hpa and 100 hpa for June	<b><u>24</u></b>

<b>SN</b>	<b>Items</b>	<b>Page number</b>
<b>25</b>	Windrose diagram and table for level of 1000 hpa and 925 hpa for July	<a href="#"><u>25</u></a>
<b>26</b>	Windrose diagram and table for level of 850 hpa and 700 hpa for July	<a href="#"><u>26</u></a>
<b>27</b>	Windrose diagram and table for level of 500 hpa and 300 hpa for July	<a href="#"><u>27</u></a>
<b>28</b>	Windrose diagram and table for level of 200 hpa and 100 hpa for July	<a href="#"><u>28</u></a>
<b>29</b>	Windrose diagram and table for level of 1000 hpa and 925 hpa for August	<a href="#"><u>29</u></a>
<b>30</b>	Windrose diagram and table for level of 850 hpa and 700 hpa for August	<a href="#"><u>30</u></a>
<b>31</b>	Windrose diagram and table for level of 500 hpa and 300 hpa for August	<a href="#"><u>31</u></a>
<b>32</b>	Windrose diagram and table for level of 200 hpa and 100 hpa for August	<a href="#"><u>32</u></a>
<b>33</b>	Windrose diagram and table for level of 1000 hpa and 925 hpa for September	<a href="#"><u>33</u></a>
<b>34</b>	Windrose diagram and table for level of 850 hpa and 700 hpa for September	<a href="#"><u>34</u></a>
<b>35</b>	Windrose diagram and table for level of 500 hpa and 300 hpa for September	<a href="#"><u>35</u></a>
<b>36</b>	Windrose diagram and table for level of 200 hpa and 100 hpa for September	<a href="#"><u>36</u></a>
<b>37</b>	Windrose diagram and table for level of 1000 hpa and 925 hpa for October	<a href="#"><u>37</u></a>
<b>38</b>	Windrose diagram and table for level of 850 hpa and 700 hpa for October	<a href="#"><u>38</u></a>
<b>39</b>	Windrose diagram and table for level of 500 hpa and 300 hpa for October	<a href="#"><u>39</u></a>
<b>40</b>	Windrose diagram and table for level of 200 hpa and 100 hpa for October	<a href="#"><u>40</u></a>
<b>41</b>	Windrose diagram and table for level of 1000 hpa and 925 hpa for November	<a href="#"><u>41</u></a>
<b>42</b>	Windrose diagram and table for level of 850 hpa and 700 hpa for November	<a href="#"><u>42</u></a>
<b>43</b>	Windrose diagram and table for level of 500 hpa and 300 hpa for November	<a href="#"><u>43</u></a>
<b>44</b>	Windrose diagram and table for level of 200 hpa and 100 hpa for November	<a href="#"><u>44</u></a>
<b>45</b>	Windrose diagram and table for level of 1000 hpa and 925 hpa for December	<a href="#"><u>45</u></a>
<b>46</b>	Windrose diagram and table for level of 850 hpa and 700 hpa for December	<a href="#"><u>46</u></a>
<b>47</b>	Windrose diagram and table for level of 500 hpa and 300 hpa for December	<a href="#"><u>47</u></a>
<b>48</b>	Windrose diagram and table for level of 200 hpa and 100 hpa for December	<a href="#"><u>48</u></a>

<b>SN</b>	<b>Items</b>	<b>Page number</b>
<b>49</b>	Monthly normals for the month January	<a href="#"><u>49</u></a>
<b>50</b>	Monthly normals for the month February	<a href="#"><u>50</u></a>
<b>51</b>	Monthly normals for the month March	<a href="#"><u>51</u></a>
<b>52</b>	Monthly normals for the month April	<a href="#"><u>52</u></a>
<b>53</b>	Monthly normals for the month May	<a href="#"><u>53</u></a>
<b>54</b>	Monthly normals for the month June	<a href="#"><u>54</u></a>
<b>55</b>	Monthly normals for the month July	<a href="#"><u>55</u></a>
<b>56</b>	Monthly normals for the month August	<a href="#"><u>56</u></a>
<b>57</b>	Monthly normals for the month September	<a href="#"><u>57</u></a>
<b>58</b>	Monthly normals for the month October	<a href="#"><u>58</u></a>
<b>59</b>	Monthly normals for the month November	<a href="#"><u>59</u></a>
<b>60</b>	Monthly normals for the month December	<a href="#"><u>60</u></a>

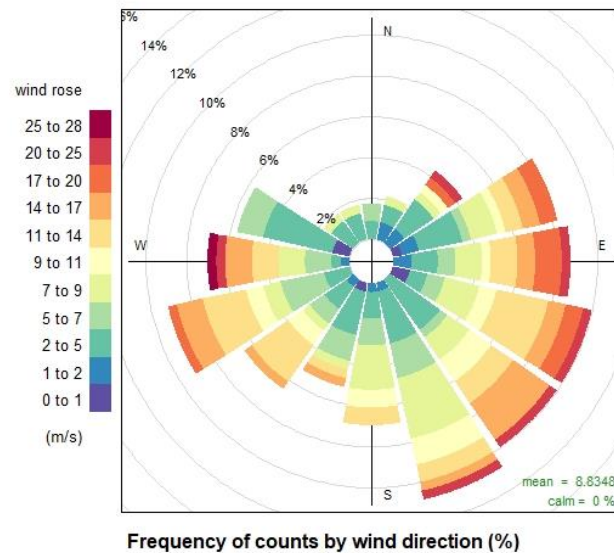
### Description of various terms used in the table (Normals of Radiosonde data)

SN.	Terms	Description
1	PRESSURE	Standard Pressure levels in hPa (1000 to 7 hPa)
2	HEIGHT	Mean altitude of isobaric levels in gpm.
3	Hmax	Highest altitude of monthly mean values in gpm.
4	Hmin	Lowest altitude of monthly mean values in gpm.
5	TEMP	Mean dry bulb air temperature in °C.
6	TMAX	Highest value of temperature in °C observed at particular isobaric level
7	TMIN	Lowest value of temperature in °C observed at particular isobaric level
8	DEWPT	Mean dew point temperature in °C.
9	DIR	Mean resultant wind direction in degrees .
10	VELO	Mean resultant wind velocity in mps (vector mean).
11	U	The resolved part of wind velocity in East direction (East component)
12	V	The resolved part of wind velocity in North direction (North component)
13	VM	Mean wind speed irrespective of direction in mps (scalar mean).
14	P	Mean pressure of freezing and tropopause levels in hPa .
15	Height	Altitude of freezing and tropopause levels in gpm .
16	H_max	Highest altitude of freezing level of monthly mean values in gpm.
17	H_min	Lowest altitude of freezing level of monthly mean values in gpm .
18	SURFACE	Station level atmospheric pressure in hPa.
19	FIRST TROPOPAUSE	Tropopause observed at altitude less than 14 Km .
20	SECOND TROPOPAUSE	Tropopause observed at altitude more than 14 Km .

### Description of terms used in the table (Wind rose table)

1	Speed	Range of wind velocity in mps
2	Direction	Range of wind direction in degrees

## Interpretation of wind rose diagrams:



A wind rose diagrams at different upper air levels gives a very concise but information-laden view of how wind speed and direction are typically distributed at a particular location and month.

- The diagrams normally comprises of 8, 16 or 32 radiating spokes, which represent wind directions in terms of the cardinal wind directions (North East South West) and their intermediate directions.
- Presented in a circular format, the wind rose shows the frequency of winds blowing FROM particular directions.
- The length of each "spoke" around the circle is related to the frequency of time that the wind blows from a particular direction and each of the spokes are color-coded along their length to indicate the speed of the wind.
- Each concentric circle represents a different frequency, emanating from zero at the centre to increasing frequencies at the outer circles.

The circular format of the wind rose shows the direction the winds blew from and the length of each "spoke" around the circle shows how often the wind blew from that direction.

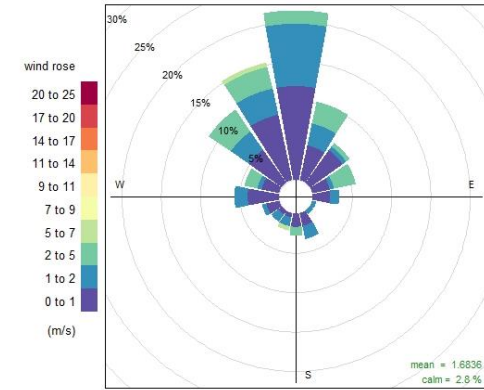


**Agartala**

**January**

**1000 hPa level**

Speed Direction	calm	0-1	1-2	2-5	5-7	7-9	9-11	11-14	14-17	17-20	20-25	25 +
349-11	3	11.9	7.9	1.7	0	0	0	0	0	0	0	0
12-33		4.5	2.8	2.8	0	0	0	0	0	0	0	0
34-56		5.1	0.6	0.6	0	0	0	0	0	0	0	0
57-78		2.3	0.6	2.8	0	0	0	0	0	0	0	0
79-101		2.3	1.1	0	0	0	0	0	0	0	0	0
102-123		0	0.6	0	0	0	0	0	0	0	0	0
124-146		0	0.6	0	0	0	0	0	0	0	0	0
147-168		1.7	1.7	0	0	0	0	0	0	0	0	0
168-191		1.7	0	1.1	0	0	0	0	0	0	0	0
192-213		0.6	1.1	0	0.6	0	0	0	0	0	0	0
214-236		0.6	1.1	0	0	0	0	0	0	0	0	0
237-258		1.7	0.6	0	0	0	0	0	0	0	0	0
259-281		4	1.7	0	0	0	0	0	0	0	0	0
282-303		2.3	0.6	1.7	0	0	0	0	0	0	0	0
304-326		5.1	2.8	3.4	0	0	0	0	0	0	0	0
327-348		8.5	3.4	2.8	0.6	0	0	0	0	0	0	0



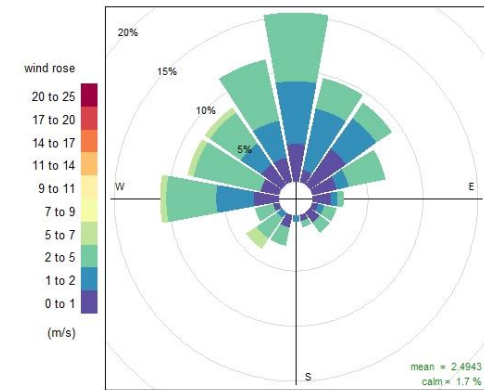
Frequency of counts by wind direction (%)

**Agartala**

**January**

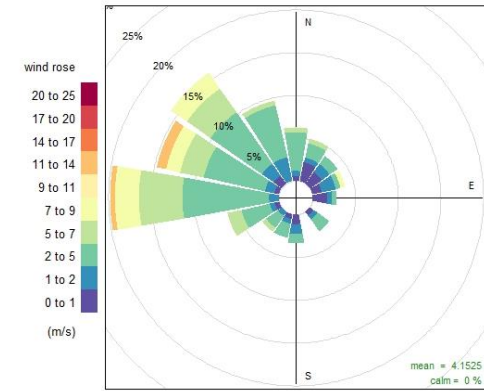
**925 hPa level**

Speed Direction	calm	0-1	1-2	2-5	5-7	7-9	9-11	11-14	14-17	17-20	20-25	25 +
349-11	0	3.4	5.7	6.2	0	0	0	0	0	0	0	0
12-33		1.1	5.7	2.8	0	0	0	0	0	0	0	0
34-56		4	3.4	1.7	0	0	0	0	0	0	0	0
57-78		2.3	1.1	3.4	0	0	0	0	0	0	0	0
79-101		1.7	0.6	0.6	0	0	0	0	0	0	0	0
102-123		0.6	0.6	1.1	0	0	0	0	0	0	0	0
124-146		1.1	0	1.1	0	0	0	0	0	0	0	0
147-168		0.6	0	0.6	0	0	0	0	0	0	0	0
168-191		0	0.6	0	0	0	0	0	0	0	0	0
192-213		1.1	0	1.7	0	0	0	0	0	0	0	0
214-236		0	0.6	2.3	1.1	0	0	0	0	0	0	0
237-258		0.6	0	1.7	0	0	0	0	0	0	0	0
259-281		2.3	3.4	4.5	0.6	0	0	0	0	0	0	0
282-303		1.7	0	6.2	0.6	0	0	0	0	0	0	0
304-326		2.3	2.3	3.4	0.6	0	0	0	0	0	0	0
327-348	2.3	3.4	5.7	0	0	0	0	0	0	0	0	



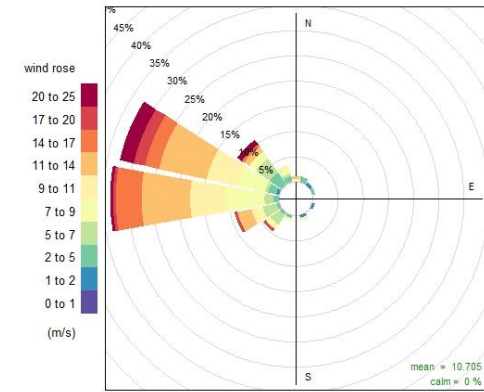
Frequency of counts by wind direction (%)

Speed Direction	calm	0-1	1-2	2-5	5-7	7-9	9-11	11-14	14-17	17-20	20-25	25 +
349-11	0	0.6	0.6	4.5	0.6	0	0	0	0	0	0	0
12-33		2.3	0.6	1.7	0.6	0	0	0	0	0	0	0
34-56		1.7	1.1	1.1	0	0	0	0	0	0	0	0
57-78		1.1	1.7	0.6	0	0.6	0	0	0	0	0	0
79-101		1.7	0.6	0.6	0	0	0	0	0	0	0	0
102-123		0	0	0	0	0	0	0	0	0	0	0
124-146		0.6	0.6	1.7	0	0	0	0	0	0	0	0
147-168		0	0	0	0	0	0	0	0	0	0	0
168-191		1.1	1.1	1.1	0	0	0	0	0	0	0	0
192-213		0.6	0.6	1.7	0	0	0	0	0	0	0	0
214-236		0	0.6	1.7	0.6	0	0	0	0	0	0	0
237-258		0.6	0.6	3.4	1.7	0	0	0	0	0	0	0
259-281		0	1.1	10.2	5.1	2.8	0	0.6	0	0	0	0
282-303		0.6	1.1	7.3	2.8	1.7	0	1.1	0	0	0	0
304-326		1.1	1.7	7.3	3.4	2.3	0	0	0	0	0	0
327-348		0	2.8	6.2	0.6	0	0	0	0	0	0	0



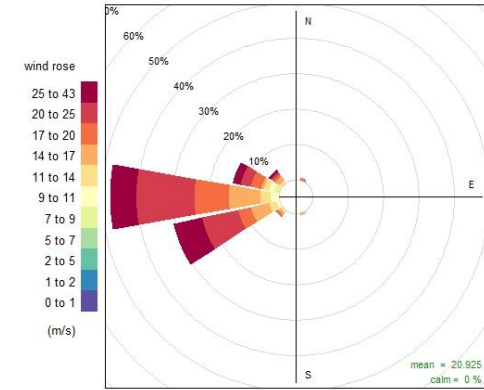
Frequency of counts by wind direction (%)

Speed Direction	calm	0-1	1-2	2-5	5-7	7-9	9-11	11-14	14-17	17-20	20-25	25 +
349-11	0	0	0	0	0	0.6	0	0.6	0	0	0	0
12-33		0	0	1.1	0	0	0	0	0	0	0	0
34-56		0	0.6	0	0	0	0	0	0	0	0	0
57-78		0	0	0.6	0	0	0	0	0	0	0	0
79-101		0	0	0	0	0	0	0	0	0	0	0
102-123		0	0.6	0	0	0	0	0	0	0	0	0
124-146		0	0	0	0	0	0	0	0	0	0	0
147-168		0	0.6	0	0	0.6	0	0	0	0	0	0
168-191		0	0	0	0	0	0	0	0	0	0	0
192-213		0	0	0.6	0	0.6	0	0	0	0	0	0
214-236		0	0	0.6	2.3	1.1	0	0	0	0.6	0	0
237-258		0	0	0.6	2.8	1.1	1.1	2.8	0	0.6	0	0
259-281		0	0	1.1	1.7	8	6.8	9.7	5.1	0.6	0.6	0
282-303		0	0.6	1.7	0.6	5.7	6.2	9.7	2.8	2.3	2.8	0
304-326		0	0	2.8	3.4	1.7	0	1.1	0.6	0	1.1	0
327-348		0	0	1.1	0.6	1.1	0.6	0	0	0	0	0



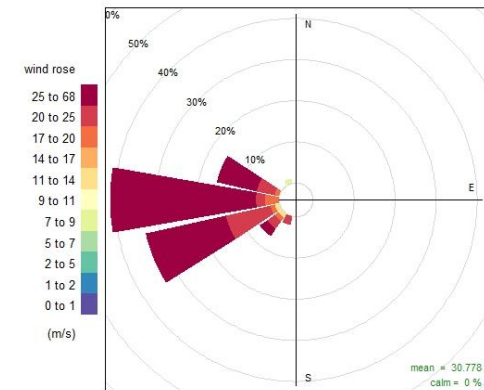
Frequency of counts by wind direction (%)

Speed Direction	calm	0-1	1-2	2-5	5-7	7-9	9-11	11-14	14-17	17-20	20-25	25 +	
349-11	0	0	0	0	0	0	0	0	0	0	0	0	
12-33		0	0	0	0	0	0	0	0	0.7	0	0	
34-56		0	0	0	0	0	0	0	0	0	0	0	
57-78		0	0	0	0	0	0	0	0	0	0	0	
79-101		0	0	0	0	0	0	0	0	0	0	0	
102-123		0	0	0	0	0	0	0	0	0	0	0	
124-146		0	0	0	0	0	0	0	0	0	0	0	
147-168		0	0	0	0	0	0	0	0.7	0	0	0	
168-191		0	0	0	0	0	0	0	0	0	0	0	
192-213		0	0	0	0	0	0	0	0	0	0	0	
214-236		0	0	0	0	0	0	0	0.7	0.7	0.7	0	0
237-258		0	0	0	0	0	0	0.7	2.2	5.2	3.7	10.4	8.2
259-281		0	0	0	0	0	0	2.2	3	9	9.7	16.4	7.5
282-303		0	0	0	0	0	1.5	1.5	1.5	0.7	3	3	2.2
304-326		0	0	0	0	0	0	0	0.7	1.5	0.7	0.7	0.7
327-348		0	0	0	0	0	0	0	0	0	0	0	0



Frequency of counts by wind direction (%)

Speed Direction	calm	0-1	1-2	2-5	5-7	7-9	9-11	11-14	14-17	17-20	20-25	25 +	
349-11	0	0	0	0	0	0	0	0	0	0	0	0	
12-33		0	0	0	0	0	0	0	0	0	0	0	
34-56		0	0	0	0	0	0	0	0	0	0	0	
57-78		0	0	0	0	0	0	0	0	0	0	0	
79-101		0	0	0	0	0	0	0	0	0	0	0	
102-123		0	0	0	0	0	0	0	0.9	0	0	0	0
124-146		0	0	0	0	0	0	0	0	0	0	0	0
147-168		0	0	0	0	0	0	0	0	0	0	0	0
168-191		0	0	0	0	0	0	0	0	0	0	0	0
192-213		0	0	0	0	0	0	0	0	0	0	0	0.9
214-236		0	0	0	0	0	0	0	0	0	0	0	4.6
237-258		0	0	0	0	0	0	0	0	1.9	1.9	1.9	23.1
259-281		0	0	0	0	0	0	0	0.9	0.9	5.6	1.9	38.9
282-303		0	0	0	0	0	0	0	0	0	0	1.9	12
304-326		0	0	0	0	0	0	0	0.9	0	0	0	1.9
327-348		0	0	0	0	0	0	0	0	0	0	0	0

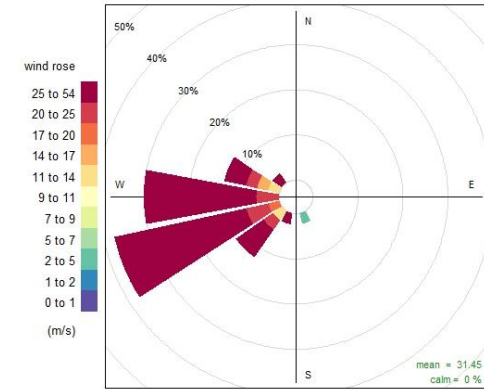


Frequency of counts by wind direction (%)

**Agartala**

**January 200 hPa level**

Speed Direction	calm	0-1	1-2	2-5	5-7	7-9	9-11	11-14	14-17	17-20	20-25	25 +
349-11	0	0	0	0	0	0	0	0	0	0	0	0
12-33	0	0	0	0	0	0	0	0	0	0	0	0
34-56	0	0	0	0	0	0	0	0	0	0	0	0
57-78	0	0	0	0	0	0	0	0	0	0	0	0
79-101	0	0	0	0	0	0	0	0	0	0	0	0
102-123	0	0	0	0	0	0	0	0	0	0	0	0
124-146	0	0	0	0	0	0	0	0	0	0	0	0
147-168	0	0	2.5	0	0	0	0	0	0	0	0	0
168-191	0	0	0	0	0	0	0	0	0	0	0	0
192-213	0	0	0	0	0	0	0	0	0	0	0	2.5
214-236	0	0	0	0	0	0	2.5	0	0	2.5	7.5	0
237-258	0	0	0	0	0	0	0	0	2.5	5	30	0
259-281	0	0	0	0	0	0	0	0	0	5	25	0
282-303	0	0	0	0	0	0	2.5	2.5	0	2.5	5	0
304-326	0	0	0	0	0	0	0	0	0	0	2.5	0
327-348	0	0	0	0	0	0	0	0	0	0	0	0

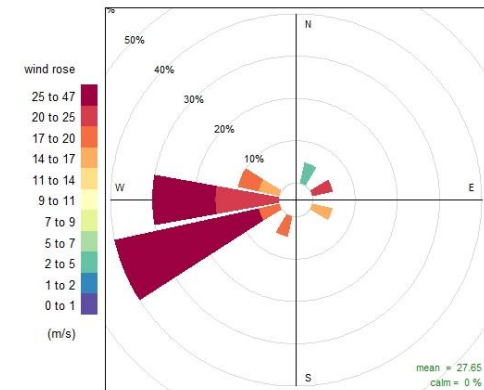


Frequency of counts by wind direction (%)

**Agartala**

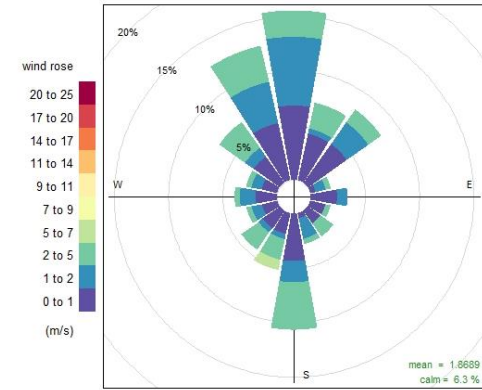
**January 100 hPa level**

Speed Direction	calm	0-1	1-2	2-5	5-7	7-9	9-11	11-14	14-17	17-20	20-25	25 +
349-11	0	0	0	0	0	0	0	0	0	0	0	0
12-33	0	0	5	0	0	0	0	0	0	0	0	0
34-56	0	0	0	0	0	0	0	0	0	0	0	0
57-78	0	0	0	0	0	0	0	0	0	5	0	0
79-101	0	0	0	0	0	0	0	0	0	0	0	0
102-123	0	0	0	0	0	0	0	5	0	0	0	0
124-146	0	0	0	0	0	0	0	0	0	0	0	0
147-168	0	0	0	0	0	0	0	0	0	0	0	0
168-191	0	0	0	0	0	0	0	0	0	0	0	0
192-213	0	0	0	0	0	0	0	0	5	0	0	0
214-236	0	0	0	0	0	0	0	0	0	0	0	0
237-258	0	0	0	0	0	0	0	0	5	0	35	0
259-281	0	0	0	0	0	0	0	0	0	15	15	0
282-303	0	0	0	0	0	0	0	5	5	0	0	0
304-326	0	0	0	0	0	0	0	0	0	0	0	0
327-348	0	0	0	0	0	0	0	0	0	0	0	0



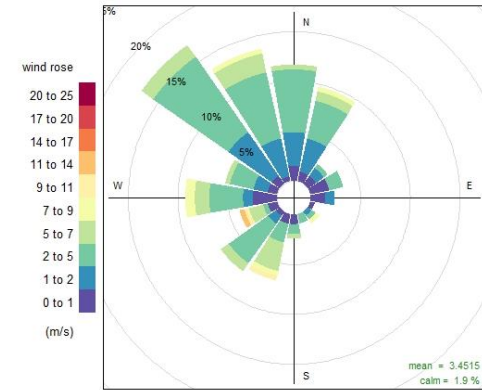
Frequency of counts by wind direction (%)

Speed Direction	calm	0-1	1-2	2-5	5-7	7-9	9-11	11-14	14-17	17-20	20-25	25 +
349-11	6	6.8	6.3	2.4	0	0	0	0	0	0	0	0
12-33		4.4	0.5	2.4	0	0	0	0	0	0	0	0
34-56		4.4	2.4	1.5	0	0	0	0	0	0	0	0
57-78		0.5	1	0.5	0	0	0	0	0	0	0	0
79-101		2.4	1	0	0	0	0	0	0	0	0	0
102-123		1.5	0	0.5	0	0	0	0	0	0	0	0
124-146		1.5	0	1.5	0	0	0	0	0	0	0	0
147-168		0.5	1.9	0.5	0	0	0	0	0	0	0	0
168-191		4.4	1.9	4.4	0	0	0	0	0	0	0	0
192-213		1.9	0.5	1.9	1	0	0	0	0	0	0	0
214-236		1.9	0.5	1.9	0	0	0	0	0	0	0	0
237-258		1.5	1	0.5	0	0	0	0	0	0	0	0
259-281		1.9	1.5	0.5	0	0	0	0	0	0	0	0
282-303		1.5	1	0.5	0	0	0	0	0	0	0	0
304-326		2.9	1	2.9	0	0	0	0	0	0	0	0
327-348		5.3	3.9	3.4	0	0	0	0	0	0	0	0



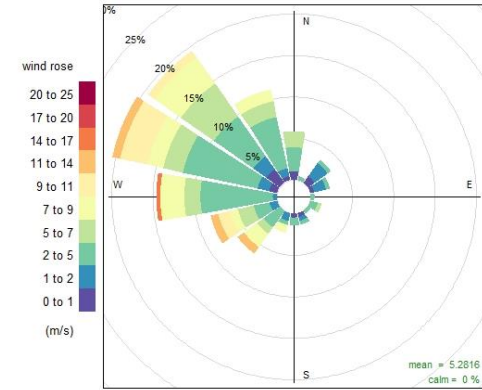
Frequency of counts by wind direction (%)

Speed Direction	calm	0-1	1-2	2-5	5-7	7-9	9-11	11-14	14-17	17-20	20-25	25 +
349-11	0	1.5	3.4	6.3	0.5	0	0	0	0	0	0	0
12-33		1	3.4	3.9	1	0.5	0	0	0	0	0	0
34-56		1	1	0.5	0	0	0	0	0	0	0	0
57-78		1.9	0	1.5	0	0	0	0	0	0	0	0
79-101		1.5	1	0	0	0	0	0	0	0	0	0
102-123		0.5	0	0	0	0	0	0	0	0	0	0
124-146		0	0.5	0.5	0	0.5	0	0	0	0	0	0
147-168		0	0	1	0	0	0	0	0	0	0	0
168-191		1	0	1	0.5	0	0	0	0	0	0	0
192-213		1	0	1.9	2.9	0.5	0.5	0	0	0	0	0
214-236		0.5	1	4.9	1	0	0	0	0	0	0	0
237-258		1	0	0.5	1.5	0	0.5	0.5	0	0	0	0
259-281		2.4	1	3.4	1.5	1	0	0	0	0	0	0
282-303		1	1.5	2.4	0.5	0	0	0	0	0	0	0
304-326		1	5.3	9.2	1.5	0	0	0	0	0	0	0
327-348		0.5	3.9	6.8	1.9	0.5	0	0	0	0	0	0



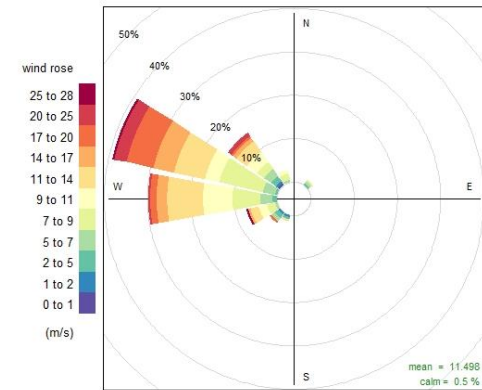
Frequency of counts by wind direction (%)

Speed Direction	calm	0-1	1-2	2-5	5-7	7-9	9-11	11-14	14-17	17-20	20-25	25 +
349-11	0	1	0	2.9	1.9	0	0	0	0	0	0	0
12-33		0	0	0.5	0	0	0	0	0	0	0	0
34-56		1	1.9	0.5	0	0	0	0	0	0	0	0
57-78		0.5	1.5	0.5	0	0	0	0	0	0	0	0
79-101		0	0	0.5	0	0	0	0	0	0	0	0
102-123		0	0	1	0.5	0	0	0	0	0	0	0
124-146		0	0	0.5	0	0	0	0	0	0	0	0
147-168		0.5	0.5	0.5	0	0	0	0	0	0	0	0
168-191		0.5	0	1	0	0	0	0	0	0	0	0
192-213		0	1	0.5	0	1	0	0	0	0	0	0
214-236		0	0	2.4	1	1.9	0	1	0	0	0	0
237-258		0	1	1.9	1.9	1	1.5	1	0	0	0	0
259-281		0	0.5	8.7	1.9	2.9	0	0	0.5	0	0	0
282-303		1	1.5	9.2	2.4	1.9	3.4	1	0	0	0	0
304-326		1.9	1.9	5.8	4.9	3.9	1	0	0	0	0	0
327-348		0.5	1	6.3	1.9	1.5	0	0	0	0	0	0



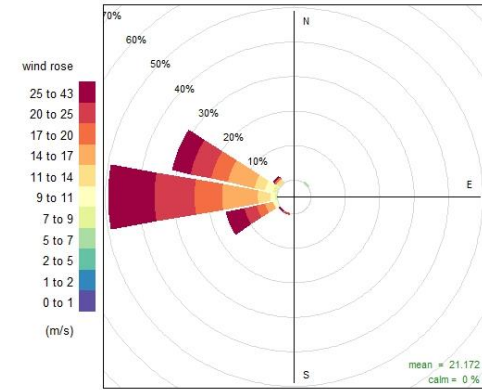
Frequency of counts by wind direction (%)

Speed Direction	calm	0-1	1-2	2-5	5-7	7-9	9-11	11-14	14-17	17-20	20-25	25 +
349-11	0	0	0	0	0	0	0	0	0	0	0	0
12-33		0	0	0	0	0	0	0	0	0	0	0
34-56		0	0	0.5	0.5	0.5	0	0	0	0	0	0
57-78		0	0	0	0	0	0	0	0	0	0	0
79-101		0	0	0	0	0	0	0	0	0	0	0
102-123		0	0	0	0	0	0	0	0	0	0	0
124-146		0	0	0	0	0	0	0	0	0	0	0
147-168		0	0	0	0	0	0	0	0	0	0	0
168-191		0	0	0	0	0	0	0	0	0	0	0
192-213		0	0.5	0.5	0	0	0	0.5	0	0	0	0
214-236		0	0.5	1	1	0	0	0	0	0.5	0	0
237-258		0	0	0	0.5	2	2	2	0.5	0	0	0.5
259-281		0	0	1	2.9	6.3	6.8	8.3	2.4	1.5	0.5	0
282-303		0	0	0.5	2.9	10.2	3.4	7.3	4.9	6.3	2.9	0.5
304-326		0.5	0.5	1.5	2	2	2.9	2.9	1	0.5	1	0
327-348	0	0	0	0.5	1.5	1	0	0	0	0	0	



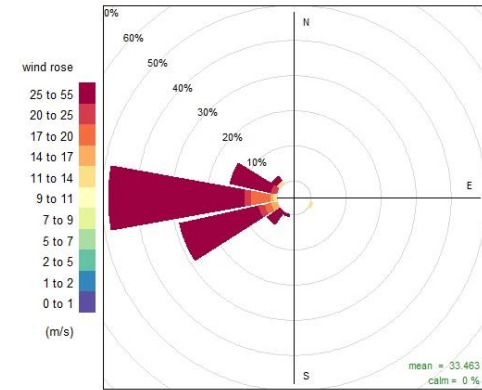
Frequency of counts by wind direction (%)

Speed Direction	calm	0-1	1-2	2-5	5-7	7-9	9-11	11-14	14-17	17-20	20-25	25 +
349-11	0	0	0	0	0	0	0	0	0	0	0	0
12-33	0	0	0	0	0	0	0	0	0	0	0	0
34-56	0	0	0	0.6	0	0	0	0	0	0	0	0
57-78	0	0	0	0	0	0	0	0	0	0	0	0
79-101	0	0	0	0	0	0	0	0	0	0	0	0
102-123	0	0	0	0	0	0	0	0	0	0	0	0
124-146	0	0	0	0	0	0	0	0	0	0	0	0
147-168	0	0	0	0	0	0	0	0	0	0	0	0
168-191	0	0	0	0	0	0	0	0	0	0	0	0
192-213	0	0	0	0	0	0	0	0	0	0	0.6	0
214-236	0	0	0	0	0	0	0	0	0	0	0	0.6
237-258	0	0	0	0	0	0	1.2	0	2.5	2.5	3.7	5.5
259-281	0	0	0	0	0.6	1.2	3.7	10.4	8	11.7	13.5	
282-303	0	0	0	0	1.2	2.5	3.1	8	4.9	6.1	5.5	
304-326	0	0	0	0	0	0	1.2	0	0.6	0	0	0.6
327-348	0	0	0	0	0	0	0	0	0	0	0	0



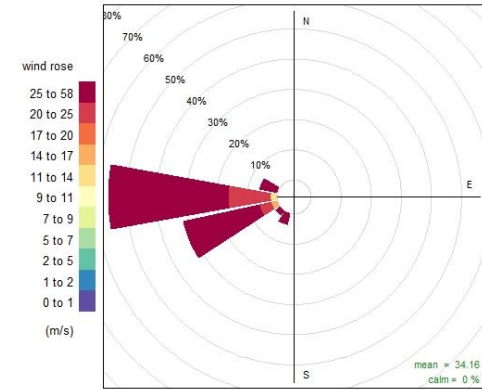
Frequency of counts by wind direction (%)

Speed Direction	calm	0-1	1-2	2-5	5-7	7-9	9-11	11-14	14-17	17-20	20-25	25 +
349-11	0	0	0	0	0	0	0	0	0	0	0	0
12-33	0	0	0	0	0	0	0	0	0	0	0	0
34-56	0	0	0	0	0	0	0	0	0	0	0	0
57-78	0	0	0	0	0	0	0	0	0	0	0	0
79-101	0	0	0	0	0	0	0	0	0	0	0	0
102-123	0	0	0	0	0	0	0.9	0	0	0	0	0
124-146	0	0	0	0	0	0	0	0	0	0	0	0
147-168	0	0	0	0	0	0	0	0	0	0	0	0
168-191	0	0	0	0	0	0	0	0	0	0	0	0
192-213	0	0	0	0	0	0	0	0	0	0	0	0.9
214-236	0	0	0	0	0	0	0	0	0	0	0	4.6
237-258	0	0	0	0	0	0	0	1.9	1.9	1.9	1.9	23.1
259-281	0	0	0	0	0	0	0.9	0.9	5.6	1.9	1.9	38.9
282-303	0	0	0	0	0	0	0	0	0	1.9	1.9	12
304-326	0	0	0	0	0	0	0.9	0	0	0	0	1.9
327-348	0	0	0	0	0	0	0	0	0	0	0	0



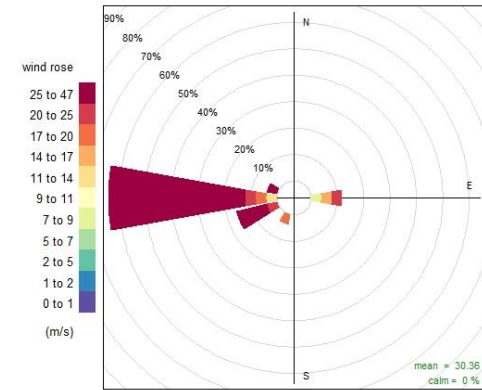
Frequency of counts by wind direction (%)

Speed Direction	calm	0-1	1-2	2-5	5-7	7-9	9-11	11-14	14-17	17-20	20-25	25 +
349-11	0	0	0	0	0	0	0	0	0	0	0	0
12-33		0	0	0	0	0	0	0	0	0	0	0
34-56		0	0	0	0	0	0	0	0	0	0	0
57-78		0	0	0	0	0	0	0	0	0	0	0
79-101		0	0	0	0	0	0	0	0	0	0	0
102-123		0	0	0	0	0	0	0	0	0	0	0
124-146		0	0	0	0	0	0	0	0	0	0	0
147-168		0	0	0	0	0	0	0	0	0	0	0
168-191		0	0	0	0	0	0	0	0	0	0	0
192-213		0	0	0	0	0	0	0	0	0	0	4
214-236		0	0	0	0	0	0	0	0	0	0	2
237-258		0	0	0	0	0	0	0	2	0	4	26
259-281		0	0	0	0	0	0	2	0	0	14	40
282-303		0	0	0	0	0	0	0	0	0	0	6
304-326		0	0	0	0	0	0	0	0	0	0	0
327-348		0	0	0	0	0	0	0	0	0	0	0



Frequency of counts by wind direction (%)

Speed Direction	calm	0-1	1-2	2-5	5-7	7-9	9-11	11-14	14-17	17-20	20-25	25 +	
349-11	0	0	0	0	0	0	0	0	0	0	0	0	
12-33		0	0	0	0	0	0	0	0	0	0	0	
34-56		0	0	0	0	0	0	0	0	0	0	0	
57-78		0	0	0	0	0	0	0	0	0	0	0	
79-101		0	0	0	0	0	4	0	0	4	0	4	0
102-123		0	0	0	0	0	0	0	0	0	0	0	0
124-146		0	0	0	0	0	0	0	0	0	0	0	0
147-168		0	0	0	0	0	0	0	0	0	0	0	0
168-191		0	0	0	0	0	0	0	0	0	0	0	0
192-213		0	0	0	0	0	0	0	0	0	4	0	0
214-236		0	0	0	0	0	0	0	0	0	0	0	0
237-258		0	0	0	0	0	0	0	0	0	0	4	12
259-281		0	0	0	0	0	0	0	4	0	4	4	52
282-303		0	0	0	0	0	0	0	0	0	0	0	4
304-326		0	0	0	0	0	0	0	0	0	0	0	0
327-348		0	0	0	0	0	0	0	0	0	0	0	0



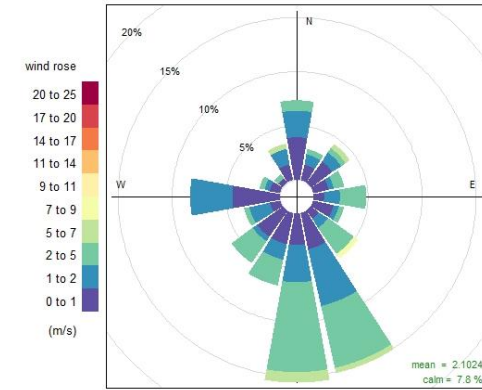
Frequency of counts by wind direction (%)



**Agartala**

**March 1000 hPa level**

Speed Direction	calm	0-1	1-2	2-5	5-7	7-9	9-11	11-14	14-17	17-20	20-25	25 +
349-11	8	3.9	2.4	1	0	0	0	0	0	0	0	0
12-33		1.5	1	0.5	0	0	0	0	0	0	0	0
34-56		2.4	1	0.5	0.5	0	0	0	0	0	0	0
57-78		1.5	0.5	1	0	0	0	0	0	0	0	0
79-101		1	1.5	2.4	0	0	0	0	0	0	0	0
102-123		2	0.5	0.5	0	0	0	0	0	0	0	0
124-146		1	1	2.9	0	0.5	0	0	0	0	0	0
147-168		2.9	5.4	5.9	0.5	0	0	0	0	0	0	0
168-191		3.4	3.4	8.3	1	0	0	0	0	0	0	0
192-213		2.9	1.5	2.4	0	0	0	0	0	0	0	0
214-236		2.9	0.5	2.4	0	0	0	0	0	0	0	0
237-258		1	2	0.5	0	0	0	0	0	0	0	0
259-281		4.4	3.9	0	0	0	0	0	0	0	0	0
282-303		1	0.5	0.5	0	0	0	0	0	0	0	0
304-326		0.5	0	0.5	0	0	0	0	0	0	0	0
327-348		1.5	1.5	0	0.5	0	0	0	0	0	0	0

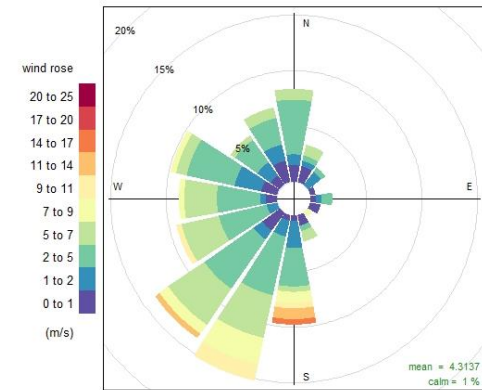


Frequency of counts by wind direction (%)

**Agartala**

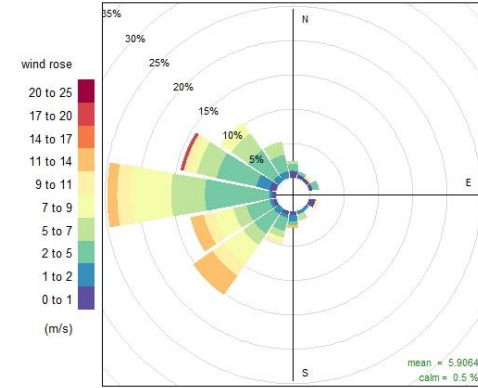
**March 925 hPa level**

Speed Direction	calm	0-1	1-2	2-5	5-7	7-9	9-11	11-14	14-17	17-20	20-25	25 +
349-11	0	1.5	1	4.9	1	0	0	0	0	0	0	0
12-33		1.5	0.5	0.5	1	0	0	0	0	0	0	0
34-56		0	1.5	0.5	0	0	0	0	0	0	0	0
57-78		0.5	0	0	0	0	0	0	0	0	0	0
79-101		0.5	0.5	1	0	0	0	0	0	0	0	0
102-123		1	0	0	0	0	0	0	0	0	0	0
124-146		0	0	0	0	0.5	0	0	0	0	0	0
147-168		1	0	0.5	1	0	0	0	0	0	0	0
168-191		0.5	2.5	3.4	0.5	1	0.5	1	0.5	0	0	0
192-213		0.5	1.5	5.4	3.9	2.5	1.5	0	0	0	0	0
214-236		2	1	5.4	3.9	1	0	0.5	0	0	0	0
237-258		0	1	4.4	3.4	0	0.5	0	0	0	0	0
259-281		1	0.5	3.9	2.9	0.5	0	0	0	0	0	0
282-303		1.5	2.5	4.4	1	0.5	0	0	0	0	0	0
304-326		1	1.5	2.5	0.5	0	0	0	0	0	0	0
327-348		2	1.5	2.5	1	0	0	0	0	0	0	0



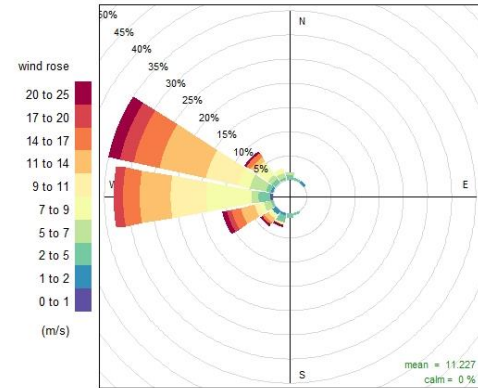
Frequency of counts by wind direction (%)

Speed Direction	calm	0-1	1-2	2-5	5-7	7-9	9-11	11-14	14-17	17-20	20-25	25 +
349-11	0	1	0	1	0.5	0	0	0	0	0	0	0
12-33		0.5	0	0.5	0	0	0	0	0	0	0	0
34-56		0.5	0	0	0	0.5	0	0	0	0	0	0
57-78		0.5	0	1	0	0	0	0	0	0	0	0
79-101		0	0	0	0	0	0	0	0	0	0	0
102-123		1	0	0	0	0	0.5	0	0	0	0	0
124-146		0	0.5	0	0	0	0	0	0	0	0	0
147-168		0	0.5	0	1	0	0	0	0	0	0	0
168-191		0.5	1	0.5	0	0	0	0.5	0	0	0	0
192-213		0.5	0.5	2	1	0.5	0.5	0	0	0	0	0
214-236		0	1	3.4	2	3.4	2	3.4	0	0	0	0
237-258		0.5	0.5	3.4	2	3	1.5	2	0	0	0	0
259-281		0.5	0.5	9.4	4.9	5.9	2	1.5	0	0	0	0
282-303		1	2	5.9	3	1	1	0	0	0.5	0	0
304-326		0	1	4.4	3	2	0	0	0	0	0	0
327-348		0	1	2.5	2	0	0	0	0	0	0	0



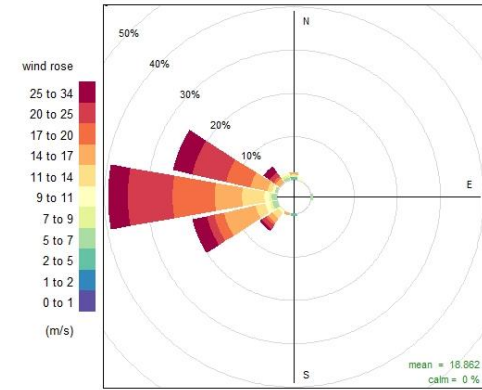
Frequency of counts by wind direction (%)

Speed Direction	calm	0-1	1-2	2-5	5-7	7-9	9-11	11-14	14-17	17-20	20-25	25 +
349-11	0	0	0	1	0.5	0	0	0	0	0	0	0
12-33		0	0	0.5	0	0	0	0	0	0	0	0
34-56		0	0.5	0	0	0	0	0	0	0	0	0
57-78		0	0	0	0	0	0	0	0	0	0	0
79-101		0	0	0	0	0	0	0	0	0	0	0
102-123		0	0	0	0	0	0	0	0	0	0	0
124-146		0	0	0	0	0	0	0	0	0	0	0
147-168		0	0	0.5	0	0	0	0	0	0	0	0
168-191		0	0	1	0	0	0	0	0	0	0	0
192-213		0	0.5	1.5	0	0	0.5	0	0	0	0.5	0
214-236		0	1	0	0	0.5	0.5	1	0.5	0	0.5	0
237-258		0	0	0.5	1.5	1	1	3	2	1	1	0
259-281		0.5	0	2.5	1.5	9.4	7.4	6.4	3.4	2	0	0
282-303		0	0.5	1	3.4	2.5	6.9	9.9	5.4	3	2.5	0
304-326	0	0	1	1	2.5	1	1	1	0	0.5	0	
327-348	0	0	0.5	1	1	0	0	0	0	0	0	



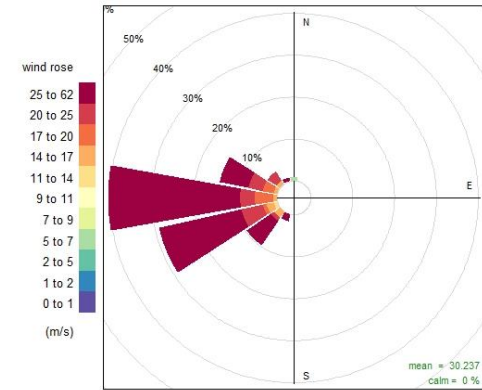
Frequency of counts by wind direction (%)

Speed Direction	calm	0-1	1-2	2-5	5-7	7-9	9-11	11-14	14-17	17-20	20-25	25 +
349-11	0	0	0.6	0	0.6	0	0	0	0.6	0	0	0
12-33	0	0	0	0	0	0	0.6	0	0	0	0	0
34-56	0	0	0	0	0	0	0	0	0	0	0	0
57-78	0	0	0	0	0	0	0	0	0	0	0	0
79-101	0	0	0	0.6	0	0	0	0	0	0	0	0
102-123	0	0	0	0	0	0	0	0	0	0	0	0
124-146	0	0	0	0	0	0	0	0	0	0	0	0
147-168	0	0	0	0	0	0	0	0	0	0	0	0
168-191	0	0	0.6	0	0	0	0	0	0	0	0	0
192-213	0	0	0	0	0	0	0	0	0.6	0	0	0
214-236	0	0	0	0	0	0	0.6	1.7	1.1	0.6	1.1	0.6
237-258	0	0	0	1.1	0.6	1.1	2.3	7.5	2.3	1.7	3.4	4.6
259-281	0	0	0	1.1	0.6	1.1	5.2	6.3	9.8	10.3	4.6	4.6
282-303	0	0	0	0.6	0	0.6	1.1	4	5.7	8	4.6	4.6
304-326	0	0	0	0	0	0	0	1.1	0.6	1.1	1.7	1.7
327-348	0	0	0	0.6	0.6	0.6	0	0	0	0	0	0



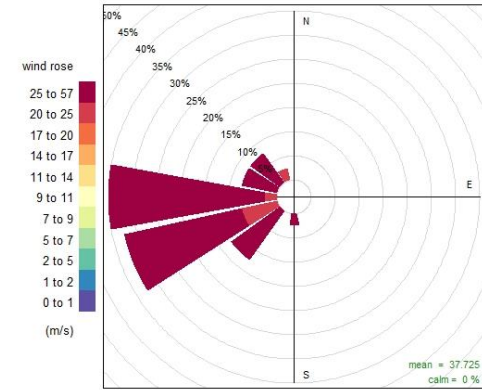
Frequency of counts by wind direction (%)

Speed Direction	calm	0-1	1-2	2-5	5-7	7-9	9-11	11-14	14-17	17-20	20-25	25 +
349-11	0	0	0	0.9	0	0	0	0	0	0	0	0
12-33	0	0	0	0	0	0	0	0	0	0	0	0
34-56	0	0	0	0	0	0	0	0	0	0	0	0
57-78	0	0	0	0	0	0	0	0	0	0	0	0
79-101	0	0	0	0	0	0	0	0	0	0	0	0
102-123	0	0	0	0	0	0	0	0	0	0	0	0
124-146	0	0	0	0	0	0	0	0	0	0	0	0
147-168	0	0	0	0	0	0	0	0	0	0	0	0
168-191	0	0	0	0	0	0	0	0	0	0	0	0
192-213	0	0	0	0	0	0	0	0	0	0	0	1.8
214-236	0	0	0	0	0	0	0	0	1.8	0	0.9	7
237-258	0	0	0	0	0	0	0	0.9	1.8	0.9	5.3	20.2
259-281	0	0	0	0	0	0	0	0.9	4.4	3.5	3.5	31.6
282-303	0	0	0	0	0	0	0	0.9	2.6	3.5	7	7
304-326	0	0	0	0	0	0	0	0.9	0	2.6	0	0
327-348	0	0	0	0	0	0	0	0	0	0	0	0.9



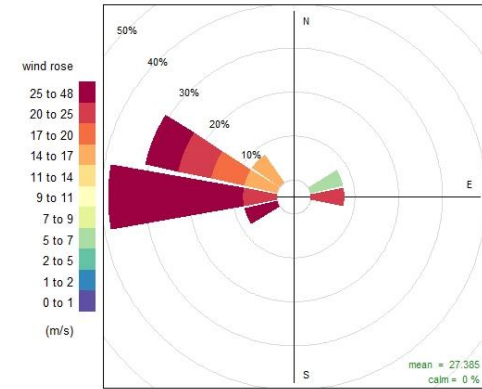
Frequency of counts by wind direction (%)

Speed Direction	calm	0-1	1-2	2-5	5-7	7-9	9-11	11-14	14-17	17-20	20-25	25 +
349-11	0	0	0	0	0	0	0	0	0	0	0	0
12-33	0	0	0	0	0	0	0	0	0	0	0	0
34-56	0	0	0	0	0	0	0	0	0	0	0	0
57-78	0	0	0	0	0	0	0	0	0	0	0	0
79-101	0	0	0	0	0	0	0	0	0	0	0	0
102-123	0	0	0	0	0	0	0	0	0	0	0	0
124-146	0	0	0	0	0	0	0	0	0	0	0	0
147-168	0	0	0	0	0	0	0	0	0	0	0	0
168-191	0	0	0	0	0	0	0	0	0	0	0	2.5
192-213	0	0	0	0	0	0	0	0	0	0	0	0
214-236	0	0	0	0	0	0	0	0	0	0	0	12.5
237-258	0	0	0	0	0	0	0	0	0	0	7.5	25
259-281	0	0	0	0	0	0	0	0	0	0	2.5	32.5
282-303	0	0	0	0	0	0	0	0	0	0	0	7.5
304-326	0	0	0	0	0	0	0	0	0	0	0	7.5
327-348	0	0	0	0	0	0	0	0	0	0	2.5	0



Frequency of counts by wind direction (%)

Speed Direction	calm	0-1	1-2	2-5	5-7	7-9	9-11	11-14	14-17	17-20	20-25	25 +
349-11	0	0	0	0	0	0	0	0	0	0	0	0
12-33	0	0	0	0	0	0	0	0	0	0	0	0
34-56	0	0	0	0	0	0	0	0	0	0	0	0
57-78	0	0	0	0	7.7	0	0	0	0	0	0	0
79-101	0	0	0	0	0	0	0	0	0	0	7.7	0
102-123	0	0	0	0	0	0	0	0	0	0	0	0
124-146	0	0	0	0	0	0	0	0	0	0	0	0
147-168	0	0	0	0	0	0	0	0	0	0	0	0
168-191	0	0	0	0	0	0	0	0	0	0	0	0
192-213	0	0	0	0	0	0	0	0	0	0	0	0
214-236	0	0	0	0	0	0	0	0	0	0	0	0
237-258	0	0	0	0	0	0	0	0	0	0	0	7.7
259-281	0	0	0	0	0	0	0	0	0	0	7.7	30.8
282-303	0	0	0	0	0	0	0	0	7.7	7.7	7.7	7.7
304-326	0	0	0	0	0	0	0	0	7.7	0	0	0
327-348	0	0	0	0	0	0	0	0	0	0	0	0

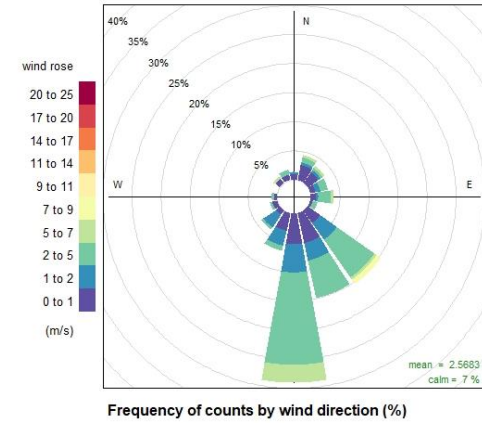


Frequency of counts by wind direction (%)

**Agartala**

**April 1000 hPa level**

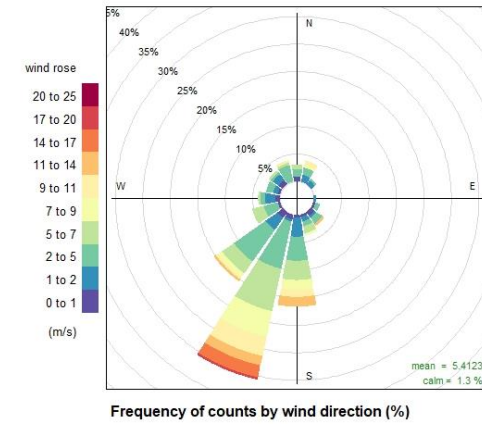
Speed Direction	calm	0-1	1-2	2-5	5-7	7-9	9-11	11-14	14-17	17-20	20-25	25 +
349-11	7	0.9	0.4	0	0	0	0	0	0	0	0	0
12-33		2.6	0.4	0.9	0.4	0	0	0	0	0	0	0
34-56		2.2	0.4	0.4	0.4	0	0	0	0	0	0	0
57-78		0.9	0.9	1.3	0	0	0	0	0	0	0	0
79-101		0.9	0.4	2.2	0.4	0	0	0	0	0	0	0
102-123		0.4	0	0.9	0	0	0	0	0	0	0	0
124-146		2.6	3.5	7.9	0.4	0.9	0	0	0	0	0	0
147-168		4.8	3.1	6.6	0	0	0	0	0	0	0	0
168-191		5.7	4.8	15.9	3.1	0	0	0	0	0	0	0
192-213		3.1	2.6	0.9	0	0	0	0	0	0	0	0
214-236		0.9	2.6	0.4	0	0	0	0	0	0	0	0
237-258		0.9	0	0.4	0	0	0	0	0	0	0	0
259-281		0.4	0	0.4	0	0	0	0	0	0	0	0
282-303		0	0	0	0	0	0	0	0	0	0	0
304-326		0.9	0	0	0.4	0	0	0	0	0	0	0
327-348		0.9	0	0.9	0	0	0	0	0	0	0	0



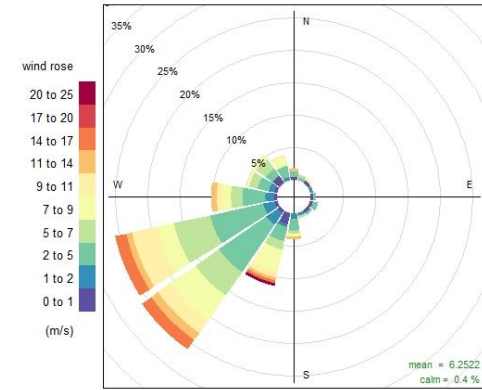
**Agartala**

**April 925 hPa level**

Speed Direction	calm	0-1	1-2	2-5	5-7	7-9	9-11	11-14	14-17	17-20	20-25	25 +
349-11	0	0.9	0	1.3	0.9	0	0	0	0	0	0	0
12-33		0	1.3	1.3	0	0.4	0.9	0	0	0	0	0
34-56		0	0.9	0.4	0	0	0	0	0	0	0	0
57-78		0	0	0	0	0	0	0	0	0	0	0
79-101		0	0.4	0	0	0	0	0	0	0	0	0
102-123		0.4	0	0.9	0	0	0	0	0	0	0	0
124-146		0.9	0.4	1.3	0	0	0	0.4	0	0	0	0
147-168		0.4	0.9	0.9	0.9	0.4	0	0	0	0	0	0
168-191		0.4	3.5	4.4	3.9	1.8	1.3	1.8	0	0	0	0
192-213		0.9	0.4	8.8	7.9	4.8	3.5	1.8	2.2	0.4	0	0
214-236		1.3	2.6	7	2.6	0.9	0.4	0.4	0	0	0	0
237-258		0.4	0	2.6	2.2	0	0	0	0	0	0	0
259-281		0.9	1.8	0.9	0.4	0	0	0	0	0	0	0
282-303		0.4	0.9	1.3	0	0	0	0	0	0	0	0
304-326		0.9	1.3	0.4	0.4	0	0	0	0	0	0	0
327-348		0	0	3.1	0.4	0	0.4	0	0	0	0	0

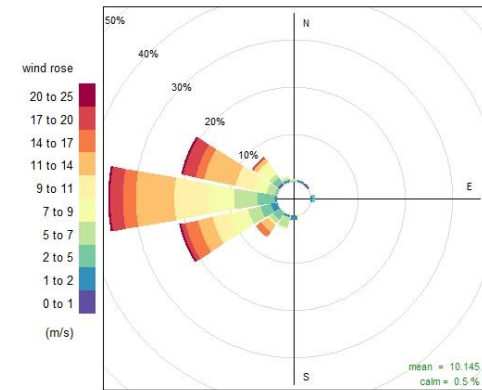


Speed Direction	calm	0-1	1-2	2-5	5-7	7-9	9-11	11-14	14-17	17-20	20-25	25 +
349-11	0	0.4	2.1	1.3	0	0.4	0	0	0	0	0	0
12-33	0	0.8	0.8	0	0	0	0	0	0	0	0	0
34-56	0	0	1.3	0.8	0	0	0.4	0	0	0	0	0
57-78	0	0.4	0.4	0	0	0.4	0	0	0	0	0	0
79-101	0	0.4	0.4	0	0	0	0	0	0	0	0	0
102-123	0	0	0.8	0	0	0	0	0	0	0	0	0
124-146	0	0.4	0	0	0	0	0	0	0	0	0	0
147-168	0.4	0.4	0.4	0	0	0	0	0	0	0	0	0
168-191	0.4	0	2.1	1.7	0.4	0	0	0	0	0	0	0
192-213	0.4	0	1.7	0.8	0	0.4	0	0	0	0	0	0
214-236	0.4	0.8	0.4	1.3	0.8	0.4	0.4	0	0	0	0	0
237-258	0	0	2.1	1.3	0	0	0.4	0	0	0	0	0
259-281	0.4	0.8	4.2	1.7	1.7	0.8	0.4	0	0	0	0	0
282-303	0.4	0.4	6.7	2.9	4.6	2.1	0.4	0.4	0	0	0	0
304-326	0	0.4	9.6	3.8	3.3	3.3	3.3	1.7	0	0.4	0	0
327-348	0.4	1.3	5.4	3.3	2.1	1.3	1.7	0.4	0.4	0	0	0



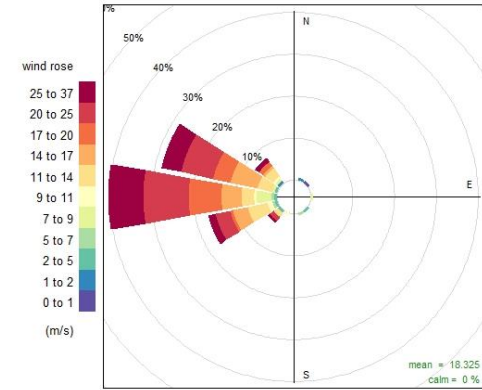
Frequency of counts by wind direction (%)

Speed Direction	calm	0-1	1-2	2-5	5-7	7-9	9-11	11-14	14-17	17-20	20-25	25 +
349-11	0	0	0	0.5	0	0	0	0	0	0	0	0
12-33	0	0.5	0	0	0	0	0	0	0	0	0	0
34-56	0.5	0	0	0	0	0	0	0	0	0	0	0
57-78	0	0	0	0	0	0	0	0	0	0	0	0
79-101	0	0.5	0.5	0	0	0	0	0	0	0	0	0
102-123	0	0	0	0	0	0	0	0	0	0	0	0
124-146	0	0	0	0	0	0	0	0	0	0	0	0
147-168	0	0	0	0	0.5	0	0	0	0	0	0	0
168-191	0	0.9	0	0	0	0	0	0	0	0	0	0
192-213	0	0.5	0	2.3	0.5	0	0	0	0	0	0	0
214-236	0	0	1.8	0.9	0	0.5	1.8	1.4	0	0	0	0
237-258	0	1.4	2.3	2.7	4.1	3.6	3.2	2.7	0.9	0.5	0	0
259-281	0	0.5	3.6	5	5.4	7.2	8.1	2.7	2.7	0.5	0	0
282-303	0	0	0.5	1.8	2.7	4.1	6.8	1.8	2.7	0.5	0	0
304-326	0.5	0	1.4	0.9	2.7	0.5	0.9	0	0.5	0	0	0
327-348	0	0.5	0	0.5	0	0.5	0	0	0	0	0	0



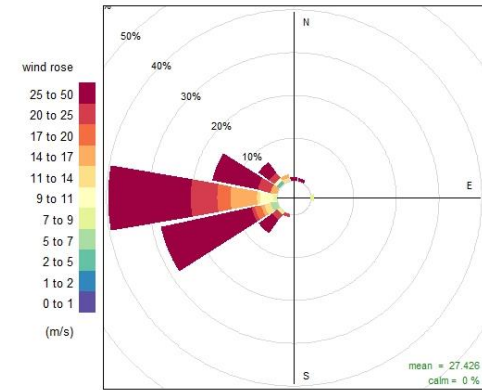
Frequency of counts by wind direction (%)

Speed Direction	calm	0-1	1-2	2-5	5-7	7-9	9-11	11-14	14-17	17-20	20-25	25 +
349-11	0	0	0.4	0	0.4	0	0.8	0.8	0	0	0	0
12-33	0	0	0	0	0.4	0.4	0	0.4	0	0	0	0
34-56	0	0	0	0	0	0	0	0	0	0	0	0.4
57-78	0	0	0	0	0	0	0	0	0	0	0	0
79-101	0	0	0	0	0.4	0	0	0	0	0	0	0
102-123	0	0	0.4	0	0	0	0	0	0	0	0	0
124-146	0	0	0	0	0	0	0	0	0	0	0	0
147-168	0	0	0	0	0	0	0	0	0	0	0	0
168-191	0	0	0	0	0	0	0	0.4	0	0	0	0
192-213	0	0	0.4	0.4	0.4	0	0.8	0	0	0	0	0
214-236	0	0.4	0.4	0	0.4	0	0.4	0.4	0	0	0	0.4
237-258	0	0	0.4	1.3	0	2.5	2.5	2.1	0.8	0	0	0.4
259-281	0	0	1.3	1.7	1.3	4.7	5.1	3.4	2.5	4.7	1.3	0
282-303	0	0	0.4	0.8	2.5	2.1	6.4	5.9	2.1	3.4	0.8	0
304-326	0	0	1.7	1.3	3	2.1	2.5	2.5	3.4	1.7	0.8	0
327-348	0	0	1.3	2.1	2.5	1.7	0.4	0.8	0.8	0.4	0	0



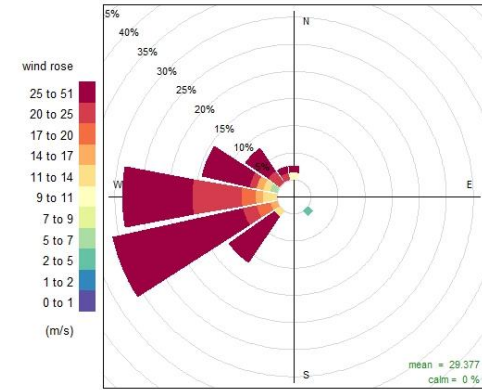
Frequency of counts by wind direction (%)

Speed Direction	calm	0-1	1-2	2-5	5-7	7-9	9-11	11-14	14-17	17-20	20-25	25 +
349-11	0	0	0.4	0	0	0	0.4	0.4	0.4	0.4	0.4	0
12-33	0	0	0	0.4	0	0	0	0	0	0	0	0
34-56	0	0	0	0	0	0	0	0.4	0	0	0	0
57-78	0	0	0	0	0	0	0	0.4	0	0	0	0
79-101	0	0	0	0	0	0	0	0	0	0	0	0
102-123	0	0	0	0	0	0	0	0	0	0	0	0
124-146	0	0	0	0	0	0	0	0	0.4	0	0	0
147-168	0	0	0	0	0	0	0	0	0	0	0	0
168-191	0	0	0	0	0	0	0.4	0	0	0	0	0.4
192-213	0	0	0	0	0	0	0.4	0	0	0	0	0
214-236	0	0	0	0.4	0.9	1.3	0.4	0.9	0.9	0.9	0.9	0.4
237-258	0	0	0	0	0	0	0.9	0.9	1.3	2.7	2.7	0
259-281	0	0	0	0	0.4	2.7	1.8	0.9	1.8	4.9	12.5	0
282-303	0	0	0	0	0.9	0.9	4.5	4.9	2.2	3.6	12.9	0
304-326	0	0	0.4	0.9	0.9	0.4	0.9	1.3	1.8	5.4	7.1	0
327-348	0	0	0	0.9	0.4	0.9	0	0.9	0.9	0.9	0.9	0.9



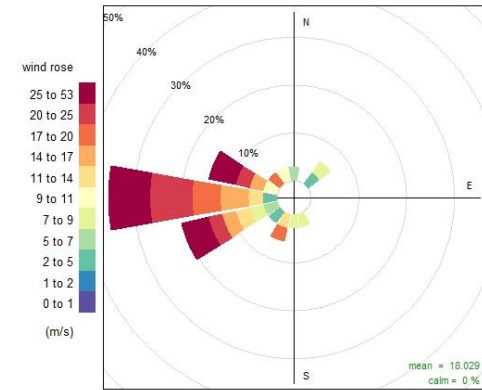
Frequency of counts by wind direction (%)

Speed Direction	calm	0-1	1-2	2-5	5-7	7-9	9-11	11-14	14-17	17-20	20-25	25 +
349-11	0	0	0	0	0	0	0	0	0.5	0.5	0.5	0
12-33	0	0	0	0	0	0	0	0	0	0	0	0
34-56	0	0	0	0	0	0	0	0	0	0	0	0
57-78	0	0	0.5	0	0	0	0	0	0	0	0	0
79-101	0	0	0	0	0	0	0	0	0	0	0	0
102-123	0	0	0	0	0	0	0	0	0	0	0	0
124-146	0	0	0	0	0	0	0	0	0	0	0	0
147-168	0	0	0	0	0	0	0	0	0	0	0	0
168-191	0	0	0	0	0	0	0	0	0	0	0	0
192-213	0	0	0	0	0	0	0	0	0	0	0.5	0.5
214-236	0	0	0	0	0	0	0	0	0	0.5	1	1.5
237-258	0	0	0	0	0	0	0.5	2	0.5	1.5	9.9	9.9
259-281	0	0	0	0	0	0.5	0	1.5	1	5.9	19.3	19.3
282-303	0	0	0	0	0	0	2.5	1.5	3	5.9	18.3	18.3
304-326	0	0	0	1	0	0	0.5	0.5	1.5	3.5	9.9	9.9
327-348	0	0	0	0	0	0	0	1.5	0	0.5	1.5	1.5



Frequency of counts by wind direction (%)

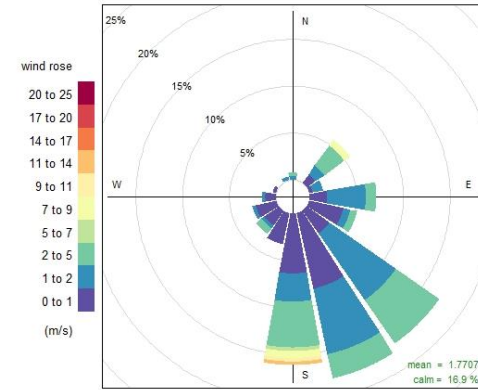
Speed Direction	calm	0-1	1-2	2-5	5-7	7-9	9-11	11-14	14-17	17-20	20-25	25 +
349-11	0	0	0	0	0	0	0	0	0	0	0	0
12-33	0	0	0.7	0	0	0	0	0	0	0	0	0
34-56	0.7	0	0	0	0	0	0	0	0	0	0	0
57-78	0.7	0.7	0	0	0	0	0	0	0	0	0	0
79-101	0	0	0.7	0	0	0	0	0	0	0	0	0
102-123	0	0.7	0	0	0	0	0	0	0	0	0	0
124-146	0	0	0	0	0	0	0	0	0	0	0	0
147-168	0	0	0	0	0	0	0	0	0	0	0	0
168-191	0	0	0	0	0	0	0.7	0	0	0	0	0
192-213	0	0	0	0	0	0	0	0	0.7	0	0	0
214-236	0	0	0.7	0.7	0	0.7	0	0	0	1.4	0	0
237-258	0	0	0.7	0	0.7	0.7	2	2	0.7	0.7	6.8	6.8
259-281	0	0	3.4	2.7	1.4	0.7	4.1	1.4	2	4.7	7.4	7.4
282-303	0	0	2.7	1.4	0.7	2	5.4	4.7	2	6.1	8.8	8.8
304-326	0	0	1.4	1.4	0	0.7	3.4	1.4	0	2	0.7	0.7
327-348	0	0.7	1.4	0	0	0.7	1.4	0.7	0	0	0	0



Frequency of counts by wind direction (%)

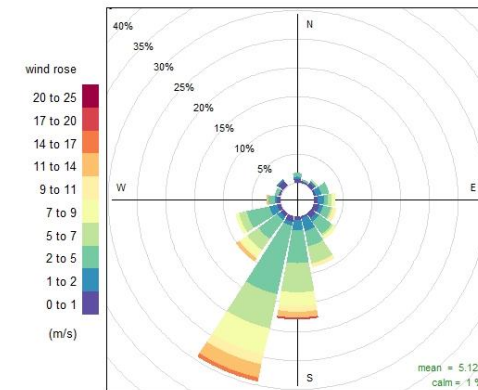


Speed Direction	calm	0-1	1-2	2-5	5-7	7-9	9-11	11-14	14-17	17-20	20-25	25 +
349-11	17	0	0.4	0.4	0	0	0	0	0	0	0	0
12-33		0	0	0	0	0	0	0	0	0	0	0
34-56		1.1	1.1	2.6	0	0.8	0	0	0	0	0	0
57-78		0.4	1.1	0	0	0	0	0	0	0	0	0
79-101		1.9	4.1	1.1	0	0	0	0	0	0	0	0
102-123		3.8	0.8	0.8	0	0	0	0	0	0	0	0
124-146		3	8.6	5.6	0	0	0	0	0	0	0	0
147-168		7.5	7.1	2.6	0	0	0	0	0	0	0	0
168-191		7.1	3	4.9	0.4	0.8	0.4	0.4	0	0	0	0
192-213		3.4	0	0	0	0	0	0	0	0	0	0
214-236		1.9	0.4	0.8	0	0	0	0	0	0	0	0
237-258		2.3	0.4	0	0	0	0	0	0	0	0	0
259-281		1.1	0.4	0	0	0	0	0	0	0	0	0
282-303		0.4	0	0	0	0	0	0	0	0	0	0
304-326		0	0	0	0	0	0	0	0	0	0	0
327-348		0	0.4	0	0	0	0	0	0	0	0	0



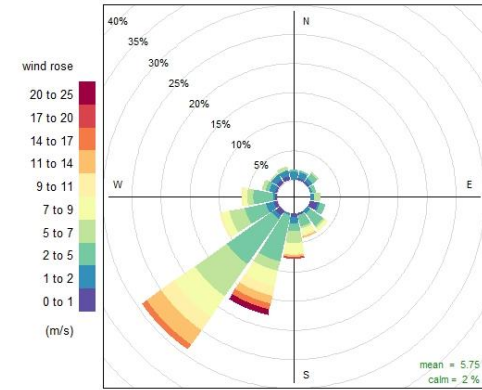
Frequency of counts by wind direction (%)

Speed Direction	calm	0-1	1-2	2-5	5-7	7-9	9-11	11-14	14-17	17-20	20-25	25 +
349-11	0	0.7	0.3	0.7	0	0	0	0	0	0	0	0
12-33		0.3	0	0.3	0	0	0	0	0	0	0	0
34-56		0.7	0.3	0	0.3	0	0	0	0	0	0	0
57-78		0.3	1	1.4	0	0	0	0	0	0	0	0
79-101		0.7	1	0.7	0.7	0.7	0	0	0	0	0	0
102-123		1	0.7	1.4	0.3	0	0.7	0	0	0	0	0
124-146		1	0.7	2.7	0.3	0.7	0	0	0	0	0	0
147-168		0.3	2.4	2.7	3	0	0.7	0	0	0	0	0
168-191		0.7	1.7	5.7	5.1	2.4	1	1	0	0.3	0	0
192-213		1	0.7	12.2	6.1	4.7	1.7	2.4	0.7	0	0	0
214-236		0.7	0.7	4.1	2.4	1.4	0.3	0.7	0	0	0	0
237-258		0.7	1.4	4.1	1.4	0.7	0	0	0	0	0	0
259-281		0.7	0.3	1	0	0	0	0.3	0	0	0	0
282-303		0.3	0	0.7	0	0	0	0	0	0	0	0
304-326		1	0.3	0	0	0	0	0	0	0	0	0
327-348		0	0	0	0	0	0	0	0	0	0	0



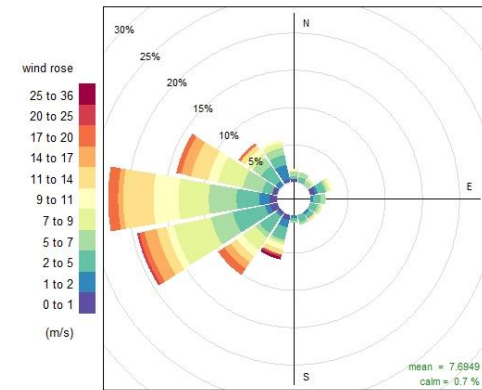
Frequency of counts by wind direction (%)

Speed Direction	calm	0-1	1-2	2-5	5-7	7-9	9-11	11-14	14-17	17-20	20-25	25 +
349-11	0	1.4	0.3	0	0	0	0	0	0	0	0	0
12-33	0.3	1	0.3	0	0	0	0	0	0	0	0	0
34-56	0.3	0.7	1	0.3	0	0	0	0	0	0	0	0
57-78	0	0.3	0.7	0	0	0	0	0	0	0	0	0
79-101	0	0.7	0	1	0	0	0	0	0	0	0	0
102-123	1.4	0.3	1	0	0	0	0	0	0	0	0	0
124-146	0	0.7	2.7	0.3	0.7	0	0	0	0	0	0	0
147-168	0.3	0	2	0.3	1	0.3	0.3	0	0	0	0	0
168-191	0.7	1	1.4	2	1.7	0.3	0.3	0	0.3	0	0	0
192-213	0	0.3	8.1	1.7	2.7	1.7	1.4	1	0	1	0	0
214-236	1	0.7	9.5	6.8	4.4	2.7	3	1	0	0	0	0
237-258	0.7	1.4	3.7	2.7	1.4	0.3	0	0	0	0	0	0
259-281	0.3	0.3	3.4	1	0.7	0.3	0	0	0	0	0	0
282-303	0.3	1	0.7	0.7	0	0	0	0	0	0	0	0
304-326	0.7	1	0	0.3	0	0	0	0	0	0	0	0
327-348	0.7	1	0	0.7	0	0	0	0	0	0	0	0



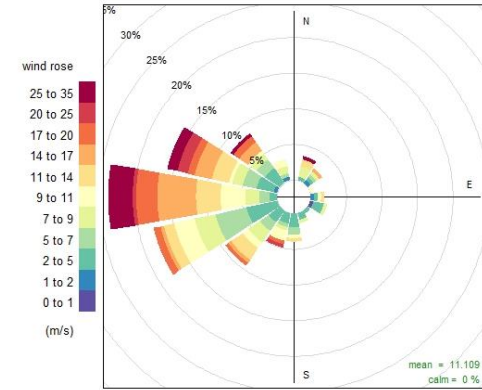
Frequency of counts by wind direction (%)

Speed Direction	calm	0-1	1-2	2-5	5-7	7-9	9-11	11-14	14-17	17-20	20-25	25 +
349-11	0.3	0	0.3	0.7	0	0.3	0	0	0	0	0	0
12-33	0	0	0.7	0.7	0	0	0	0	0	0	0	0
34-56	0	0	0	0.7	0.3	0	0	0	0	0	0	0
57-78	0.7	0.3	1	0.3	0.3	0.3	0	0	0	0	0	0
79-101	0	0.3	1	0.7	0	0	0	0	0	0	0	0
102-123	0	0	1	0.3	0.3	0	0	0	0	0	0	0
124-146	0	0.3	0.7	0	0	0	0.3	0	0	0	0	0
147-168	0	0	1	0.3	0	0	0	0	0	0	0	0
168-191	0	0.3	0.3	0.3	0	0	0	0	0	0	0	0
192-213	0.7	1	1.7	0.3	0.3	0.7	0.7	0	0	0.3	0.3	0
214-236	0.3	0.3	2.7	0.7	2	1	1	1	1	0	0	0
237-258	1	0.7	4.4	3.1	5.1	1	1.4	1.7	0.7	0.3	0	0
259-281	1	1.4	3.1	3.7	4.1	3.4	4.1	0.7	1.4	0	0	0
282-303	0.7	0	1.4	2.7	3.4	1.4	2.4	1.4	0.7	0	0	0
304-326	0	0.7	2.4	1.4	0.7	0.7	0.7	0	0.3	0	0	0
327-348	0.3	2	1.4	1	0.7	0.3	0	0	0	0	0	0



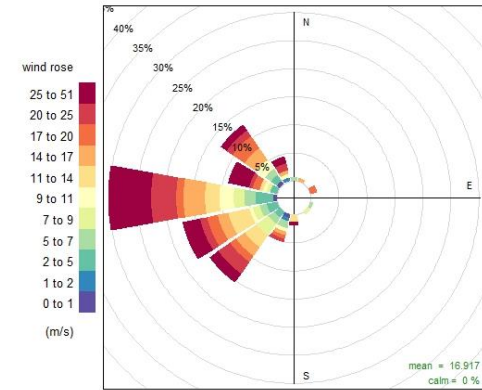
Frequency of counts by wind direction (%)

Speed Direction	calm	0-1	1-2	2-5	5-7	7-9	9-11	11-14	14-17	17-20	20-25	25 +
349-11	0	0	0	0	0	0	0	0	0	0	0	0
12-33	0	0	0.5	0	1.5	0	1	0	0	0	0	0.5
34-56	0	0.5	0.5	0.5	0.5	0	0	0.5	0	0	0	0
57-78	0	0	0	0	0	0	0.5	0	0	0	0	0
79-101	0	0.5	0.5	0	0	0.5	0.5	0	0	0	0	0
102-123	0.5	0	1.5	0	0.5	0	0	0	0	0	0	0
124-146	0	0	0.5	0	0	0	0	0	0	0	0	0
147-168	0	0	1	0	0.5	0	0	0	0	0	0	0
168-191	0	0	2	1	0	0.5	0.5	0	0	0	0	0
192-213	0	0	1.5	0.5	0.5	1.5	0	0	0.5	0.5	0	0
214-236	0	0	2	1.5	2	1	2	0.5	0.5	0	0	0
237-258	0	0	4.5	4.5	3	3	1.5	0.5	1	0	0	0
259-281	0	0	1	1.5	2	3.5	3.5	5.4	3	0.5	3.5	0
282-303	0	0.5	2.5	2	1.5	0.5	2.5	2.5	1	1.5	1.5	0
304-326	0	0	2.5	1.5	1	0.5	0	1.5	1	0	0.5	0
327-348	0	0.5	0	0.5	1	1	0	0	0	0	0	0



Frequency of counts by wind direction (%)

Speed Direction	calm	0-1	1-2	2-5	5-7	7-9	9-11	11-14	14-17	17-20	20-25	25 +
349-11	0	0	0	0	0.6	0	0	0	0	0	0	0
12-33	0	0	0	0	0	0	0	0	0.6	0	0	0
34-56	0	0	0	0	0	0	0	0	0	0	0	0
57-78	0	0	0	0	0	0	0	0	0	1.3	0	0
79-101	0	0	0	0	0	0	0	0	0	0	0	0
102-123	0	0	0	0	0.6	0	0	0	0	0	0	0
124-146	0	0	0	0	0	0.6	0	0	0	0	0	0
147-168	0	0	0	0	0	0	0	0	0	0	0	0
168-191	0	0	0	0	0	0	0	1.3	0	0	0	0.6
192-213	0.6	0.6	0	1.3	0	0.6	0	0.6	0.6	0.6	0.6	0
214-236	0	0	1.3	1.3	2.6	0	2.6	1.9	1.3	2.6	1.9	0
237-258	0	0	1.9	1.3	1.3	0.6	3.8	1.9	1.9	1.3	3.2	0
259-281	0.6	0	3.2	1.9	1.9	2.6	2.6	3.8	1.3	4.5	7.7	0
282-303	0	0	1.3	0	0.6	0.6	0.6	0	1.3	0.6	3.8	0
304-326	0.6	0	1.3	1.3	0	1.9	0	2.6	2.6	1.3	1.3	0
327-348	0	0.6	0	0	0	0	0.6	0	0.6	0	1.3	1.3

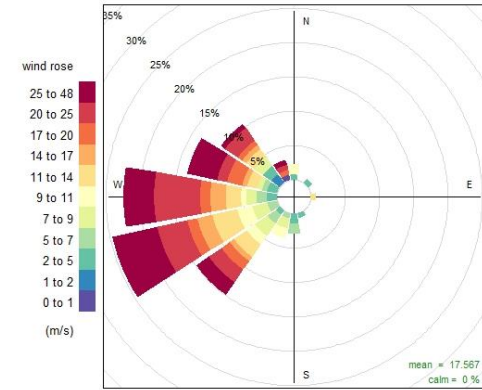


Frequency of counts by wind direction (%)

**Agartala**

**May 200 hPa level**

Speed Direction	calm	0-1	1-2	2-5	5-7	7-9	9-11	11-14	14-17	17-20	20-25	25 +
349-11	0	0	0.7	0	0	1.5	0	0	0	0	0	0
12-33	0	0	0	0	0	0	0	0	0	0	0	0
34-56	0	0	0.7	0	0	0	0	0	0	0	0	0
57-78	0	0	0	0	0	0	0	0	0	0	0	0
79-101	0	0	0	0	0	0	0.7	0	0	0	0	0
102-123	0	0	0	0	0	0	0	0	0	0	0	0
124-146	0	0	0	0	0	0	0	0	0	0	0	0
147-168	0	0	0.7	0	0	0	0	0	0	0	0	0
168-191	0	0	1.5	1.5	0	0	0	0	0	0	0	0
192-213	0	0	0	0.7	1.5	1.5	0	0	0	0	0	0
214-236	0	0	0.7	1.5	2.2	1.5	2.2	0.7	1.5	2.2	2.2	2.2
237-258	0	0	0	1.5	2.2	2.2	3.7	2.2	1.5	4.5	6.7	6.7
259-281	0	0	1.5	1.5	1.5	0.7	2.2	2.2	1.5	6.7	4.5	4.5
282-303	0	0	1.5	0.7	0.7	0	1.5	0.7	2.2	1.5	4.5	4.5
304-326	0	1.5	1.5	0	1.5	0	1.5	0.7	0.7	2.2	0.7	0.7
327-348	0.7	0	0	0	0	0	0	0	0.7	0.7	0.7	0.7

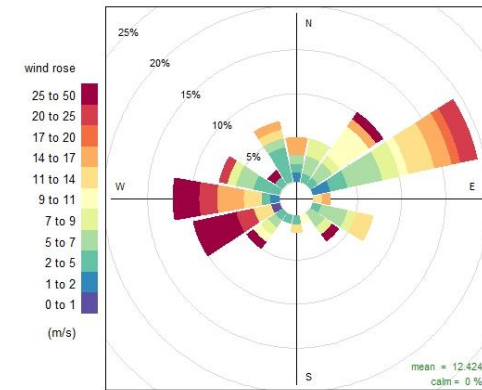


Frequency of counts by wind direction (%)

**Agartala**

**May 100 hPa level**

Speed Direction	calm	0-1	1-2	2-5	5-7	7-9	9-11	11-14	14-17	17-20	20-25	25 +
349-11	0	1	1	1	0	0	0	0	2	0	0	0
12-33	0	0	1	2	2	0	0	0	0	0	0	0
34-56	0	0	1	2	1	4	0	1	0	0	0	1
57-78	0	2	2	4	2	1	3	2	1	2	0	0
79-101	0	0	0	0	0	0	1	1	0	0	0	0
102-123	0	0	1	3	1	0	2	0	0	0	0	0
124-146	0	0	0	2	1	0	0	0	0	0	0	1
147-168	0	0	0	0	0	1	0	0	0	0	0	0
168-191	0	0	1	0	0	0	1	0	0	0	0	0
192-213	0	0	1	0	0	0	0	0	0	0	0	0
214-236	0	0	1	1	1	1	0	0	0	0	0	1
237-258	1	0	0	0	0	0	2	0	0	2	5.1	5.1
259-281	0	1	1	0	0	0	2	3	0	2	3	3
282-303	0	0	3	2	1	0	0	0	0	1	0	0
304-326	0	0	1	0	0	0	0	0	0	0	0	1
327-348	0	0	4	1	0	0	1	1	0	0	0	0

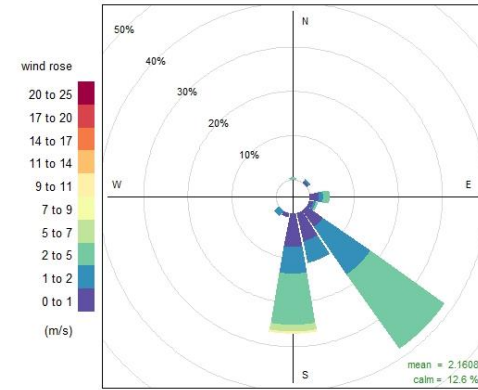


Frequency of counts by wind direction (%)

**Agartala**

**June 1000 hPa level**

Speed Direction	calm	0-1	1-2	2-5	5-7	7-9	9-11	11-14	14-17	17-20	20-25	25 +
349-11	13	0	0	0.5	0	0	0	0	0	0	0	
12-33		0	0	0	0	0	0	0	0	0	0	
34-56		0.5	0.5	0	0	0	0	0	0	0	0	
57-78		0	0	0	0	0	0	0	0	0	0	
79-101		2	1	1.5	0	0	0	0	0	0	0	
102-123		1	0.5	0.5	0	0	0	0	0	0	0	
124-146		4.5	13.1	20.6	0	0	0	0	0	0	0	
147-168		6.5	4.5	0	0	0	0	0	0	0	0	13
168-191		7.5	6.5	11.6	1.5	0	0.5	0	0	0	0	
192-213		1	0	0	0	0	0	0	0	0	0	
214-236		0	1.5	0	0	0	0	0	0	0	0	
237-258		0	0	0	0	0	0	0	0	0	0	
259-281		0	0	0	0	0	0	0	0	0	0	
282-303		0	0	0	0	0	0	0	0	0	0	
304-326		0	0	0	0	0	0	0	0	0	0	
327-348		0	0	0	0	0	0	0	0	0	0	

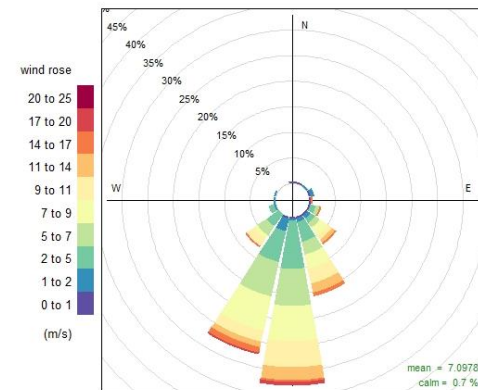


Frequency of counts by wind direction (%)

**Agartala**

**June 925 hPa level**

Speed Direction	calm	0-1	1-2	2-5	5-7	7-9	9-11	11-14	14-17	17-20	20-25	25 +
349-11	0	0.4	0	0	0	0	0	0	0	0	0	
12-33		0.4	0	0	0	0	0	0	0	0	0	
34-56		0	0.4	0	0	0	0	0	0	0	0	
57-78		0.4	0.7	0	0	0	0	0	0	0	0	
79-101		0.4	0	0	0	0	0	0	0.4	0	0	
102-123		0.4	0	1.1	0.7	0	0	0	0.4	0	0	
124-146		0.4	0.7	1.1	1.1	1.8	1.1	0.7	0.4	0	0	
147-168		0.4	0.7	2.9	2.5	2.2	2.2	1.4	0.7	0	0	1
168-191		0.4	0.4	10.5	7.2	7.6	5.8	2.9	0.4	0.7	0	
192-213		0.4	2.5	6.2	6.9	6.9	2.2	1.1	1.1	0.4	0	
214-236		0	0	2.9	2.2	0.7	1.8	0	0.4	0	0	
237-258		0	0.4	1.1	0	0	0	0	0	0	0	
259-281		0	0.4	0	0	0	0	0	0	0	0	
282-303		0	0.4	0	0	0	0	0	0	0	0	
304-326		0	0	0	0	0	0	0	0	0	0	
327-348		0	0	0	0	0	0	0	0	0	0	

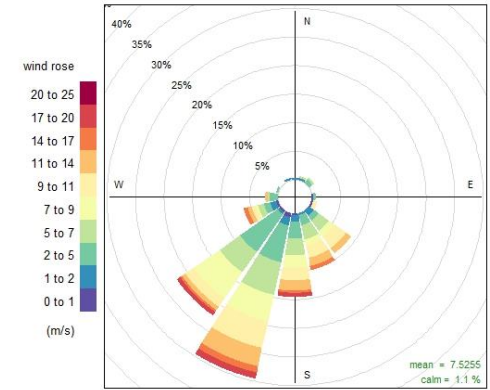


Frequency of counts by wind direction (%)

**Agartala**

**June 850 hPa level**

Speed Direction	calm	0-1	1-2	2-5	5-7	7-9	9-11	11-14	14-17	17-20	20-25	25 +
349-11	0	0.4	0	0	0	0	0	0	0	0	0	0
12-33	0	0.4	0	0.4	0	0	0	0	0	0	0	0
34-56	0	0	0.7	0.4	0	0	0	0	0	0	0	0
57-78	0	0	0	0	0	0	0	0	0	0	0	0
79-101	0.4	0	0.4	0	0	0	0	0	0	0	0	0
102-123	0.4	0	0	0	0	0	0.7	0	0	0	0	0
124-146	0	1.1	1.1	2.2	1.1	2.6	1.1	0	0	0	0	0
147-168	0	0.4	1.5	2.6	1.1	1.8	1.1	0.7	0	0	0	0
168-191	0.4	1.1	3.3	2.9	2.2	2.6	2.2	0.4	0.7	0	0	0
192-213	0.7	1.5	6.6	5.8	4.7	4.7	3.3	1.1	1.1	0	0	0
214-236	0.4	0.4	8	4.4	5.5	1.8	0.7	0.4	0.7	0	0	0
237-258	0.4	1.1	1.1	1.1	0.4	0.7	0.7	0.7	0	0	0	0
259-281	0	0	1.5	0.4	0	0	0.4	0	0	0	0	0
282-303	0	0	0.4	0	0	0	0	0	0	0	0	0
304-326	0	0	0	0	0	0	0	0	0	0	0	0
327-348	0	0.4	0	0	0	0	0	0	0	0	0	0

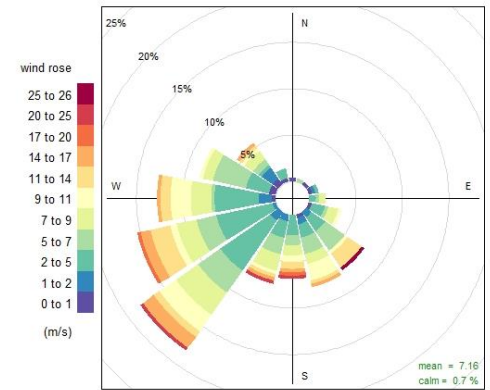


Frequency of counts by wind direction (%)

**Agartala**

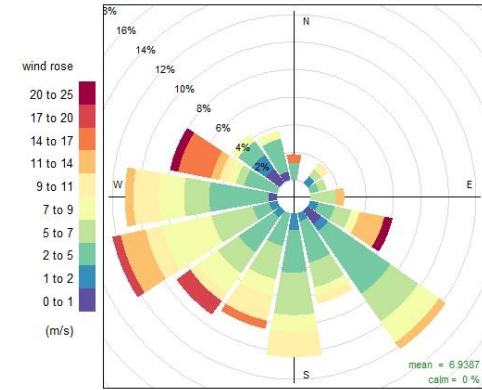
**June 700 hPa level**

Speed Direction	calm	0-1	1-2	2-5	5-7	7-9	9-11	11-14	14-17	17-20	20-25	25 +
349-11	0.4	0	0	0	0	0	0	0	0	0	0	0
12-33	0	0	0	0.4	0	0	0	0	0	0	0	0
34-56	0.4	0	0	0	0	0	0	0	0	0	0	0
57-78	0.4	0.4	0.4	0	0	0	0	0	0	0	0	0
79-101	0	0	0.7	0.4	0.7	0	0	0	0	0	0	0
102-123	0.4	0	1.5	0.4	1.1	0.4	0	0	0	0	0	0
124-146	0	0.7	1.8	2.5	0	0.4	1.8	0	0	0	0	0.4
147-168	0.4	0.7	1.5	1.8	1.1	1.8	0.4	0.4	0	0	0	0
168-191	0	0	2.2	1.1	1.1	0.7	0.7	0.4	0.4	0.4	0	0
192-213	0	0.7	1.8	1.8	1.8	0.4	0.4	0.4	0	0.4	0	0
214-236	0	1.1	6.5	2.9	2.9	2.2	0.7	1.5	0	0.4	0	0
237-258	0	0.4	6.2	2.2	2.2	0.7	2.2	1.1	0.4	0	0	0
259-281	0.4	1.5	4.7	0.4	2.2	2.2	1.1	0.4	0	0	0	0
282-303	0.7	0	2.5	3.6	1.1	0.4	0	0	0	0	0	0
304-326	0.7	1.5	0.4	0.7	1.1	0.4	0.4	0.4	0	0	0	0
327-348	0.4	0	1.1	0	0	0	0	0	0	0	0	0



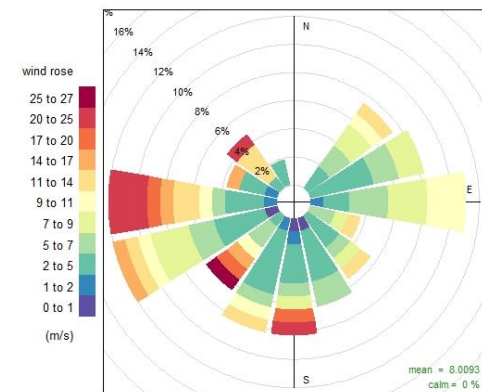
Frequency of counts by wind direction (%)

Speed Direction	calm	0-1	1-2	2-5	5-7	7-9	9-11	11-14	14-17	17-20	20-25	25 +
349-11	0	0	1.2	0	0	0	0	0	0.6	0	0	0
12-33	0	0	0	0	0	0	0	0	0	0	0	0
34-56	0	0.6	0	0.6	0	0.6	0	0	0	0	0	0
57-78	0	0	0.6	0.6	0	0	0	0	0	0	0	0
79-101	0	0	0	1.8	0	0	0.6	0	0	0	0	0
102-123	0	0.6	1.2	1.2	0.6	0	1.8	0	0	0.6	0	0
124-146	1.2	0.6	5.5	2.5	1.8	0	0.6	0	0	0	0	0
147-168	0	0.6	3.1	1.8	0.6	0.6	0	0	0	0	0	0
168-191	0	1.2	3.1	3.1	1.2	1.8	0	0	0	0	0	0
192-213	0	0	2.5	2.5	1.2	1.8	0	0.6	0	0	0	0
214-236	0	0.6	3.1	1.8	1.8	0.6	0	0	1.2	0	0	0
237-258	0	0.6	1.2	3.1	3.7	1.2	1.8	0	0.6	0	0	0
259-281	0.6	0	4.3	1.8	1.8	1.8	0.6	0	0	0	0	0
282-303	0	0	2.5	0.6	0.6	0.6	0.6	2.5	0	0.6	0	0
304-326	1.2	1.2	1.2	0	0.6	0	0	0	0	0	0	0
327-348	0.6	0	2.5	0	0.6	0	0	0	0	0	0	0



Frequency of counts by wind direction (%)

Speed Direction	calm	0-1	1-2	2-5	5-7	7-9	9-11	11-14	14-17	17-20	20-25	25 +
349-11	0	0	0	0	0	0	0	0	0	0	0	0
12-33	0	0	0	0	0	0	0	0	0	0	0	0
34-56	0	0	1.9	1.9	1.9	0.9	0.9	0	0	0	0	0
57-78	0	0	4.6	1.9	1.9	0	0	0	0	0	0	0
79-101	0	0.9	1.9	2.8	2.8	2.8	0	0	0	0	0	0
102-123	0	0	0	1.9	0.9	0	0.9	0	0	0	0	0
124-146	0	0	2.8	0.9	0.9	0	0.9	0	0	0	0	0
147-168	0.9	0	3.7	1.9	0	0	0	0	0	0	0	0
168-191	0.9	0.9	2.8	0.9	0.9	0	0	0	0.9	0.9	0	0
192-213	0	0.9	4.6	0.9	0	0.9	0.9	0	0	0	0	0
214-236	0	0	0.9	1.9	0	0.9	0	0.9	0.9	0	0.9	0
237-258	0.9	0	3.7	1.9	2.8	0.9	0.9	0.9	0	0	0	0
259-281	0	0.9	2.8	0.9	0	0.9	1.9	0.9	0.9	2.8	0	0
282-303	0	0.9	1.9	0	0	0	0	0.9	0	0	0	0
304-326	0	0	0.9	0	0	0	2.8	0	0	0.9	0	0
327-348	0	0	1.9	0	0	0	0	0	0	0	0	0

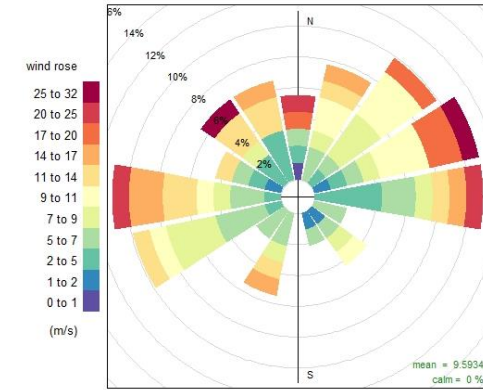


Frequency of counts by wind direction (%)

**Agartala**

**June 200 hPa level**

Speed Direction	calm	0-1	1-2	2-5	5-7	7-9	9-11	11-14	14-17	17-20	20-25	25 +
349-11	0	1.1	0	1.1	1.1	0	0	0	0	1.1	1.1	0
12-33	0	0	0	0	2.2	1.1	2.2	1.1	1.1	0	0	0
34-56	0	0	0	1.1	1.1	3.3	3.3	0	0	1.1	0	0
57-78	0	1.1	1.1	1.1	1.1	1.1	3.3	0	0	2.2	0	1.1
79-101	0	0	4.4	2.2	1.1	0	1.1	1.1	0	1.1	0	0
102-123	0	0	0	2.2	0	0	0	0	0	0	0	0
124-146	0	1.1	0	1.1	1.1	1.1	1.1	0	0	0	0	0
147-168	0	1.1	0	1.1	0	0	0	0	0	0	0	0
168-191	0	0	0	0	0	0	0	0	0	0	0	0
192-213	0	0	0	2.2	1.1	0	1.1	1.1	0	0	0	0
214-236	0	0	0	2.2	0	0	0	0	0	0	0	0
237-258	0	0	1.1	3.3	3.3	1.1	1.1	0	0	0	0	0
259-281	0	0	1.1	2.2	1.1	1.1	2.2	2.2	0	1.1	0	0
282-303	0	1.1	1.1	1.1	0	0	1.1	0	0	0	0	0
304-326	0	0	2.2	0	1.1	0	2.2	0	0	0	0	1.1
327-348	0	0	3.3	0	0	0	2.2	1.1	0	0	0	0

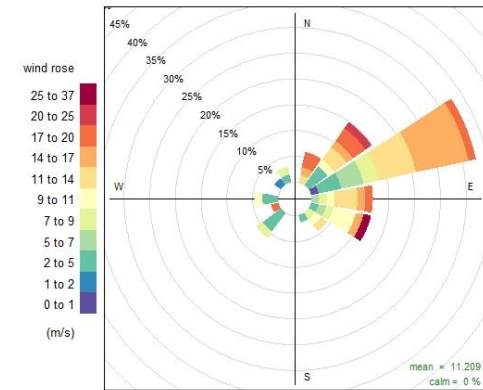


Frequency of counts by wind direction (%)

**Agartala**

**June 100 hPa level**

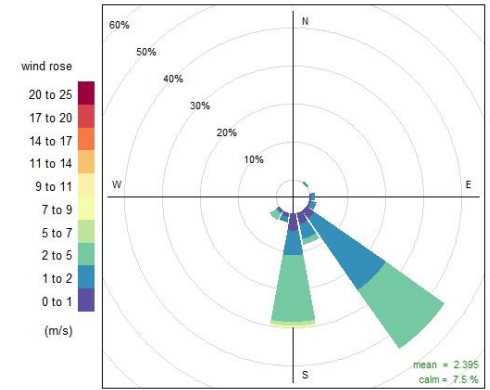
Speed Direction	calm	0-1	1-2	2-5	5-7	7-9	9-11	11-14	14-17	17-20	20-25	25 +
349-11	0	0	0	0	0	0	0	0	0	0	0	0
12-33	0	0	0	0	0	0	0	1.5	1.5	3	0	0
34-56	0	0	4.5	0	0	1.5	3	1.5	3	1.5	0	0
57-78	1.5	0	4.5	4.5	3	0	7.5	10.4	1.5	0	0	0
79-101	0	0	0	1.5	1.5	1.5	4.5	1.5	1.5	0	0	0
102-123	0	0	1.5	1.5	1.5	4.5	0	1.5	0	0	1.5	0
124-146	0	0	0	0	1.5	1.5	1.5	0	0	0	0	0
147-168	0	0	1.5	0	0	0	0	0	0	0	0	0
168-191	0	0	0	0	0	0	0	0	0	0	0	0
192-213	0	0	0	0	0	0	0	0	0	0	0	0
214-236	0	0	4.5	0	1.5	0	0	0	0	0	0	0
237-258	0	0	0	0	0	0	0	0	1.5	0	0	0
259-281	0	0	3	0	0	1.5	0	0	0	0	0	0
282-303	0	0	0	0	0	0	0	0	0	0	0	0
304-326	0	1.5	0	0	0	0	0	0	0	0	0	0
327-348	0	0	1.5	0	1.5	0	0	0	0	0	0	0



Frequency of counts by wind direction (%)

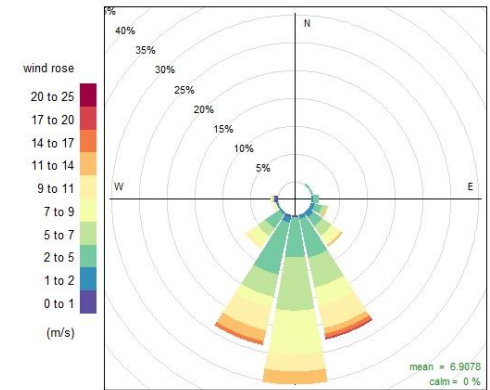


Speed Direction	calm	0-1	1-2	2-5	5-7	7-9	9-11	11-14	14-17	17-20	20-25	25 +
349-11	8	0	0	0	0	0	0	0	0	0	0	0
12-33		0	0	0	0	0	0	0	0	0	0	0
34-56		0	0.5	0	0	0	0	0	0	0	0	0
57-78		0	0	0	0	0	0	0	0	0	0	0
79-101		0.5	1	0	0	0	0	0	0	0	0	0
102-123		0.5	1.5	0	0	0	0	0	0	0	0	0
124-146		2.5	23	19	0	0	0	0	0	0	0	0
147-168		3	4	1.5	0	0	0	0	0	0	0	0
168-191		4.5	6.5	17.5	1	0.5	0	0	0	0	0	0
192-213		1	1.5	0	0	0	0	0	0	0	0	0
214-236		0.5	0.5	2	0	0	0	0	0	0	0	0
237-258		0	0	0	0	0	0	0	0	0	0	0
259-281		0	0	0	0	0	0	0	0	0	0	0
282-303		0	0	0	0	0	0	0	0	0	0	0
304-326		0	0	0	0	0	0	0	0	0	0	0
327-348		0	0	0	0	0	0	0	0	0	0	0



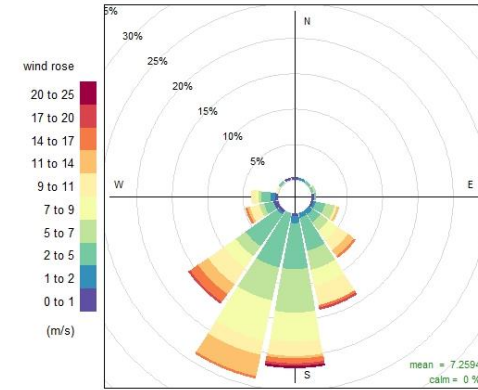
Frequency of counts by wind direction (%)

Speed Direction	calm	0-1	1-2	2-5	5-7	7-9	9-11	11-14	14-17	17-20	20-25	25 +
349-11	0	0	0	0	0	0	0	0	0	0	0	0
12-33		0	0	0	0	0	0	0	0	0	0	0
34-56		0	0	0.3	0	0	0	0	0	0	0	0
57-78		0	0	0.3	0	0	0	0	0	0	0	0
79-101		0	0.3	1	0	0	0	0	0	0	0	0
102-123		0	0.7	1.4	0.7	0	0	0.3	0	0	0	0
124-146		0	1	2	2	1.7	0.3	0.3	0	0	0	0
147-168		0	0.7	6.1	4.4	3.4	3.8	1	0.7	0.3	0	0
168-191		0.3	0	8.2	10.6	7.8	3.4	2.4	0	0	0	0
192-213		0.3	1	9.6	4.1	2	4.1	2	0.7	0	0	0
214-236		0	0.3	3.1	1.7	2	0.7	0	0	0	0	0
237-258		0	0.3	0	0	0.3	0.3	0	0	0	0	0
259-281		0.7	0	0	0.3	0.3	0	0	0	0	0	0
282-303		0	0	0	0	0	0	0	0	0	0	0
304-326		0	0	0	0	0	0	0	0	0	0	0
327-348		0	0	0	0	0	0	0	0	0	0	0



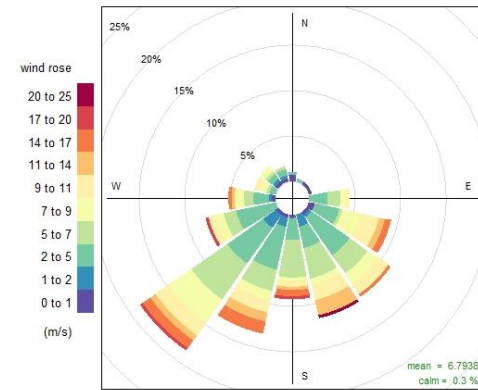
Frequency of counts by wind direction (%)

Speed Direction	calm	0-1	1-2	2-5	5-7	7-9	9-11	11-14	14-17	17-20	20-25	25 +
349-11	0	0.3	0	0	0	0	0	0	0	0	0	0
12-33	0	0	0.3	0	0	0	0	0	0	0	0	0
34-56	0	0	0	0.3	0	0	0	0	0	0	0	0
57-78	0	0	0	0.3	0.3	0	0	0	0	0	0	0
79-101	0	0.3	0	0.3	0	0	0	0	0	0	0	0
102-123	0	0.3	0.3	1.4	1.4	0	0.3	0.3	0	0	0	0
124-146	0	0.7	1.4	1.4	1.7	1.7	1	0.3	0	0	0	0
147-168	0	0.7	4.4	2.4	2.4	2.7	0	0.3	0.3	0	0	0
168-191	0	0.3	1	6.8	6.5	4.1	2	0.3	0.7	0.3	0.3	0
192-213	0	0	7.8	4.8	5.8	2	3.1	0.3	0	0	0	0
214-236	0	0.3	0.3	5.5	1.7	2	2.7	1.7	1.4	0.3	0	0
237-258	0	0.7	0	1.4	0.7	0	1.4	0.3	0.3	0	0	0
259-281	0	0.3	0.7	1.4	0.3	0.3	0.7	0	0	0	0	0
282-303	0	0	0	0	0	0.3	0	0	0	0	0	0
304-326	0	0	0	0.3	0	0	0	0	0	0	0	0
327-348	0	0.3	0	0	0	0	0	0	0	0	0	0



Frequency of counts by wind direction (%)

Speed Direction	calm	0-1	1-2	2-5	5-7	7-9	9-11	11-14	14-17	17-20	20-25	25 +
349-11	0	0.7	0	0.3	0	0	0	0	0	0	0	0
12-33	0	0	0	0.3	0	0	0	0	0	0	0	0
34-56	0	0.3	0	0	0	0	0	0	0	0	0	0
57-78	0	0.3	0	0	0	0	0	0	0	0	0	0
79-101	0	0	0	2.1	1.4	0.7	0.3	0	0	0	0	0
102-123	0	0.7	0	2.7	0.3	2.1	2.1	0.7	0.7	0	0	0
124-146	0	0.3	0.3	5.2	2.4	1.4	1.4	0	0.3	0	0	0
147-168	0	0	1	2.4	3.4	0.7	1.7	1.7	0	0	0.3	0
168-191	0	0.3	0.3	2.4	4.1	0.3	0.7	0.3	0.7	0.3	0	0
192-213	0	0.3	1	4.8	2.4	1	1.4	1	1.4	0	0	0
214-236	0	0.3	1.7	4.8	4.8	3.1	1.7	0.7	1	0.3	0	0
237-258	0	0	0	4.5	1.4	1	0.7	0	0	0.3	0	0
259-281	0	0.3	0.3	1.7	1	1	0	0.3	0.3	0	0	0
282-303	0	0	0	0.7	0.3	0.7	0.7	0	0	0	0	0
304-326	0	0.3	0.3	0.7	0.3	0.7	0	0	0	0	0	0
327-348	0	0.3	0.3	0.7	0.3	0	0	0	0	0	0	0

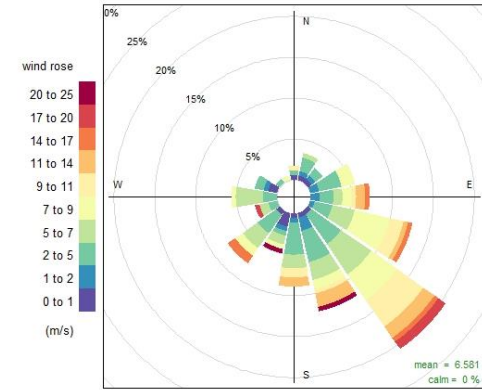


Frequency of counts by wind direction (%)

**Agartala**

**July 500 hPa level**

Speed Direction	calm	0-1	1-2	2-5	5-7	7-9	9-11	11-14	14-17	17-20	20-25	25 +
349-11		0.6	0	0.6	0	0	0.6	0	0	0	0	0
12-33		0.6	0.6	1.7	0.6	0	0	0	0	0	0	0
34-56		0.6	0.6	1.1	0	0	0	0	0	0	0	0
57-78		0	1.1	2.8	0	1.7	0	0	0	0	0	0
79-101		0	1.1	1.7	1.1	1.1	0.6	1.1	0.6	0	0	0
102-123		0	0.6	2.2	2.8	4.5	1.7	0.6	0.6	0	0	0
124-146		0.6	0	4.5	4.5	3.9	3.9	1.7	0.6	1.1	0	0
147-168	0	0.6	1.1	3.9	2.2	1.1	0.6	1.7	0	0	0.6	0
168-191	0	0.6	1.1	3.9	1.7	0	1.1	1.1	0	0	0	0
192-213		1.7	0.6	0.6	1.1	0.6	0	0	0	0	0.6	0
214-236		0.6	0	2.8	2.2	1.1	0	0	1.1	0	0	0
237-258		0	0	1.1	1.1	0	0	0	0	0.6	0	0
259-281		0	0	1.7	3.4	0.6	0	0	0	0	0	0
282-303		1.1	0.6	1.1	0	0	0	0	0	0	0	0
304-326		0	0	0.6	0	0	0	0	0	0	0	0
327-348		0	0	0	0	0.6	0	0	0	0	0	0

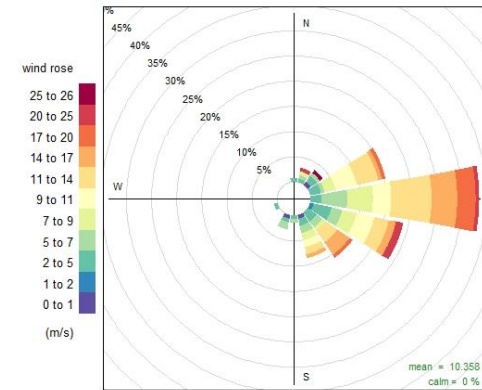


Frequency of counts by wind direction (%)

**Agartala**

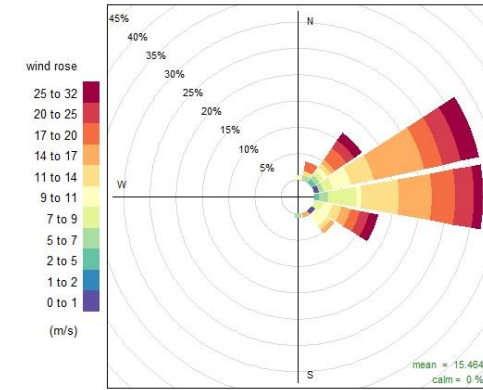
**July 300 hPa level**

Speed Direction	calm	0-1	1-2	2-5	5-7	7-9	9-11	11-14	14-17	17-20	20-25	25 +
349-11		0	0	0.7	0	0	0	0	0	0	0	0
12-33		0	0	0.7	0.7	0.7	0	0	0	0	0.7	0
34-56		0.7	0	1.5	0.7	0	0	0	0	0	0	0.7
57-78		0	0	2.2	0.7	2.2	4.4	4.4	0.7	0.7	0	0
79-101		0	0	2.2	5.1	5.1	3.6	8	5.1	3.6	0.7	0
102-123		0	0.7	3.6	2.2	2.9	3.6	2.9	1.5	0	1.5	0
124-146		0	0	2.2	1.5	0.7	0	2.9	2.9	0.7	0	0
147-168	0	0.7	0	1.5	1.5	1.5	1.5	1.5	0.7	0	0	0
168-191	0	0	0	0.7	0.7	0	0	0	0	0	0	0
192-213		0.7	0	0.7	1.5	0	0	0	0	0	0	0
214-236		0	0	0	0	0	0	0	0	0	0	0
237-258		0	0	0.7	0	0	0	0	0	0	0	0
259-281		0	0	0	0	0	0	0	0	0	0	0
282-303		0	0	0	0	0	0	0	0	0	0	0
304-326		0	0	0	0	0	0	0	0	0	0	0
327-348		0	0	0	0	0	0	0	0	0	0	0



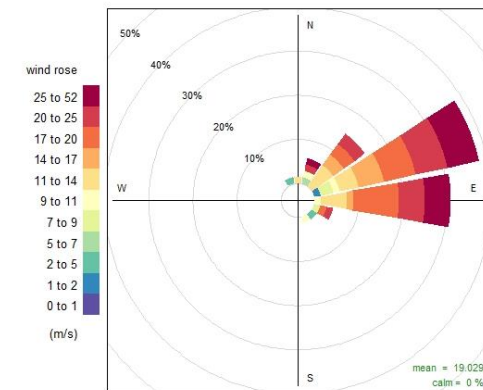
Frequency of counts by wind direction (%)

Speed Direction	calm	0-1	1-2	2-5	5-7	7-9	9-11	11-14	14-17	17-20	20-25	25 +
349-11	0	0	0	0	0	0	0.9	0	0	0	0	0
12-33	0	0	0	0	0.9	0	0	0.9	0	1.8	0	0
34-56	0	0	0.9	0.9	0.9	0.9	0.9	0.9	0.9	2.7	1.8	1.8
57-78	0.9	0	0	0.9	1.8	3.6	4.5	9.8	3.6	3.6	3.6	3.6
79-101	0	0	0.9	1.8	5.4	0.9	7.1	6.2	4.5	3.6	1.8	1.8
102-123	0	0	0	0	1.8	1.8	1.8	1.8	1.8	1.8	1.8	1.8
124-146	0.9	0	0	0	0	2.7	0.9	0.9	0	0	0	0
147-168	0	0	0	0	0	0	0	0.9	0	0	0	0
168-191	0	0	0	0.9	0	0	0	0	0	0	0	0
192-213	0	0	0	0	0	0	0	0	0	0	0	0
214-236	0	0	0	0	0	0	0	0	0	0	0	0
237-258	0	0	0	0	0	0	0	0	0	0	0	0
259-281	0	0	0	0	0	0	0	0	0	0	0	0
282-303	0	0	0	0	0	0	0	0	0	0	0	0
304-326	0	0	0	0	0	0	0	0	0	0	0	0
327-348	0	0	0	0	0	0	0	0	0	0	0	0



Frequency of counts by wind direction (%)

Speed Direction	calm	0-1	1-2	2-5	5-7	7-9	9-11	11-14	14-17	17-20	20-25	25 +
349-11	0	0	0	0	0	0	0	1.5	0	0	0	0
12-33	0	0	0	0	1.5	0	1.5	0	0	0	1.5	1.5
34-56	0	0	0	0	0	0	0	5.9	2.9	2.9	2.9	0
57-78	0	1.5	0	0	0	2.9	1.5	4.4	5.9	7.4	7.4	7.4
79-101	0	0	0	0	0	1.5	5.9	1.5	10.3	5.9	5.9	5.9
102-123	0	0	0	0	1.5	0	0	0	1.5	1.5	0	0
124-146	0	0	1.5	0	0	0	0	0	0	0	0	0
147-168	0	0	0	0	0	1.5	0	0	0	0	0	0
168-191	0	0	0	0	0	0	0	0	0	0	0	0
192-213	0	0	0	0	0	0	0	0	0	0	0	0
214-236	0	0	0	0	0	0	0	0	0	0	0	0
237-258	0	0	0	0	0	0	0	0	0	0	0	0
259-281	0	0	0	0	0	0	0	0	0	0	0	0
282-303	0	0	0	0	0	0	0	0	0	0	0	0
304-326	0	0	0	0	0	0	0	0	0	0	0	0
327-348	0	0	1.5	0	0	0	0	0	0	0	0	0

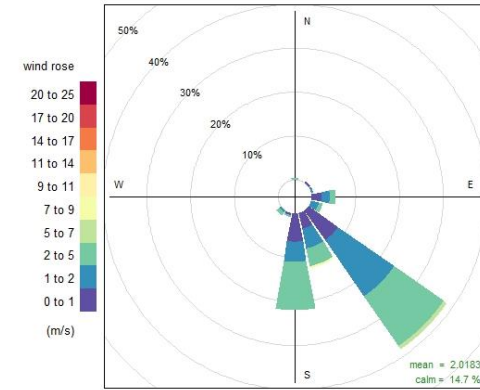


Frequency of counts by wind direction (%)

**Agartala**

**August 1000 hPa level**

Speed Direction	calm	0-1	1-2	2-5	5-7	7-9	9-11	11-14	14-17	17-20	20-25	25 +
349-11	15	0	0	0.5	0	0	0	0	0	0	0	0
12-33		0	0	0	0	0	0	0	0	0	0	0
34-56		0.5	0	0	0	0	0	0	0	0	0	0
57-78		0	0.5	0	0	0	0	0	0	0	0	0
79-101		2.3	1.8	1.4	0	0	0	0	0	0	0	0
102-123		0	1.8	0.9	0	0	0	0	0	0	0	0
124-146		8.3	15.6	13.8	0.9	0	0	0	0	0	0	0
147-168		3.7	4.6	4.1	0	0.5	0	0	0	0	0	0
168-191		6.4	4.6	11	0	0	0	0	0	0	0	0
192-213		0.5	0	0.5	0	0	0	0	0	0	0	0
214-236		0	0.5	0.9	0	0	0	0	0	0	0	0
237-258		0	0	0	0	0	0	0	0	0	0	0
259-281		0	0	0	0	0	0	0	0	0	0	0
282-303		0	0	0	0	0	0	0	0	0	0	0
304-326		0	0	0	0	0	0	0	0	0	0	0
327-348		0	0	0	0	0	0	0	0	0	0	0

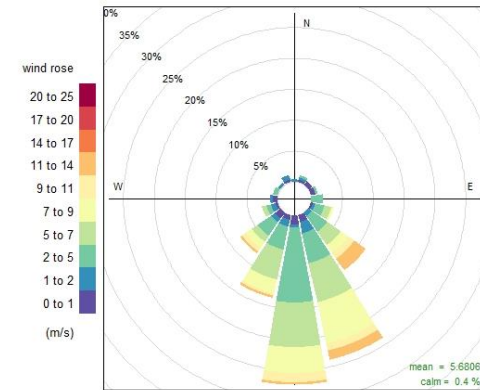


Frequency of counts by wind direction (%)

**Agartala**

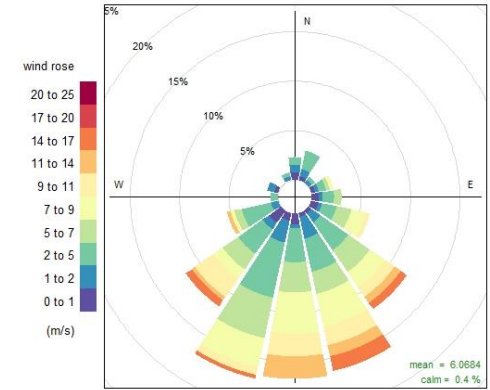
**August 925 hPa level**

Speed Direction	calm	0-1	1-2	2-5	5-7	7-9	9-11	11-14	14-17	17-20	20-25	25 +
349-11	0	0	0.4	0	0	0	0	0	0	0	0	0
12-33		0.4	0.4	0.4	0	0	0	0	0	0	0	0
34-56		0.8	0	0	0	0	0	0	0	0	0	0
57-78		0.8	0	0.4	0	0	0	0	0	0	0	0
79-101		0	0	1.9	0	0	0	0	0	0	0	0
102-123		0.4	0.4	1.5	1.1	0.4	0	0	0	0	0	0
124-146		0	0.8	3	2.7	1.5	1.1	2.3	0	0	0	0
147-168		1.1	1.5	4.9	6.1	6.8	1.1	1.1	0	0	0	0
168-191		1.5	0.8	12.2	7.6	4.2	1.5	0.8	0	0	0	0
192-213		0.8	1.1	3.8	4.9	2.3	0.4	0.4	0	0	0	0
214-236		1.1	0.8	2.7	1.1	1.1	0.8	0.4	0	0	0	0
237-258		0.4	0.8	0.8	0.8	0	0	0	0	0	0	0
259-281		0.8	0.4	0	0	0	0	0	0	0	0	0
282-303		0	0	0.8	0	0	0	0	0	0	0	0
304-326		0	0.4	0	0	0	0	0	0	0	0	0
327-348		0.4	0.8	0	0	0	0	0	0	0	0	0



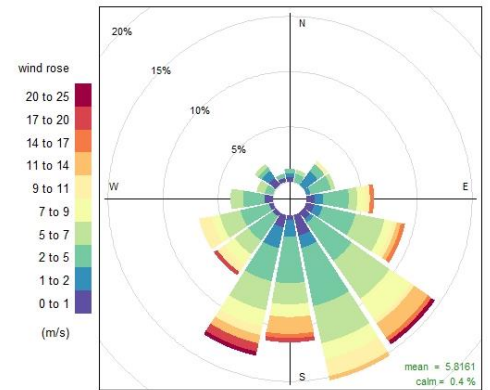
Frequency of counts by wind direction (%)

Speed Direction	calm	0-1	1-2	2-5	5-7	7-9	9-11	11-14	14-17	17-20	20-25	25 +
349-11		0.8	0.8	0.8	0	0	0	0	0	0	0	0
12-33		0.4	0.8	1.9	0	0	0	0	0	0	0	0
34-56		0	0.4	0.4	0	0	0	0	0	0	0	0
57-78		0.4	0.4	0.8	0.4	0.4	0	0	0	0	0	0
79-101		0.8	0.4	1.1	0.8	0	0	0	0	0	0	0
102-123		0.8	0.4	1.5	1.5	1.5	0.4	0	0	0	0	0
124-146		0.4	1.1	3.4	2.7	1.9	1.1	0.8	0.8	0	0	0
147-168		0.4	2.3	3.4	1.9	3.4	1.5	1.1	1.1	0	0	0
168-191	0	1.1	0.4	3.4	3.4	4.2	2.7	2.3	0.4	0	0	0
192-213		0.8	2.3	5.7	4.2	3	0.8	0	0.4	0	0	0
214-236		1.5	0.8	3	1.9	1.1	2.3	0.4	0.8	0	0	0
237-258		0	0.8	3	0.8	0.4	0	0.4	0	0	0	0
259-281		0	0	0.8	0	0	0	0	0	0	0	0
282-303		0.4	0.8	0	0	0	0	0	0	0	0	0
304-326		0	0	0	0	0	0	0	0	0	0	0
327-348		0	0.4	0.4	0	0	0	0	0	0	0	0



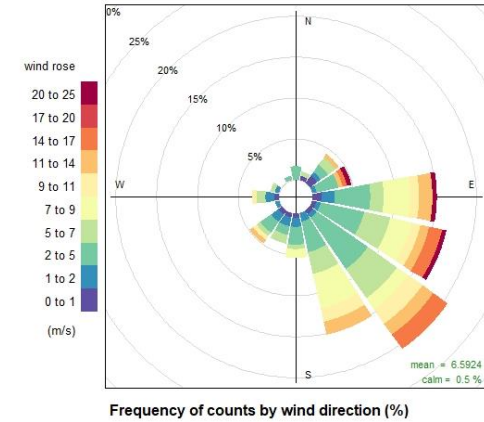
Frequency of counts by wind direction (%)

Speed Direction	calm	0-1	1-2	2-5	5-7	7-9	9-11	11-14	14-17	17-20	20-25	25 +
349-11		0.4	0.4	0.4	0	0	0	0	0	0	0	0
12-33		0	0	0.8	0.4	0	0	0	0	0	0	0
34-56		0	1.5	0.8	0	0	0.4	0	0	0	0	0
57-78		0	0.4	1.9	0.4	0	0	0	0	0	0	0
79-101		0.8	0.8	2.3	0.8	0.8	0.4	0	0.4	0	0	0
102-123		0.8	0.8	3.1	2.7	0.8	0.4	0.4	0.4	0	0	0
124-146		0.8	0.4	4.2	4.2	2.3	0.4	1.5	0.4	0	0.4	0
147-168		1.9	1.1	5	2.7	1.5	1.5	0.4	0	0	0	0
168-191	0	0.4	1.5	4.6	2.7	1.1	0	1.5	0.4	0.4	0	0
192-213		1.1	1.9	3.1	2.7	1.5	0.8	0.8	0	0.8	0.4	0
214-236		0.4	0	2.7	1.5	1.1	0.8	0	0	0.4	0	0
237-258		0.4	0	2.7	1.9	0.8	1.1	0	0	0	0	0
259-281		0.8	0	1.9	1.1	0	0	0	0	0	0	0
282-303		0	0	0.8	0.8	0	0	0	0	0	0	0
304-326		0.8	0.8	0.4	0.4	0	0	0	0	0	0	0
327-348		0.4	0	0.4	0	0	0	0	0	0	0	0

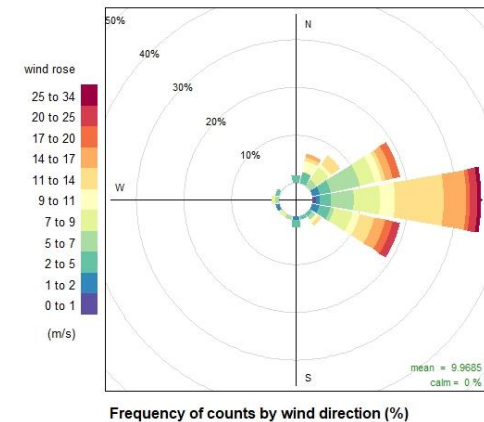


Frequency of counts by wind direction (%)

Speed Direction	calm	0-1	1-2	2-5	5-7	7-9	9-11	11-14	14-17	17-20	20-25	25 +
349-11	0	0	1.6	0	0	0	0	0	0	0	0	0
12-33	0.5	0	0	0.5	0	0	0	0	0	0	0	0
34-56	1.1	0.5	1.1	1.1	0	0	0.5	0	0	0	0	0
57-78	0	0.5	2.7	0	0	0	0.5	0.5	0	0.5	0	0
79-101	1.1	1.6	4.3	1.6	3.3	1.1	1.6	0	0	0.5	0	0
102-123	0.5	0.5	5.4	3.3	2.7	1.1	1.1	1.6	0	0.5	0	0
124-146	0.5	0.5	7.6	4.3	1.6	2.2	1.6	2.2	0	0	0	0
147-168	0	1.1	3.3	2.7	4.3	1.6	1.6	0	0	0	0	0
168-191	0.5	1.1	2.7	0.5	1.1	0	0	0	0	0	0	0
192-213	0.5	1.1	1.1	1.1	0	0	0	0	0	0	0	0
214-236	0.5	1.1	1.6	0.5	0	0.5	0.5	0	0	0	0	0
237-258	0	0.5	0	0	0	0	0	0	0	0	0	0
259-281	0.5	1.1	0	1.1	0	0.5	0	0	0	0	0	0
282-303	0	0.5	0	0.5	0	0	0	0	0	0	0	0
304-326	0	0	0	0	0	0	0	0	0	0	0	0
327-348	0	0	0.5	0	0	0	0	0	0	0	0	0

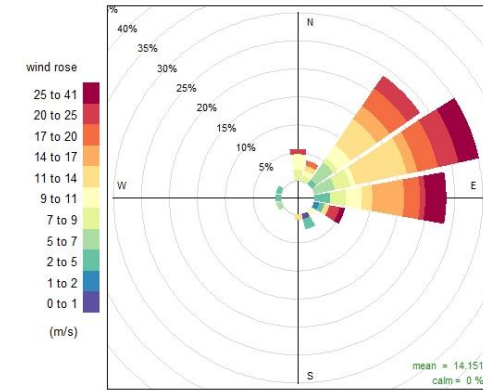


Speed Direction	calm	0-1	1-2	2-5	5-7	7-9	9-11	11-14	14-17	17-20	20-25	25 +
349-11	0	0	1.6	0	0	0	0	0	0	0	0	0
12-33	0	0	2.4	0	0	2.4	0.8	0.8	0	0	0	0
34-56	0	0	0	1.6	3.1	0.8	2.4	0	0	0	0	0
57-78	0	1.6	2.4	6.3	3.1	1.6	0.8	1.6	1.6	0	0	0
79-101	0.8	0.8	2.4	4.7	5.5	3.1	10.2	4.7	0.8	1.6	0.8	0
102-123	0	1.6	2.4	0.8	3.9	1.6	3.1	2.4	1.6	1.6	0	0
124-146	0	0	0.8	0.8	0	0.8	0.8	0	0	0	0	0
147-168	0	0	0.8	0	0	0	0	0	0	0	0	0
168-191	0	0.8	1.6	0	0	0	0	0	0	0	0	0
192-213	0	0	0	0.8	0	0	0	0	0	0	0	0
214-236	0	0	0	0	0.8	0	0	0	0	0	0	0
237-258	0	0.8	0	0	0	0	0	0	0	0	0	0
259-281	0	0	0	0.8	0.8	0	0	0	0	0	0	0
282-303	0	0	0.8	0	0	0	0	0	0	0	0	0
304-326	0	0	0	0	0	0	0	0	0	0	0	0
327-348	0	0	0	0	0	0	0	0	0	0	0	0



August 200 hPa level

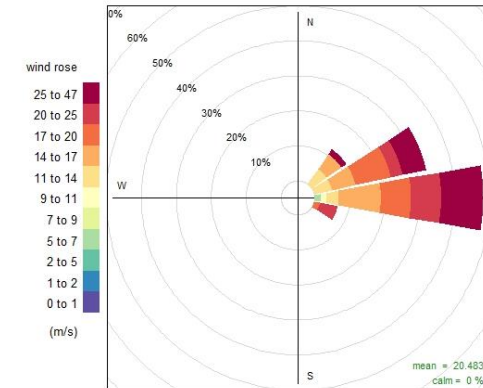
Speed Direction	calm	0-1	1-2	2-5	5-7	7-9	9-11	11-14	14-17	17-20	20-25	25 +
349-11	0	0	0	0	0	1.9	2.8	0	0	0	0.9	0
12-33	0	0	0	0	0	0.9	0.9	0.9	0	0.9	0	0
34-56	0	0	0.9	3.8	0.9	2.8	5.7	2.8	3.8	2.8	0	0
57-78	0	0	0	3.8	2.8	0.9	9.4	1.9	3.8	3.8	3.8	0
79-101	0	0	2.8	0	2.8	2.8	1.9	5.7	2.8	0.9	3.8	0
102-123	0	0.9	0.9	0	0	0	0.9	0	0	1.9	0.9	0
124-146	0	0	0	0	0	0.9	0	0	0	0	0	0
147-168	0.9	0	1.9	0	0	0	0	0	0	0	0	0
168-191	0	0	0	0	0	0	0.9	0	0	0	0	0
192-213	0	0	0	0	0	0	0	0	0	0	0	0
214-236	0	0	0	0	0	0	0	0	0	0	0	0
237-258	0	0	0	0.9	0	0	0	0	0	0	0	0
259-281	0	0	0.9	0	0	0	0	0	0	0	0	0
282-303	0	0	0.9	0	0	0	0	0	0	0	0	0
304-326	0	0	0	0	0	0	0	0	0	0	0	0
327-348	0	0	0	0	0	0	0	0	0	0	0	0



Frequency of counts by wind direction (%)

August 100 hPa level

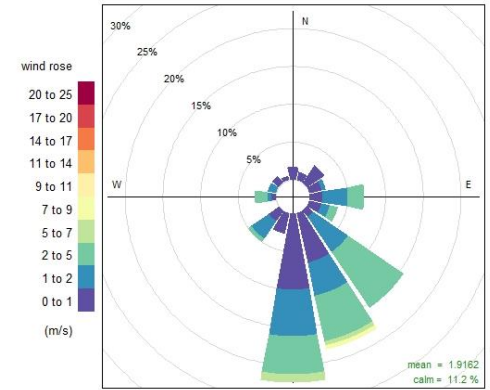
Speed Direction	calm	0-1	1-2	2-5	5-7	7-9	9-11	11-14	14-17	17-20	20-25	25 +
349-11	0	0	0	0	0	0	0	0	0	0	0	0
12-33	0	0	0	0	0	0	0	0	0	0	0	0
34-56	0	0	0	0	0	0	0	5.2	5.2	0	0	1.7
57-78	0	0	0	0	0	0	0	5.2	6.9	10.3	3.4	6.9
79-101	0	0	0	0	1.7	0	1.7	3.4	12.1	8.6	8.6	12.1
102-123	0	0	0	0	0	0	0	0	0	1.7	5.2	0
124-146	0	0	0	0	0	0	0	0	0	0	0	0
147-168	0	0	0	0	0	0	0	0	0	0	0	0
168-191	0	0	0	0	0	0	0	0	0	0	0	0
192-213	0	0	0	0	0	0	0	0	0	0	0	0
214-236	0	0	0	0	0	0	0	0	0	0	0	0
237-258	0	0	0	0	0	0	0	0	0	0	0	0
259-281	0	0	0	0	0	0	0	0	0	0	0	0
282-303	0	0	0	0	0	0	0	0	0	0	0	0
304-326	0	0	0	0	0	0	0	0	0	0	0	0
327-348	0	0	0	0	0	0	0	0	0	0	0	0



Frequency of counts by wind direction (%)

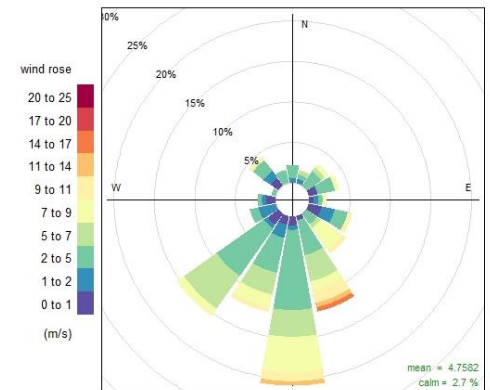


Speed Direction	calm	0-1	1-2	2-5	5-7	7-9	9-11	11-14	14-17	17-20	20-25	25 +
349-11	11	1.7	0	0	0	0	0	0	0	0	0	0
12-33		1.1	0	0	0	0	0	0	0	0	0	0
34-56		2.8	0	0	0	0	0	0	0	0	0	0
57-78		1.7	0.6	0	0	0	0	0	0	0	0	0
79-101		1.7	3.4	2.2	0	0	0	0	0	0	0	0
102-123		1.7	1.1	1.1	0	0	0	0	0	0	0	0
124-146		1.1	5.6	8.9	0	0	0	0	0	0	0	0
147-168		6.1	4.5	6.1	0.6	0.6	0	0	0	0	0	0
168-191		10.6	6.1	5	1.1	0	0	0	0	0	0	0
192-213		2.8	0	0	0	0	0	0	0	0	0	0
214-236		1.7	2.8	0.6	0	0	0	0	0	0	0	0
237-258		0	0	0	0	0	0	0	0	0	0	0
259-281		0.6	0.6	1.7	0	0	0	0	0	0	0	0
282-303		0	1.1	0	0	0	0	0	0	0	0	0
304-326		1.1	0	0	0	0	0	0	0	0	0	0
327-348		0.6	0	0	0	0	0	0	0	0	0	0



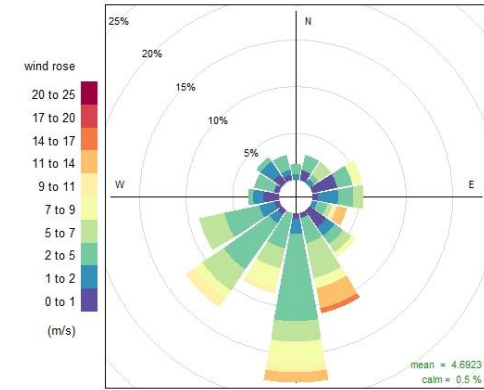
Frequency of counts by wind direction (%)

Speed Direction	calm	0-1	1-2	2-5	5-7	7-9	9-11	11-14	14-17	17-20	20-25	25 +
349-11	0	0	0.5	1.6	0	0	0	0	0	0	0	0
12-33		0	0.5	0.5	0.5	0	0	0	0	0	0	0
34-56		0	0	2.2	0.5	0.5	0	0	0	0	0	0
57-78		1.1	0	2.2	0	0.5	0	0	0	0	0	0
79-101		0.5	0.5	0.5	0	0.5	0	0	0	0	0	0
102-123		1.6	1.6	1.6	0	0	0.5	0	0	0	0	0
124-146		0	0	1.6	0.5	3.3	0.5	0	0	0	0	0
147-168		0.5	0	3.3	3.3	1.1	1.1	0.5	0.5	0	0	0
168-191		1.1	0.5	11	3.3	4.4	1.6	0.5	0	0	0	0
192-213		1.1	1.6	4.4	2.7	1.6	0.5	0	0	0	0	0
214-236		1.6	0.5	7.1	4.9	1.1	0	0	0	0	0	0
237-258		0	2.2	1.1	0	0	0	0	0	0	0	0
259-281		1.1	0.5	0.5	0	0	0	0	0	0	0	0
282-303		0	0	0.5	0	0	0	0	0	0	0	0
304-326		1.1	1.1	1.6	0	0	0.5	0	0	0	0	0
327-348		0	0	1.6	0	0	0	0	0	0	0	0



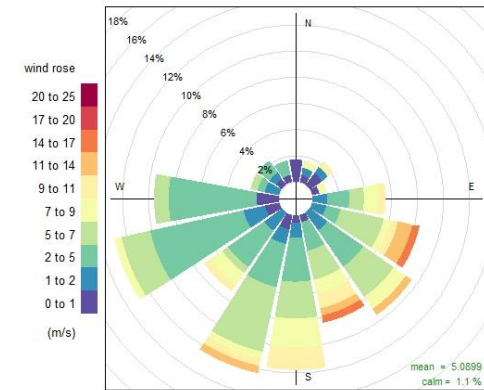
Frequency of counts by wind direction (%)

Speed Direction	calm	0-1	1-2	2-5	5-7	7-9	9-11	11-14	14-17	17-20	20-25	25 +
349-11	0	0.5	1.1	0	0	0	0	0	0	0	0	0
12-33	1.1	0	1.6	0	0	0	0	0	0	0	0	0
34-56	0	0.5	0.5	1.6	0	0	0	0	0	0	0	0
57-78	2.7	0	1.6	0	1.1	0	0	0	0	0	0	0
79-101	0.5	2.2	1.6	1.1	0	0	0	0	0	0	0	0
102-123	0	0.5	1.1	0.5	0	0.5	1.1	0	0	0	0	0
124-146	2.2	1.1	1.1	1.1	0.5	0	0	0	0	0	0	0
147-168	0.5	0	2.7	3.8	1.1	0	2.2	0.5	0	0	0	0
168-191	0.5	1.6	9.3	2.2	2.7	0.5	1.1	0	0	0	0	0
192-213	0	0	3.8	2.2	2.2	0.5	0	0	0	0	0	0
214-236	0.5	1.1	6	2.7	1.1	1.1	0	0	0	0	0	0
237-258	0.5	1.6	3.8	2.7	0	0	0	0	0	0	0	0
259-281	1.6	1.1	0.5	0	0	0	0	0	0	0	0	0
282-303	0.5	0	2.2	0	0	0	0	0	0	0	0	0
304-326	1.1	1.6	0.5	0	0	0	0	0	0	0	0	0
327-348	0.5	0.5	1.6	0	0	0	0	0	0	0	0	0



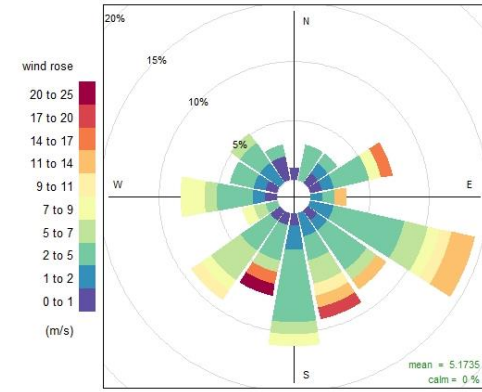
Frequency of counts by wind direction (%)

Speed Direction	calm	0-1	1-2	2-5	5-7	7-9	9-11	11-14	14-17	17-20	20-25	25 +
349-11	1.7	0	0	0	0	0	0	0	0	0	0	0
12-33	0.6	0.6	0	0	0.6	0	0	0	0	0	0	0
34-56	1.1	0.6	0	0	0	0.6	0	0	0	0	0	0
57-78	0.6	0	0	0	0.6	0	0	0	0	0	0	0
79-101	0	1.1	1.7	1.1	1.1	0.6	0	0	0	0	0	0
102-123	0	1.1	1.1	3.4	0.6	0.6	1.1	0.6	0	0	0	0
124-146	0	1.7	3.4	2.8	1.1	0	0.6	0	0	0	0	0
147-168	0.6	0	2.2	2.2	1.1	1.1	0.6	0.6	0	0	0	0
168-191	0.6	1.1	3.4	2.8	2.2	1.7	0	0	0	0	0	0
192-213	1.1	1.1	3.4	5.1	0.6	0.6	0.6	0	0	0	0	0
214-236	0	1.7	3.4	0.6	1.1	0.6	0	0	0	0	0	0
237-258	1.1	1.7	7.3	2.2	0.6	0	0	0	0	0	0	0
259-281	1.7	0	6.7	1.1	0	0	0	0	0	0	0	0
282-303	0	1.1	0.6	0.6	0	0	0	0	0	0	0	0
304-326	0.6	0.6	1.1	0	0	0	0	0	0	0	0	0
327-348	0.6	0	1.1	0	0	0	0	0	0	0	0	0



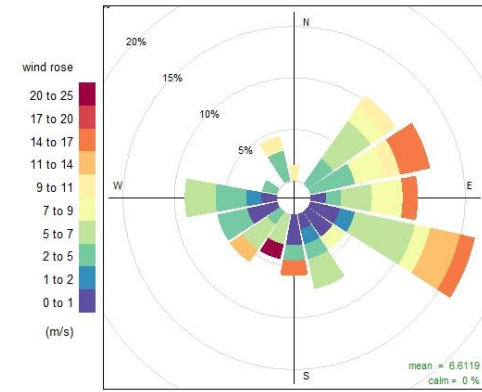
Frequency of counts by wind direction (%)

Speed Direction	calm	0-1	1-2	2-5	5-7	7-9	9-11	11-14	14-17	17-20	20-25	25 +
349-11	1	0	0	0	0	0	0	0	0	0	0	0
12-33	0	0	3.1	0	0	0	0	0	0	0	0	0
34-56	1	1	1	0	0	0	0	0	0	0	0	0
57-78	1	1	3.1	0	1	0	0	1	0	0	0	0
79-101	0	1	1	0	0	0	1	0	0	0	0	0
102-123	0	2	6.1	2	1	1	2	0	0	0	0	0
124-146	1	1	4.1	1	0	0	1	0	0	0	0	0
147-168	0	2	2	2	0	1	1	0	1	0	0	0
168-191	1	2	6.1	1	1	0	0	0	0	0	0	0
192-213	1	0	3.1	1	0	0	0	1	0	1	0	0
214-236	1	0	3.1	3.1	1	1	0	0	0	0	0	0
237-258	0	0	1	1	1	0	0	0	0	0	0	0
259-281	1	1	3.1	1	2	0	0	0	0	0	0	0
282-303	1	1	2	0	0	0	0	0	0	0	0	0
304-326	0	2	2	1	0	0	0	0	0	0	0	0
327-348	2	0	1	0	0	0	0	0	0	0	0	0



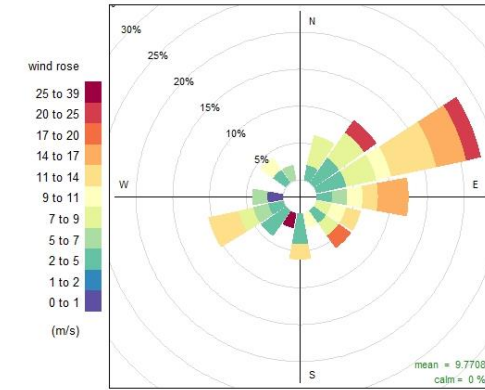
Frequency of counts by wind direction (%)

Speed Direction	calm	0-1	1-2	2-5	5-7	7-9	9-11	11-14	14-17	17-20	20-25	25 +
349-11	0	0	0	0	0	0	1.5	0	0	0	0	0
12-33	0	0	0	0	0	0	0	0	0	0	0	0
34-56	0	0	3	4.5	1.5	1.5	0	0	0	0	0	0
57-78	0	0	4.5	0	3	1.5	0	3	0	0	0	0
79-101	1.5	0	1.5	3	3	0	0	1.5	0	0	0	0
102-123	3	1.5	0	6	1.5	0	3	1.5	0	0	0	0
124-146	3	0	0	0	1.5	0	0	0	0	0	0	0
147-168	1.5	1.5	1.5	3	0	0	0	0	0	0	0	0
168-191	3	0	1.5	0	0	0	0	1.5	0	0	0	0
192-213	0	0	0	3	0	0	0	0	0	1.5	0	0
214-236	0	0	1.5	3	0	0	1.5	0	0	0	0	0
237-258	3	0	3	0	0	0	0	0	0	0	0	0
259-281	1.5	1.5	3	3	0	0	0	0	0	0	0	0
282-303	0	0	1.5	0	0	0	0	0	0	0	0	0
304-326	0	0	0	0	0	0	0	0	0	0	0	0
327-348	0	0	3	0	0	1.5	0	0	0	0	0	0

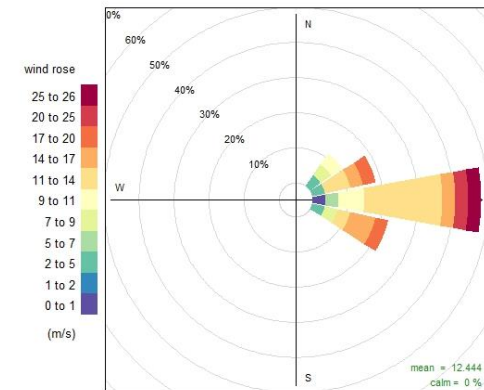


Frequency of counts by wind direction (%)

Speed Direction	calm	0-1	1-2	2-5	5-7	7-9	9-11	11-14	14-17	17-20	20-25	25 +
349-11	0	0	0	0	0	0	0	0	0	0	0	0
12-33	0	0	2.1	0	4.2	0	0	0	0	0	0	0
34-56	0	0	4.2	0	4.2	0	0	0	0	0	2.1	0
57-78	0	0	4.2	0	4.2	2.1	6.2	4.2	0	0	2.1	0
79-101	0	0	2.1	2.1	0	2.1	2.1	4.2	0	0	0	0
102-123	0	0	0	0	2.1	2.1	2.1	0	0	0	0	0
124-146	0	0	2.1	0	2.1	0	0	0	2.1	0	0	0
147-168	0	0	0	0	0	2.1	0	0	0	0	0	0
168-191	0	0	4.2	0	0	0	2.1	0	0	0	0	0
192-213	0	0	0	0	0	0	0	0	0	0	0	2.1
214-236	0	0	4.2	0	0	0	0	0	0	0	0	0
237-258	0	0	2.1	2.1	2.1	0	4.2	0	0	0	0	0
259-281	2.1	0	0	2.1	0	0	0	0	0	0	0	0
282-303	0	0	0	0	0	0	0	0	0	0	0	0
304-326	0	0	2.1	0	0	2.1	0	0	0	0	0	0
327-348	0	0	0	2.1	0	0	0	0	0	0	0	0



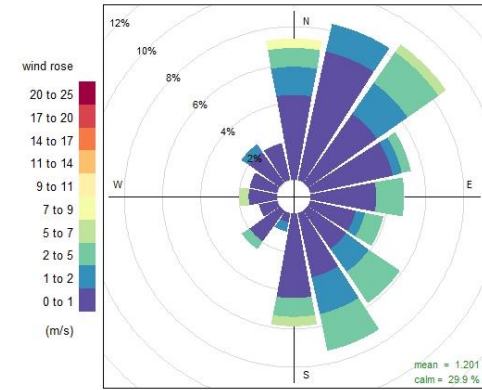
Speed Direction	calm	0-1	1-2	2-5	5-7	7-9	9-11	11-14	14-17	17-20	20-25	25 +
349-11	0	0	0	0	0	0	0	0	0	0	0	0
12-33	0	0	0	0	0	0	0	0	0	0	0	0
34-56	0	0	3.7	0	3.7	3.7	0	0	0	0	0	0
57-78	0	0	3.7	0	0	0	7.4	3.7	3.7	0	0	0
79-101	3.7	0	0	3.7	0	7.4	22.2	3.7	0	3.7	3.7	0
102-123	0	0	3.7	0	3.7	0	3.7	7.4	3.7	0	0	0
124-146	0	0	0	0	0	0	0	0	0	0	0	0
147-168	0	0	0	0	0	0	0	0	0	0	0	0
168-191	0	0	0	0	0	0	0	0	0	0	0	0
192-213	0	0	0	0	0	0	0	0	0	0	0	0
214-236	0	0	0	0	0	0	0	0	0	0	0	0
237-258	0	0	0	0	0	0	0	0	0	0	0	0
259-281	0	0	0	0	0	0	0	0	0	0	0	0
282-303	0	0	0	0	0	0	0	0	0	0	0	0
304-326	0	0	0	0	0	0	0	0	0	0	0	0
327-348	0	0	0	0	0	0	0	0	0	0	0	0



**Agartala**

**October 1000 hPa level**

Speed Direction	calm	0-1	1-2	2-5	5-7	7-9	9-11	11-14	14-17	17-20	20-25	25 +
349-11	30	4.4	1.5	1	0	0.5	0	0	0	0	0	0
12-33		6.9	1.5	0	0	0	0	0	0	0	0	0
34-56		4.4	2	2	0.5	0	0	0	0	0	0	0
57-78		4.4	0.5	0.5	0	0	0	0	0	0	0	0
79-101		3.4	0	1.5	0	0	0	0	0	0	0	0
102-123		2.5	0.5	1	0	0	0	0	0	0	0	0
124-146		2.5	1.5	2	0	0	0	0	0	0	0	0
147-168		3.4	2	2	0	0	0	0	0	0	0	0
168-191		4.4	0	1	0.5	0	0	0	0	0	0	0
192-213		0.5	0.5	0	0	0	0	0	0	0	0	0
214-236		2	0	0.5	0	0	0	0	0	0	0	0
237-258		1	0	0	0	0	0	0	0	0	0	0
259-281		1.5	0	0	0.5	0	0	0	0	0	0	0
282-303		1.5	0	0	0	0	0	0	0	0	0	0
304-326		2	0.5	0	0	0	0	0	0	0	0	0
327-348		2	0	0	0	0	0	0	0	0	0	0

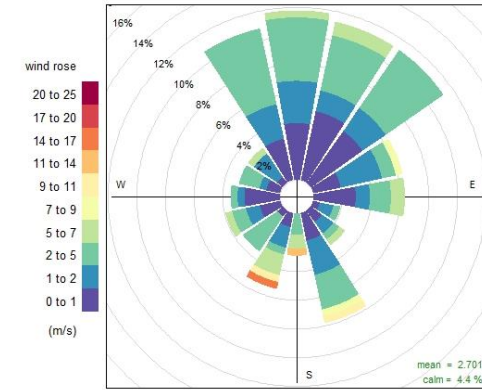


Frequency of counts by wind direction (%)

**Agartala**

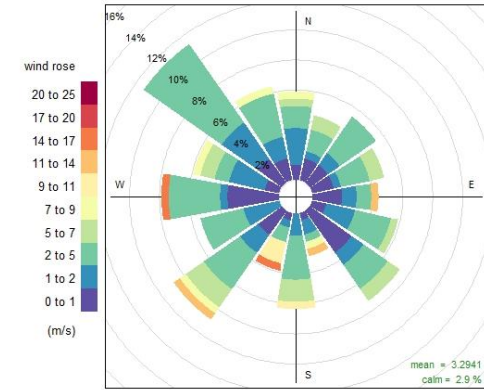
**October 925 hPa level**

Speed Direction	calm	0-1	1-2	2-5	5-7	7-9	9-11	11-14	14-17	17-20	20-25	25 +
349-11	0	3.9	2.9	4.4	0.5	0	0	0	0	0	0	0
12-33		4.9	1.5	3.9	1	0	0	0	0	0	0	0
34-56		4.4	2	4.9	0	0	0	0	0	0	0	0
57-78		2	2.9	1	0	0.5	0	0	0	0	0	0
79-101		2.9	1	1.5	1	0	0	0	0	0	0	0
102-123		0.5	1	0.5	0	0	0	0	0	0	0	0
124-146		1	1	0.5	0.5	0	0	0	0	0	0	0
147-168		2	2.5	2.5	0	0.5	0	0	0	0	0	0
168-191		0	0	1.5	1	0	0.5	0.5	0	0	0	0
192-213		1	1.5	0.5	1.5	0	0.5	0	0.5	0	0	0
214-236		0.5	0	2.9	0	0	0	0	0	0	0	0
237-258		1.5	1	1	0.5	0	0	0	0	0	0	0
259-281		2.5	0.5	0.5	0	0	0	0	0	0	0	0
282-303		1	0.5	1.5	0	0	0	0	0	0	0	0
304-326		0.5	2	0	0.5	0	0	0	0	0	0	0
327-348		2.9	2.5	5.4	0	0	0	0	0	0	0	0



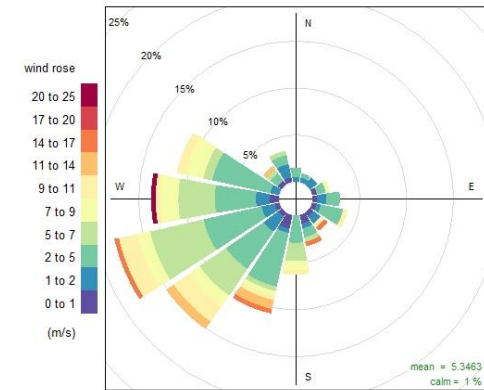
Frequency of counts by wind direction (%)

Speed Direction	calm	0-1	1-2	2-5	5-7	7-9	9-11	11-14	14-17	17-20	20-25	25 +
349-11	0	1	2.5	1.5	0.5	0.5	0	0	0	0	0	0
12-33		1.5	0.5	1.5	1	0	0	0	0	0	0	0
34-56		1.5	1	2.9	0	0	0	0	0	0	0	0
57-78		1.5	0.5	2	1	0	0	0	0	0	0	0
79-101		2	1	1	0	0	0	0.5	0	0	0	0
102-123		1	2	2.5	0.5	0	0	0	0	0	0	0
124-146		3.4	1	2	1	0	0	0	0	0	0	0
147-168		0.5	1	0.5	0	0	0	0.5	0	0	0	0
168-191		0	1.5	2.9	1.5	0.5	0.5	0	0	0	0	0
192-213		0.5	0.5	1	0	0	1.5	0	0.5	0	0	0
214-236		2	1.5	2.9	1.5	0.5	0	0.5	0	0	0	0
237-258		0	2.5	2.9	0	0	0	0	0	0	0	0
259-281		3.4	0.5	3.4	0	0	0	0	0.5	0	0	0
282-303		1	2.5	1	1	0.5	0	0	0	0	0	0
304-326		2	2.9	6.4	0	0	0	0	0	0	0	0
327-348		1.5	1.5	2.9	0	0.5	0	0	0	0	0	0



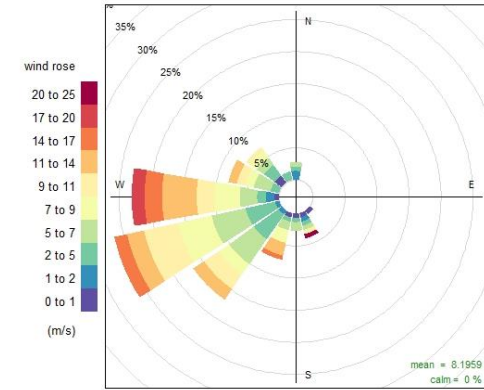
Frequency of counts by wind direction (%)

Speed Direction	calm	0-1	1-2	2-5	5-7	7-9	9-11	11-14	14-17	17-20	20-25	25 +
349-11	0	0	0.5	1	0	0	0	0	0	0	0	0
12-33		0	0.5	0.5	0	0	0	0	0	0	0	0
34-56		0	1	0	0	0	0	0	0	0	0	0
57-78		0.5	0	1	0	0.5	0	0	0	0	0	0
79-101		0.5	1	1.5	0	0	0	0	0	0	0	0
102-123		0.5	0.5	2.4	0	0	0.5	0	0	0	0	0
124-146		0.5	1	0	0	0	0.5	0	0.5	0	0	0
147-168		1	0.5	1	0.5	0	0	0	0.5	0	0	0
168-191		0	0	2.9	2	1	0.5	0	0	0	0	0
192-213		1.5	0.5	5.9	0.5	0.5	0.5	1	0.5	0	0	0
214-236		0.5	2	4.9	3.4	1.5	2	1	0	0	0	0
237-258		0.5	1.5	6.3	5.9	1.5	2	0	0.5	0	0	0
259-281		1	1.5	4.4	3.9	2	0.5	0	0	0	0.5	0
282-303		0	1	6.3	1	2	1	0	0	0	0	0
304-326		0.5	0	1	0.5	0	0	0.5	0	0	0	0
327-348		0.5	1.5	1	0.5	0	0	0	0	0	0	0



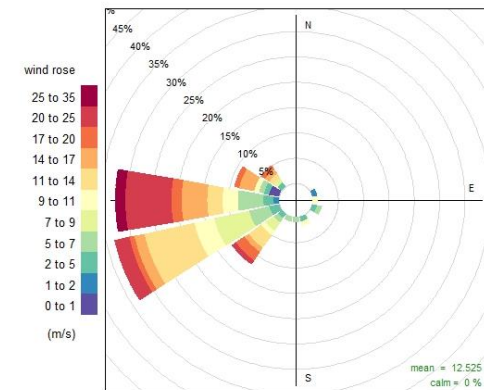
Frequency of counts by wind direction (%)

Speed Direction	calm	0-1	1-2	2-5	5-7	7-9	9-11	11-14	14-17	17-20	20-25	25 +
349-11	0	1.4	0.7	0.7	0	0	0	0	0	0	0	0
12-33	0	0	0	0	0	0	0	0	0	0	0	0
34-56	0	0	0	0	0	0	0	0	0	0	0	0
57-78	0	0	0	0	0	0	0	0	0	0	0	0
79-101	0	0	0	0	0	0	0	0	0	0	0	0
102-123	0	0	0	0	0	0	0	0	0	0	0	0
124-146	0.7	0	0	0	0	0	0	0	0	0	0	0
147-168	0.7	0.7	0.7	0.7	0	0.7	0	0	0	0.7	0	0
168-191	0.7	0	0.7	1.4	0	0	0	0	0	0	0	0
192-213	0.7	0	0.7	1.4	2	0	2	0.7	0	0	0	0
214-236	0	0.7	4.7	4.7	2	2.7	2	0	0	0	0	0
237-258	0	0.7	4.7	5.4	5.4	5.4	2.7	2	0	0	0	0
259-281	0.7	1.4	1.4	2.7	4.1	2.7	5.4	2.7	2	0	0	0
282-303	0	0	1.4	2.7	1.4	1.4	1.4	0	0	0	0	0
304-326	1.4	0	2	1.4	1.4	0.7	0	0	0	0	0	0
327-348	0	0	1.4	0	0	0	0	0	0	0	0	0



Frequency of counts by wind direction (%)

Speed Direction	calm	0-1	1-2	2-5	5-7	7-9	9-11	11-14	14-17	17-20	20-25	25 +
349-11	0	0	0	0	0	0	0	0	0	0	0	0
12-33	0	0	0	0	0	0	0	0	0	0	0	0
34-56	0	0	0	0	0	0	0	0	0	0	0	0
57-78	0	1	0	0	0	0	0	0	0	0	0	0
79-101	0	0	0	0	0	0	1	0	0	0	0	0
102-123	0	0	1	1	0	0	0	0	0	0	0	0
124-146	0	0	0	0	0	0	0	0	0	0	0	0
147-168	0	0	0	0	0	0	0	0	0	0	0	0
168-191	0	0	1	1	0	1	0	0	0	0	0	0
192-213	0	0	0	1	0	0	0	0	0	0	0	0
214-236	0	0	1	1	2	1	3	1	2	1	0	0
237-258	0	0	2	4	7.1	4	10.1	2	1	3	0	0
259-281	0	1	2	5.1	0	3	3	5.1	2	9.1	2	0
282-303	2	0	1	1	0	1	0	3	1	0	0	0
304-326	0	0	1	0	1	0	1	1	1	0	0	0
327-348	0	0	0	0	0	0	0	0	0	0	0	0

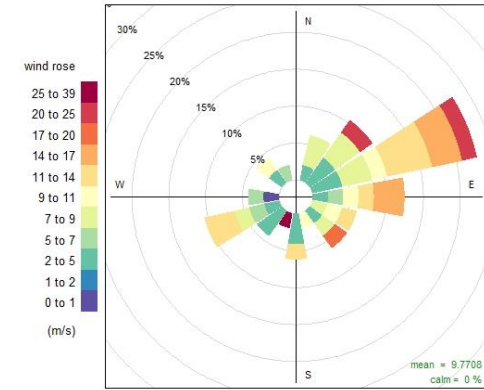


Frequency of counts by wind direction (%)

**Agartala**

**October 200 hPa level**

Speed Direction	calm	0-1	1-2	2-5	5-7	7-9	9-11	11-14	14-17	17-20	20-25	25 +
349-11	0	0	3	0	0	0	0	0	0	0	0	0
12-33	0	0	0	0	1.5	0	0	0	0	0	0	0
34-56	0	0	0	0	0	1.5	0	0	0	0	0	0
57-78	0	0	1.5	0	0	0	0	0	0	0	0	0
79-101	0	0	1.5	0	0	0	0	0	0	0	0	0
102-123	0	0	0	0	0	0	0	0	0	0	0	0
124-146	0	0	0	0	0	0	0	0	0	0	0	0
147-168	0	0	0	0	0	0	0	0	0	1.5	0	0
168-191	0	0	0	0	0	0	0	0	0	0	0	0
192-213	0	0	1.5	1.5	0	0	1.5	1.5	0	0	0	0
214-236	0	0	1.5	3	1.5	1.5	1.5	3	0	0	0	0
237-258	0	0	1.5	1.5	7.5	4.5	4.5	9	0	1.5	6	0
259-281	0	0	1.5	1.5	0	3	9	3	3	1.5	3	0
282-303	0	3	0	0	0	0	0	1.5	0	0	0	0
304-326	0	0	1.5	1.5	0	0	0	0	1.5	0	0	0
327-348	0	0	0	0	0	1.5	0	0	0	0	0	0

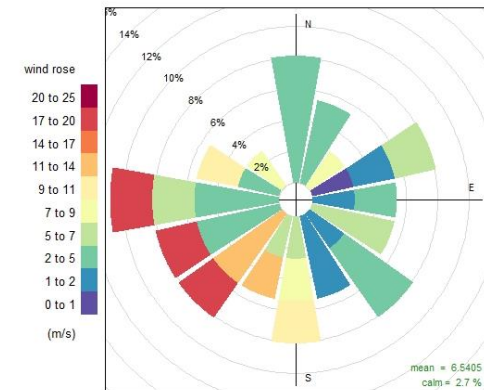


Frequency of counts by wind direction (%)

**Agartala**

**October 100 hPa level**

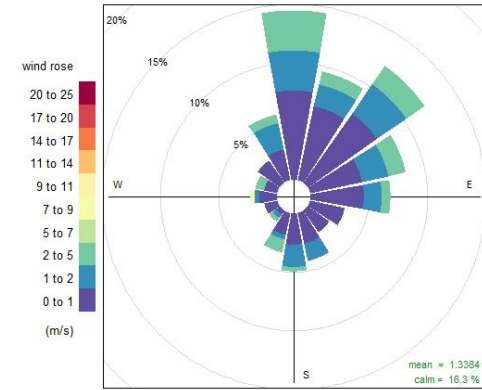
Speed Direction	calm	0-1	1-2	2-5	5-7	7-9	9-11	11-14	14-17	17-20	20-25	25 +
349-11	0	0	8.1	0	0	0	0	0	0	0	0	0
12-33	0	0	5.4	0	0	0	0	0	0	0	0	0
34-56	0	0	0	0	2.7	0	0	0	0	0	0	0
57-78	2.7	2.7	0	2.7	0	0	0	0	0	0	0	0
79-101	0	2.7	2.7	0	0	0	0	0	0	0	0	0
102-123	0	0	0	5.4	0	0	0	0	0	0	0	0
124-146	0	2.7	5.4	0	0	0	0	0	0	0	0	0
147-168	0	5.4	0	0	0	0	0	0	0	0	0	0
168-191	0	0	0	2.7	2.7	2.7	0	0	0	0	0	0
192-213	0	0	0	2.7	0	0	2.7	0	0	0	0	0
214-236	0	0	0	0	0	0	5.4	0	2.7	0	0	0
237-258	0	0	5.4	0	0	0	0	0	2.7	0	0	0
259-281	0	0	5.4	2.7	0	0	0	0	2.7	0	0	0
282-303	0	0	2.7	0	0	2.7	0	0	0	0	0	0
304-326	0	0	0	0	2.7	0	0	0	0	0	0	0
327-348	0	0	0	0	0	0	0	0	0	0	0	0



Frequency of counts by wind direction (%)

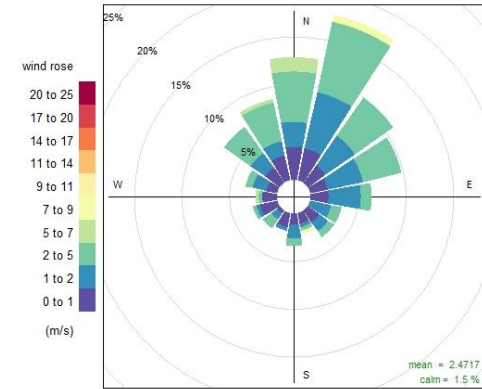


Speed Direction	calm	0-1	1-2	2-5	5-7	7-9	9-11	11-14	14-17	17-20	20-25	25 +
349-11	16	7.6	3.4	3.4	0	0	0	0	0	0	0	0
12-33		6.5	1.9	1.1	0	0	0	0	0	0	0	0
34-56		7.2	3	1.9	0	0	0	0	0	0	0	0
57-78		4.6	2.3	1.5	0	0	0	0	0	0	0	0
79-101		4.6	1.5	0.8	0	0	0	0	0	0	0	0
102-123		3	0	0	0	0	0	0	0	0	0	0
124-146		2.3	0	0	0	0	0	0	0	0	0	0
147-168		2.7	1.5	0	0	0	0	0	0	0	0	0
168-191		2.7	1.9	0.4	0	0	0	0	0	0	0	0
192-213		1.9	0.4	1.1	0	0	0	0	0	0	0	0
214-236		0.4	0.4	0.4	0	0	0	0	0	0	0	0
237-258		1.1	0	0	0	0	0	0	0	0	0	0
259-281		1.5	0.4	0	0	0.4	0	0	0	0	0	0
282-303		1.1	0	0.8	0	0	0	0	0	0	0	0
304-326		2.3	0	0	0	0	0	0	0	0	0	0
327-348		2.7	2.3	0.8	0	0	0	0	0	0	0	0



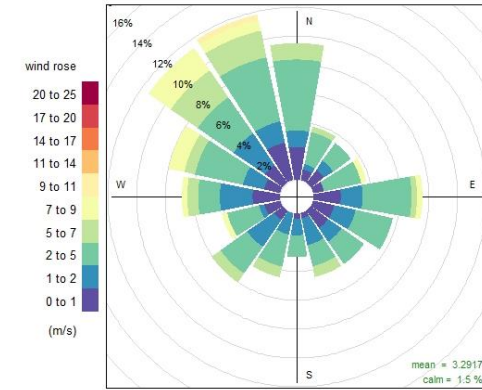
Frequency of counts by wind direction (%)

Speed Direction	calm	0-1	1-2	2-5	5-7	7-9	9-11	11-14	14-17	17-20	20-25	25 +
349-11	0	3.4	2.6	5.3	1.5	0	0	0	0	0	0	0
12-33		3.4	6	7.5	0	0.8	0	0	0	0	0	0
34-56		2.3	3.8	4.9	0	0	0	0	0	0	0	0
57-78		1.9	3.8	4.2	0	0	0	0	0	0	0	0
79-101		1.9	3.4	1.1	0	0	0	0	0	0	0	0
102-123		0	2.3	1.1	0	0	0	0	0	0	0	0
124-146		1.5	1.1	0.8	0	0	0	0	0	0	0	0
147-168		1.1	0.4	0.4	0	0.4	0	0	0	0	0	0
168-191		1.1	1.5	0.8	0	0	0	0	0	0	0	0
192-213		1.5	0.4	0	0	0	0	0	0	0	0	0
214-236		0.4	0.8	1.1	0	0	0	0	0	0	0	0
237-258		1.9	0.4	0.4	0	0	0	0	0	0	0	0
259-281		1.5	0	0.4	0.4	0	0	0	0	0	0	0
282-303		1.1	1.5	0.8	0	0	0	0	0	0	0	0
304-326		1.9	1.9	3.4	0	0	0	0	0	0	0	0
327-348		2.6	1.5	4.2	0.4	0	0	0	0	0	0	0



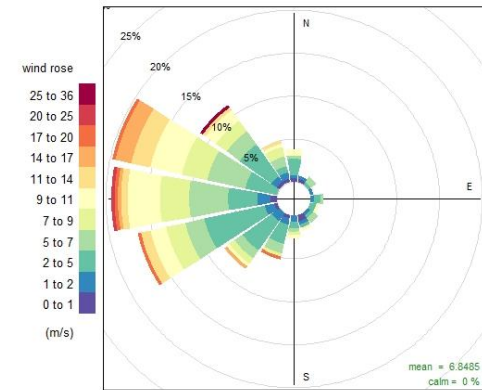
Frequency of counts by wind direction (%)

Speed Direction	calm	0-1	1-2	2-5	5-7	7-9	9-11	11-14	14-17	17-20	20-25	25 +
349-11	0	2.3	1.1	4.9	1.1	0	0	0	0	0	0	0
12-33		0.8	0.4	2.3	0.4	0	0	0	0	0	0	0
34-56		1.1	0.8	1.5	0	0	0	0	0	0	0	0
57-78		0.8	0	2.7	0	0.4	0	0	0	0	0	0
79-101		1.9	1.5	3.4	0.4	0.4	0	0	0	0	0	0
102-123		1.5	1.5	2.7	0	0	0	0	0	0	0	0
124-146		1.5	1.1	1.9	0	0	0	0	0	0	0	0
147-168		0.4	1.9	1.5	0.8	0	0	0	0	0	0	0
168-191		0.4	1.1	1.5	0	0	0	0	0	0	0	0
192-213		0	1.5	2.3	0.8	0	0	0	0	0	0	0
214-236		0.8	2.3	2.3	0.8	0	0	0	0	0	0	0
237-258		1.1	0.4	2.3	0	0.4	0	0	0	0	0	0
259-281		1.9	2.3	1.5	0.8	0.4	0	0	0	0	0	0
282-303		1.1	1.5	3.4	0.8	1.1	0	0	0	0	0	0
304-326		1.5	2.7	3	2.3	1.9	0	0	0	0	0	0
327-348		2.7	1.5	4.5	1.9	0.8	0.4	0	0	0	0	0



Frequency of counts by wind direction (%)

Speed Direction	calm	0-1	1-2	2-5	5-7	7-9	9-11	11-14	14-17	17-20	20-25	25 +
349-11	0	0.4	0.4	1.9	0.4	0	0.8	0	0	0	0	0
12-33		0.4	0.4	0	0	0	0	0	0	0	0	0
34-56		0	0	0.4	0.8	0	0	0	0	0	0	0
57-78		0	0.4	0	0	0	0	0	0	0	0	0
79-101		0	0.4	0.8	0.4	0	0	0	0	0	0	0
102-123		0	0	0.8	0	0	0.4	0	0	0	0	0
124-146		0	0.4	0.4	0.8	0	0	0	0	0	0	0
147-168		0.4	0.4	0.4	0	0	0.4	0	0	0	0	0
168-191		0.4	0.8	0.8	0.4	0.4	0.4	0	0	0	0	0
192-213		0.4	0.8	2.3	1.1	0.4	0	0	0	0.4	0	0
214-236		0	1.1	4.2	1.1	0.8	0.4	0	0.4	0	0	0
237-258		0.4	1.1	7.2	2.3	2.3	1.9	1.1	0	0.4	0	0
259-281		0.8	1.5	3.4	4.5	3.4	3.8	0.8	0.4	0.4	0.4	0
282-303		0	0	3.8	4.5	3	3.8	2.3	1.9	0.4	0	0
304-326		0.4	0.8	4.5	1.9	1.5	1.5	0.4	0	0	0	0.4
327-348		0.4	0.8	0.8	1.1	1.1	0.4	0.4	0	0	0	0

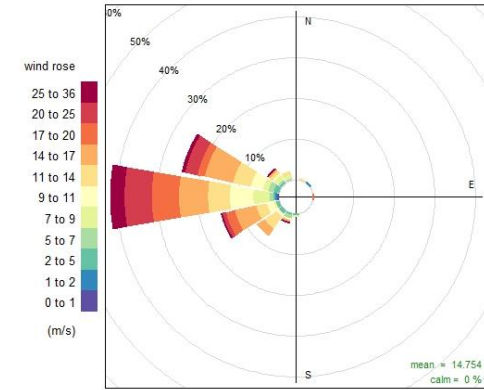


Frequency of counts by wind direction (%)

**Agartala**

**November 500 hPa level**

Speed Direction	calm	0-1	1-2	2-5	5-7	7-9	9-11	11-14	14-17	17-20	20-25	25 +
349-11	0	0	0	0	0	0	0	0	0	0	0	0
12-33	0	0	0	0	0	0	0	0.4	0	0	0	0
34-56	0	0.4	0	0	0	0	0	0	0	0	0	0
57-78	0	0	0	0	0	0	0	0	0	0	0	0
79-101	0	0	0	0	0	0	0	0	0.4	0	0	0
102-123	0	0	0	0	0	0	0	0	0	0	0	0
124-146	0	0	0	0	0	0	0	0	0	0	0	0
147-168	0	0	0	0	0	0	0	0	0	0	0	0
168-191	0	0	0.4	0	0.4	0	0	0	0	0	0	0
192-213	0	0	0.4	0.9	0	0.4	0	0.4	0	0	0	0.4
214-236	0	0	0.9	0	0	0.9	3.6	2.2	0	0	0	0
237-258	0	0	0.9	0	0.4	1.8	2.7	5.4	2.2	0.9	0.4	0
259-281	0.4	0.4	0.4	0.9	4	5.8	5.4	7.1	6.7	6.7	3.6	0
282-303	0	0	1.3	1.3	1.3	3.1	4.5	7.1	1.8	3.1	0.9	0
304-326	0	0	0.4	0.4	1.3	0.4	0.9	0.4	0	0	0	0.4
327-348	0	0	0	0.4	0.9	0	0.9	0	0	0	0	0

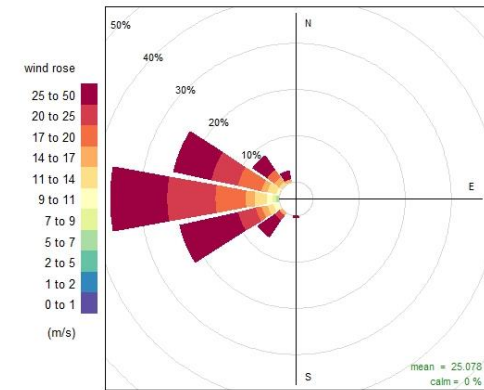


Frequency of counts by wind direction (%)

**Agartala**

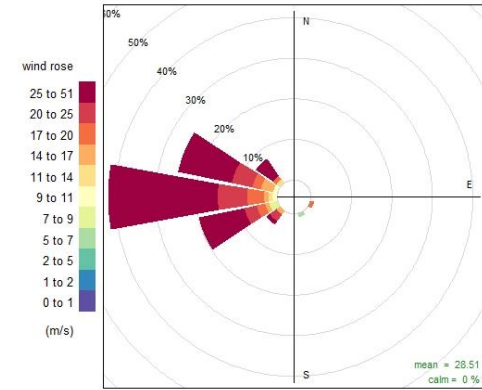
**November 300 hPa level**

Speed Direction	calm	0-1	1-2	2-5	5-7	7-9	9-11	11-14	14-17	17-20	20-25	25 +
349-11	0	0	0	0	0	0	0	0	0	0	0	0
12-33	0	0	0	0	0	0	0	0	0	0	0	0
34-56	0	0	0	0	0	0	0	0	0	0	0	0
57-78	0	0	0	0	0	0	0	0	0	0	0	0
79-101	0	0	0	0	0	0	0	0	0	0	0	0
102-123	0	0	0	0	0	0	0	0	0	0	0	0
124-146	0	0	0	0	0	0	0	0	0	0	0	0
147-168	0	0	0	0	0	0	0	0	0	0	0	0
168-191	0	0	0	0	0	0	0	0	0	0	0	0.7
192-213	0	0	0	0	0	0	0	0	0	0	0	0
214-236	0	0	0	0	0	0	0	0.7	0	1.3	4.6	0
237-258	0	0	0	0	0	1.3	1.3	1.3	1.3	3.9	13.1	0
259-281	0	0	0	0.7	0.7	1.3	2.6	2	6.5	10.5	12.4	0
282-303	0	0	0	0	0	0.7	2	1.3	5.2	5.9	8.5	0
304-326	0	0	0	0	0	0	0.7	1.3	2	0	3.9	0
327-348	0	0	0	0	0	0	0	0.7	0	0	2	0



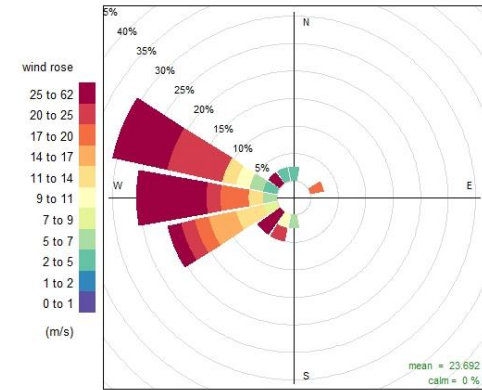
Frequency of counts by wind direction (%)

Speed Direction	calm	0-1	1-2	2-5	5-7	7-9	9-11	11-14	14-17	17-20	20-25	25 +
349-11	0	0	0	0	0	0	0	0	0	0	0	0
12-33	0	0	0	0	0	0	0	0	0	0	0	0
34-56	0	0	0	0	0	0	0	0	0	0	0	0
57-78	0	0	0	0	0	0	0	0	0	0	0	0
79-101	0	0	0	0	0	0	0	0	0	0	0	0
102-123	0	0	0	0	0	0	0	0	0	1	0	0
124-146	0	0	0	0	0	0	0	0	0	0	0	0
147-168	0	0	0	1	0	0	0	0	0	0	0	0
168-191	0	0	0	0	0	0	0	0	0	0	0	0
192-213	0	0	0	0	0	0	0	0	0	0	0	0
214-236	0	0	0	0	0	0	0	1	0	2.1	1	0
237-258	0	0	0	0	0	2.1	0	0	1	2.1	3.1	11.5
259-281	0	0	0	0	0	0	1	1	1	4.2	7.3	27.1
282-303	0	0	0	0	0	0	1	0	3.1	2.1	5.2	13.5
304-326	0	0	0	0	0	0	1	0	1	0	0	5.2
327-348	0	0	0	0	0	0	0	0	0	0	0	0



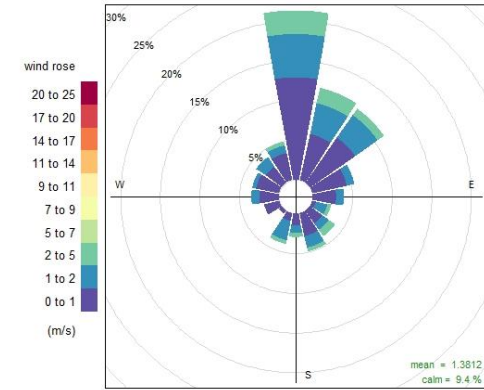
Frequency of counts by wind direction (%)

Speed Direction	calm	0-1	1-2	2-5	5-7	7-9	9-11	11-14	14-17	17-20	20-25	25 +
349-11	0	0	2.6	0	0	0	0	0	0	0	0	0
12-33	0	0	0	0	0	0	0	0	0	0	0	0
34-56	0	0	0	0	0	0	0	0	0	0	0	0
57-78	0	0	0	0	0	0	0	0	0	2.6	0	0
79-101	0	0	0	0	0	0	0	0	0	0	0	0
102-123	0	0	0	0	0	0	0	0	0	0	0	0
124-146	0	0	0	0	0	0	0	0	0	0	0	0
147-168	0	0	0	0	0	0	0	0	0	0	0	0
168-191	0	0	0	2.6	0	0	0	0	0	0	0	0
192-213	0	0	0	0	0	2.6	0	0	0	2.6	0	0
214-236	0	0	0	0	0	0	0	0	0	0	0	5.1
237-258	0	0	0	0	2.6	0	5.1	5.1	2.6	2.6	2.6	2.6
259-281	0	0	0	2.6	0	0	2.6	0	5.1	2.6	2.6	12.8
282-303	0	0	2.6	2.6	0	2.6	2.6	0	0	10.3	10.3	0
304-326	0	0	0	0	0	0	0	0	0	0	0	2.6
327-348	0	0	2.6	0	0	0	0	0	0	0	0	0



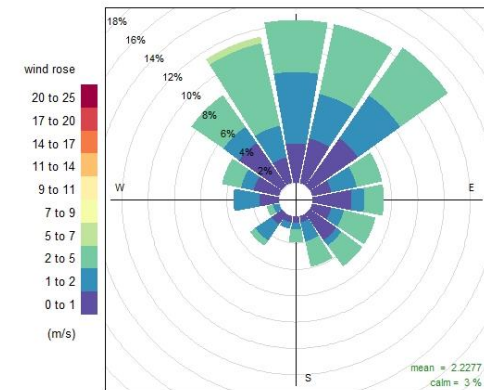
Frequency of counts by wind direction (%)

Speed Direction	calm	0-1	1-2	2-5	5-7	7-9	9-11	11-14	14-17	17-20	20-25	25 +
349-11	9	12.9	5.4	3	0	0	0	0	0	0	0	0
12-33		5.9	4	2	0	0	0	0	0	0	0	0
34-56		6.9	3.5	1	0	0	0	0	0	0	0	0
57-78		4.5	1	0	0	0	0	0	0	0	0	0
79-101		3	1	0	0	0	0	0	0	0	0	0
102-123		0.5	1.5	0.5	0	0	0	0	0	0	0	0
124-146		2	1	1	0	0	0	0	0	0	0	0
147-168		3	1.5	0.5	0	0	0	0	0	0	0	0
168-191		1.5	1	0.5	0	0	0	0	0	0	0	0
192-213		1	2.5	0.5	0	0	0	0	0	0	0	0
214-236		0.5	0	0	0	0	0	0	0	0	0	0
237-258		2	0	0	0	0	0	0	0	0	0	0
259-281		2.5	1	0	0	0	0	0	0	0	0	0
282-303		3	0.5	0	0	0	0	0	0	0	0	0
304-326		2.5	1.5	0	0	0	0	0	0	0	0	0
327-348		3.5	1	0.5	0	0	0	0	0	0	0	0



Frequency of counts by wind direction (%)

Speed Direction	calm	0-1	1-2	2-5	5-7	7-9	9-11	11-14	14-17	17-20	20-25	25 +
349-11	0	3	5.4	4	0	0	0	0	0	0	0	0
12-33		3.5	3.5	5.4	0	0	0	0	0	0	0	0
34-56		4.5	4	4.5	0	0	0	0	0	0	0	0
57-78		1.5	2	2	0	0	0	0	0	0	0	0
79-101		3	1	1.5	0	0	0	0	0	0	0	0
102-123		1.5	1	2.5	0	0	0	0	0	0	0	0
124-146		2.5	0.5	2	0	0	0	0	0	0	0	0
147-168		0.5	1.5	2	0	0	0	0	0	0	0	0
168-191		0.5	0.5	1	0	0	0	0	0	0	0	0
192-213		0.5	0.5	0	0	0	0	0	0	0	0	0
214-236		1	1.5	0.5	0	0	0	0	0	0	0	0
237-258		0	0.5	0.5	0	0	0	0	0	0	0	0
259-281		1.5	2	0	0	0	0	0	0	0	0	0
282-303		2	1	1.5	0	0	0	0	0	0	0	0
304-326		4	1.5	3	0	0	0	0	0	0	0	0
327-348		2	2.5	6.4	0.5	0	0	0	0	0	0	0

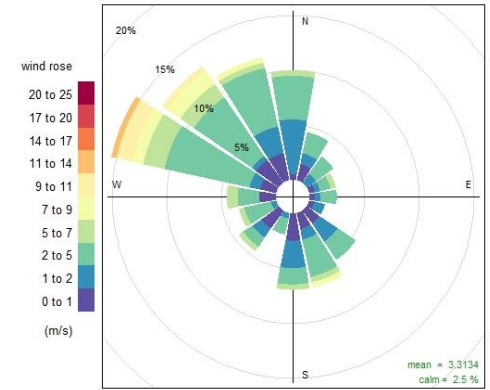


Frequency of counts by wind direction (%)

**Agartala**

**December 850 hPa level**

Speed Direction	calm	0-1	1-2	2-5	5-7	7-9	9-11	11-14	14-17	17-20	20-25	25 +
349-11	0	0.5	5	4	0.5	0	0	0	0	0	0	0
12-33		1.5	1	2	0	0	0	0	0	0	0	0
34-56		0	1	2	0	0	0	0	0	0	0	0
57-78		0.5	0.5	1	0.5	0	0	0	0	0	0	0
79-101		0.5	0.5	1.5	0	0	0	0	0	0	0	0
102-123		0.5	1	0	0	0	0	0	0	0	0	0
124-146		1.5	2	2	0	0	0	0	0	0	0	0
147-168		1.5	0.5	3.5	0.5	0.5	0	0	0	0	0	0
168-191		2.5	3	1.5	0.5	0	0	0	0	0	0	0
192-213		0	0.5	1.5	0	0	0	0	0	0	0	0
214-236		2	1	1	0.5	0	0	0	0	0	0	0
237-258		0	0.5	2.5	0.5	0	0	0	0	0	0	0
259-281		1.5	0	2	1	0	0	0	0	0	0	0
282-303		1.5	1	8	2	1	1.5	0.5	0	0	0	0
304-326		2.5	0.5	6.5	1.5	1.5	0.5	0	0	0	0	0
327-348		2.5	2.5	5.5	0.5	0.5	0	0	0	0	0	0

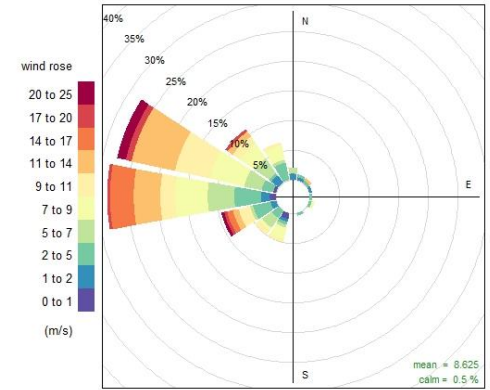


Frequency of counts by wind direction (%)

**Agartala**

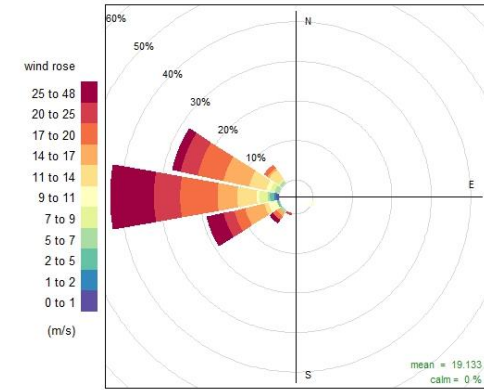
**December 700 hPa level**

Speed Direction	calm	0-1	1-2	2-5	5-7	7-9	9-11	11-14	14-17	17-20	20-25	25 +
349-11	0	0	1	0	1	0	0	0	0	0	0	0
12-33		0	0.5	0.5	0	0	0	0	0	0	0	0
34-56		0	0	0.5	0	0	0	0.5	0	0	0	0
57-78		0	0.5	0	0	0	0	0	0	0	0	0
79-101		0	0	0.5	0	0	0	0	0	0	0	0
102-123		0	0	0.5	0	0.5	0	0	0	0	0	0
124-146		0	0	0	0	0	0	0	0	0	0	0
147-168		0	0	0.5	0	0	0	0	0	0	0	0
168-191		0	0	0	0	0	0	0	0	0	0	0
192-213		1	0.5	0.5	0.5	2	0.5	0	0	0	0	0
214-236		0	0	1.5	2	0.5	1	0	0	0	0	0
237-258		0	1	3	0.5	0	2	1	1	0.5	0.5	0
259-281		1	1.5	4.5	4.5	5.5	2.5	4.5	4	0.5	0	0
282-303		0.5	0	2	3	6	6	7.5	0	1	1.5	0
304-326		0	1.5	0.5	3	3	1.5	1	0	0.5	0	0
327-348		0	0	3	0.5	2.5	0.5	0	0	0	0	0



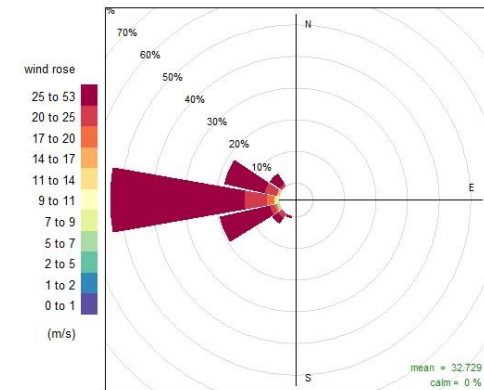
Frequency of counts by wind direction (%)

Speed Direction	calm	0-1	1-2	2-5	5-7	7-9	9-11	11-14	14-17	17-20	20-25	25 +
349-11	0	0	0	0	0	0	0	0	0	0	0	0
12-33	0	0	0	0	0	0	0	0	0	0	0	0
34-56	0	0	0	0	0	0	0	0	0	0	0	0
57-78	0	0	0	0	0	0	0	0	0	0	0	0
79-101	0	0	0	0	0	0	0	0	0	0	0	0
102-123	0	0	0	0	0	0	0.6	0	0	0	0	0
124-146	0	0	0	0	0	0	0	0	0	0	0	0
147-168	0	0	0	0	0	0	0	0	0	0	0	0
168-191	0	0	0	0	0	0	0	0	0	0	0	0
192-213	0	0	0	0	0	0	0	0	0	0	0.6	0
214-236	0	0	0	0.6	0	0	0	0	1.1	1.1	0	1.1
237-258	0	0	0.6	0	0	0	2.2	1.1	5	2.8	2.8	4.4
259-281	0.6	0.6	1.1	0.6	2.2	0.6	5	5	9.4	6.7	11.1	11.1
282-303	0	0	0	1.1	1.1	1.1	4.4	6.7	6.7	4.4	4.4	2.2
304-326	0	0	0	0.6	0.6	0	2.8	0.6	1.1	0	0	0
327-348	0	0	0	0	0	0	0	0	0	0	0	0



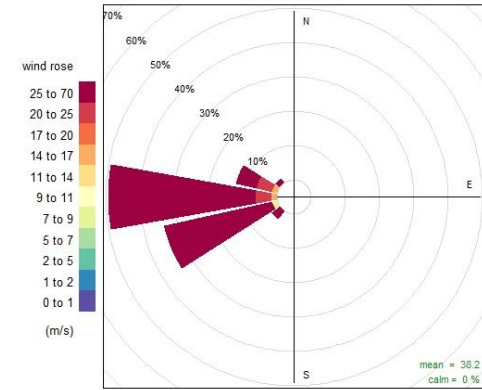
Frequency of counts by wind direction (%)

Speed Direction	calm	0-1	1-2	2-5	5-7	7-9	9-11	11-14	14-17	17-20	20-25	25 +
349-11	0	0	0	0	0	0	0	0	0	0	0	0
12-33	0	0	0	0	0	0	0	0	0	0	0	0
34-56	0	0	0	0	0	0	0	0	0	0	0	0
57-78	0	0	0	0	0	0	0	0	0	0	0	0
79-101	0	0	0	0	0	0	0	0	0	0	0	0
102-123	0	0	0	0	0	0	0	0	0	0	0	0
124-146	0	0	0	0	0	0	0	0	0	0	0	0
147-168	0	0	0	0	0	0	0	0	0	0	0	0
168-191	0	0	0	0	0	0	0	0	0	0	0	0
192-213	0	0	0	0	0	0	0	0	0	0	0	0.8
214-236	0	0	0	0	0	0	0	0	0	0	1.6	2.3
237-258	0	0	0	0.8	0	0	0	0	0	0.8	1.6	16.3
259-281	0	0	0	0	0.8	0	0.8	0	2.3	7	42.6	42.6
282-303	0	0	0	0	0	0	0	0.8	0	3.9	13.2	13.2
304-326	0	0	0	0	0	0	0	0	0	0.8	3.9	3.9
327-348	0	0	0	0	0	0	0	0	0	0	0	0



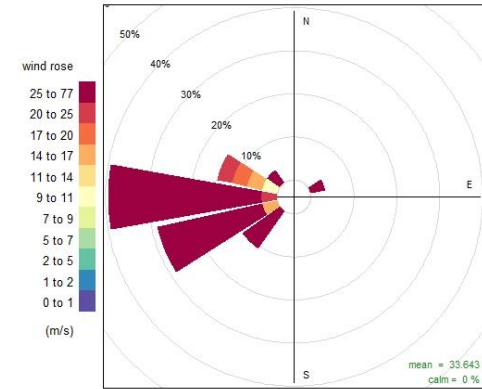
Frequency of counts by wind direction (%)

Speed Direction	calm	0-1	1-2	2-5	5-7	7-9	9-11	11-14	14-17	17-20	20-25	25 +
349-11	0	0	0	0	0	0	0	0	0	0	0	0
12-33	0	0	0	0	0	0	0	0	0	0	0	0
34-56	0	0	0	0	0	0	0	0	0	0	0	0
57-78	0	0	0	0	0	0	0	0	0	0	0	0
79-101	0	0	0	0	0	0	0	0	0	0	0	0
102-123	0	0	0	0	0	0	0	0	0	0	0	0
124-146	0	0	0	0	0	0	0	0	0	0	0	0
147-168	0	0	0	0	0	0	0	0	0	0	0	0
168-191	0	0	0	0	0	0	0	0	0	0	0	0
192-213	0	0	0	0	0	0	0	0	0	0	0	0
214-236	0	0	0	0	0	0	0	0	0	0	0	3.1
237-258	0	0	0	0	0	1.5	0	0	0	0	0	32.3
259-281	0	0	0	0	0	0	0	0	1.5	0	4.6	43.1
282-303	0	0	0	0	0	0	0	0	1.5	0	4.6	6.2
304-326	0	0	0	0	0	0	0	0	0	0	0	1.5
327-348	0	0	0	0	0	0	0	0	0	0	0	0



Frequency of counts by wind direction (%)

Speed Direction	calm	0-1	1-2	2-5	5-7	7-9	9-11	11-14	14-17	17-20	20-25	25 +
349-11	0	0	0	0	0	0	0	0	0	0	0	0
12-33	0	0	0	0	0	0	0	0	0	0	0	0
34-56	0	0	0	0	0	0	0	0	0	0	0	0
57-78	0	0	0	0	0	0	0	0	0	0	0	3.6
79-101	0	0	0	0	0	0	0	0	0	0	0	0
102-123	0	0	0	0	0	0	0	0	0	0	0	0
124-146	0	0	0	0	0	0	0	0	0	0	0	0
147-168	0	0	0	0	0	0	0	0	0	0	0	0
168-191	0	0	0	0	0	0	0	0	0	0	0	0
192-213	0	0	0	0	0	0	0	0	0	0	0	0
214-236	0	0	0	0	0	0	0	0	0	0	0	10.7
237-258	0	0	0	0	0	0	0	0	3.6	0	0	25
259-281	0	0	0	0	0	0	0	0	0	0	3.6	35.7
282-303	0	0	0	0	0	0	3.6	0	3.6	3.6	3.6	0
304-326	0	0	0	0	0	0	0	0	0	0	0	3.6
327-348	0	0	0	0	0	0	0	0	0	0	0	0



Frequency of counts by wind direction (%)



PRESSURE	HEIGHT	Hmax	Hmin	TEMP	TMAX	TMIN	DEWPT	DIR	VELO	U	V	VM
SURFACE	1013.3	1019	1007	11.4	24.8	4.8	10.5	360	0.1	0	-0.1	0.2
1000	129	168	44	13.5	21.2	6	10.8	360	1	0	-1	2.1
950	556	657	436	15.9	24.8	5.8	8.6	351	1.3	0.2	-1.3	3
925	789	836	722	14.6	23.6	6.4	6.6	333	1.1	0.5	-1	2.7
900	1022	1073	931	13.4	22.4	4.2	4.1	315	1.6	1.1	-1.1	3.4
850	1501	1562	1411	10.9	18.2	1.6	-1.3	291	2.6	2.4	-0.9	4.5
800	2005	2074	1917	8.7	16.4	0	-5.6	280	4.2	4.1	-0.7	6.3
750	2536	2640	2445	6.6	18	-5.1	-8.6	278	6.2	6.1	-0.9	8.5
700	3100	3192	3015	4.3	16.4	-5.7	-11.3	275	8.2	8.2	-0.7	10.6
650	3698	3811	3559	1.5	14.6	-8.5	-14.3	271	10	10	-0.1	12.3
600	4341	4467	4218	-1.8	11	-12.7	-16.7	269	11.7	11.7	0.2	14.1
550	5037	5210	4888	-5.8	7.2	-17.3	-21	267	13.4	13.4	0.7	15.7
500	5768	5965	5618	-10.4	3.2	-21.5	-24.3	266	15.3	15.3	1.2	17.8
450	6572	6835	6400	-15.6	-1.9	-27.5	-28.6	264	16.8	16.7	1.7	19.7
400	7452	7752	7239	-21.2	-6.9	-32.7	-34.4	263	18.1	18	2.3	21.1
350	8426	8780	8180	-27.5	-13.3	-42.7	-40	261	18.8	18.6	2.8	21.7
300	9521	9930	9241	-34.6	-20.7	-50.3	-46.2	261	19.2	18.9	3.1	22.1
250	10775	11257	10442	-43	-28.8	-56.7	-54.8	261	16.6	16.4	2.5	19.2
200	12252	12816	11883	-53	-36.1	-64.9	-64.4	260	13.2	13	2.3	15.2
175	13103	13708	12713	-58.4	-42.7	-72.1	-70.2	257	9	8.8	2.1	11
150	14059	14707	13669	-64.1	-46.3	-72.5	-64.9	251	7.4	7	2.4	9
125	15162	15859	14734	-70.4	-55.7	-82.7		247	5.3	4.9	2.1	6.8
100	16466	16997	16000	-74.8	-56.5	-84.9		242	4	3.5	1.9	5.2
80	17757	18362	17261	-74.2	-54.7	-87.9		231	2.7	2.1	1.7	3.9
70	18547	19190	18056	-71.4	-47.1	-84.3		221	2.1	1.4	1.6	3.2
60	19275	20016	18927	-67	-44.7	-84.1		225	1.6	1.1	1.1	2.5
50	20573	21341	20020	-61.7	-41.1	-79.1		212	0.9	0.5	0.8	1.6
40	21970	22801	21396	-57.4	-42.3	-76.3		231	0.6	0.5	0.4	1.3
30	23797	24704	23202	-53.9	-40.5	-66.5		225	0.4	0.3	0.3	1.1
25	24963	25890	24440	-52.1	-38.9	-65.9		214	0.7	0.4	0.6	1.5
20	26412	27428	25829	-49.2	-33.9	-65.5		209	1	0.5	0.9	1.6
15	28275	29412	27654	-46.6	-29.9	-64.3		234	0.9	0.7	0.5	1.1
10	31039	32327	30382	-43	-26.1	-51.5						
7	33289	33801	32715	-43.7	-37.6	-50.1						

## FREEZING LEVEL

P	Height	H_max	H_min
631	3965	6460	1950

## FIRST TROPOPAUSE

P	Height	Temp

## SECOND TROPOPAUSE

P	Height	Temp
99	16603	-76.8

PRESSURE	HEIGHT	Hmax	Hmin	TEMP	TMAX	TMIN	DEWPT	DIR	VELO	U	V	VM
SURFACE	1011.5	1017	1001	14.5	25.4	5	13.4	180	0.1	0	0.1	0.5
1000	113	163	27	16.5	27.6	7.6	13.5	360	0.5	0	-0.5	2.4
950	545	645	430	18.4	27	6.4	10.3	315	1	0.7	-0.7	3.6
925	781	832	700	17.2	24.7	5.3	8.8	290	1.2	1.1	-0.4	3.7
900	1015	1085	924	15.8	23.6	2.9	6.5	288	2.2	2.1	-0.7	4.4
850	1498	1569	1406	12.8	21.8	3.2	2.5	281	3.8	3.7	-0.7	5.6
800	2005	2115	1918	9.9	20	1.8	-1.5	278	5.2	5.2	-0.7	7.2
750	2535	2654	2435	6.9	18.2	-0.9	-4.9	277	7.2	7.1	-0.9	9.3
700	3102	3204	3010	3.9	15.2	-4.5	-8.2	276	9.1	9.1	-0.9	11.5
650	3697	3820	3554	0.9	12	-8.1	-11.3	272	10.5	10.5	-0.4	12.9
600	4340	4497	4219	-2.4	9	-11.5	-15.2	269	12.1	12.1	0.2	14.6
550	5033	5200	4904	-6.2	6.2	-16.3	-19.1	267	13.8	13.8	0.8	16.5
500	5765	5977	5625	-10.7	4.2	-21.1	-23.3	266	15.7	15.7	1	18.4
450	6569	6800	6400	-15.8	0.6	-27.9	-28.2	265	17.8	17.7	1.7	21
400	7444	7711	7255	-21.7	-6.9	-33.1	-34.6	264	19.8	19.7	2.2	23.2
350	8417	8700	8190	-27.9	-11.5	-40.7	-41	264	20.4	20.3	2.2	23.3
300	9507	9850	9223	-34.9	-22.1	-50.5	-47.1	262	19.6	19.4	2.8	22.6
250	10756	11173	10431	-43.2	-27.1	-55.7	-54.4	263	16.5	16.4	2	19.3
200	12224	12689	11869	-52.7	-39.3	-64.7	-64.5	262	11.9	11.8	1.6	14
175	13078	13592	12697	-57.6	-43.9	-66.7	-56.7	260	8	7.9	1.4	10
150	14037	14614	13696	-63.1	-49.5	-75	-59.7	256	6.8	6.6	1.6	8.6
125	15143	15789	14791	-68.5	-55.1	-79.9		255	5	4.8	1.3	6.3
100	16461	17179	16101	-73.4	-61.7	-89.2		247	3.3	3	1.3	4.6
80	17761	18541	17346	-73.7	-58.8	-86.9		225	1.7	1.2	1.2	2.5
70	18545	19350	18135	-71.7	-56.8	-84.1		211	1.2	0.6	1	2.1
60	19303	19952	18979	-67.9	-51.1	-82.5		207	1.3	0.6	1.2	2.1
50	20566	21376	20062	-62.7	-46.5	-78.3		210	1.4	0.7	1.2	2
40	21936	22711	21445	-58.3	-43.3	-72.1		184	1.6	0.1	1.6	1.6
30	23759	24447	23271	-54.3	-34.8	-69.9		184	1.6	0.1	1.6	1.7
25	24915	25700	24403	-52.3	-39.1	-70.3		180	1.5	0	1.5	1.6
20	26366	27201	25860	-50.1	-38.8	-68.9		180	1.4	0	1.4	1.5
15	28266	29181	27740	-48	-37.5	-66.9		178	2.5	-0.1	2.5	2.5
10	30876	31548	30164	-46.1	-29.3	-77.7		180	2.9	0	2.9	2.9
7	33190	33890	32174	-47.7	-28.7	-74.5		180	13.2	0	13.2	13.3

## FREEZING LEVEL

P	Height	H_max	H_min
639	3865	6870	2340

## FIRST TROPOPAUSE

P	Height	Temp

## SECOND ROPOPAUSE

P	Height	Temp
96	16772	-75.3

PRESSURE	HEIGHT	Hmax	Hmin	TEMP	TMAX	TMIN	DEWPT	DIR	VELO	U	V	VM
SURFACE	1008.8	1016	1000	19.9	26.8	10.6	18.3	180	0.8	0	0.8	1.2
1000	93	151	23	21	30.4	13.2	18.1	204	1.2	0.5	1.1	2.9
950	531	595	444	21.9	30.2	12.8	14.8	234	2.6	2.1	1.5	4.9
925	770	825	676	21	29.3	13.4	13.4	236	3	2.5	1.7	4.8
900	1007	1079	928	19.5	28.6	9.6	10.8	253	3.9	3.7	1.1	5.5
850	1496	1584	1420	16.4	27.4	6.2	6.7	261	5	4.9	0.8	6.7
800	2009	2114	1915	13	25.4	2.8	2.7	267	6.4	6.4	0.3	8.1
750	2543	2675	2433	9.4	22.8	1	-1.1	270	8.2	8.2	0	10.1
700	3117	3248	3039	5.8	20.6	-2.1	-5.3	273	9.9	9.9	-0.5	12.1
650	3714	3855	3600	2.2	12.6	-6.3	-9.2	274	11.4	11.4	-0.8	13.8
600	4361	4530	4242	-1.3	8.4	-10.7	-13.7	274	12.4	12.4	-0.8	14.8
550	5057	5250	4900	-5.1	7.4	-16.1	-17.6	272	13.7	13.7	-0.5	16.2
500	5792	6013	5618	-9.6	2.2	-19.3	-22.2	270	15.2	15.2	-0.1	17.9
450	6598	6825	6398	-14.9	-2.3	-28.1	-27.4	268	16.5	16.5	0.6	19.3
400	7478	7754	7292	-20.9	-9.3	-31.9	-32.3	266	18	17.9	1.4	21
350	8454	8750	8223	-27.4	-13.1	-39.9	-39	264	17.7	17.6	1.7	20.7
300	9545	9870	9254	-34.8	-19.7	-47.1	-46.4	263	18.2	18.1	2.1	20.7
250	10796	11122	10449	-43.1	-28.1	-56.4	-54.7	262	16.7	16.5	2.4	18.8
200	12268	12680	11867	-51.8	-27	-62.7	-61	261	12.8	12.6	2.1	14.2
175	13119	13571	12751	-56.7	-41.6	-68.7	-61.2	263	9.3	9.2	1.2	10.2
150	14082	14573	13698	-62	-48.1	-74.1	-70.5	264	7.5	7.5	0.8	8.4
125	15189	15721	14798	-67.6	-53.1	-85.3		265	3.8	3.8	0.3	4.2
100	16515	17073	16112	-72.6	-59.1	-83.9		270	2.8	2.8	0	3.2
80	17815	18417	17369	-73.4	-60.1	-83.5		257	0.9	0.9	0.2	1.2
70	18599	19150	18135	-71.4	-59.7	-83.5		256	0.4	0.4	0.1	0.7
60	19409	19996	19013	-67.1	-51.5	-81.9		270	0.3	0.3	0	0.5
50	20628	21174	20082	-61.5	-45.1	-77.1		243	0.2	0.2	0.1	0.3
40	22010	22560	21382	-56.4	-42.1	-70.9						
30	23858	24458	23106	-52	-37.3	-66.1						
25	25042	25700	24210	-49.5	-33.3	-65.7						
20	26524	27248	25882	-47.3	-34.5	-70.1						
15	28415	29219	27767	-45.8	-33.3	-68.9						
10	31188	32087	30490	-42.6	-28.1	-67.5						
7	33232	33810	32655	-53.8	-41.7	-65.9						

## FREEZING LEVEL

P	Height	H_max	H_min
618	4153	6300	2630

## FIRST TROPOPAUSE

P	Height	Temp

## SECOND TROPOPAUSE

P	Height	Temp
96	16824	-74.7

PRESSURE	HEIGHT	Hmax	Hmin	TEMP	TMAX	TMIN	DEWPT	DIR	VELO	U	V	VM
SURFACE	1006.5	1013	989	23.3	28.4	15.6	21.7	167	1.3	-0.3	1.3	2
1000	73	130	17	23.9	32	16.2	21.7	174	1.9	-0.2	1.9	3.1
950	513	581	420	23.9	30.8	15.4	19.5	198	4.2	1.3	4	6
925	757	808	701	22.9	30.4	15	17.8	211	4.2	2.2	3.6	5.6
900	994	1057	923	21.8	30.8	13.6	15.4	221	5.2	3.4	3.9	6.7
850	1489	1569	1408	19.3	31.2	9.6	11	239	6	5.1	3.1	7.3
800	2009	2103	1919	16.2	26.8	5	6.7	253	6.9	6.6	2	8.2
750	2546	2662	2405	12.5	24	-0.1	2.5	263	8.2	8.1	1	9.6
700	3128	3256	3023	8.3	22.2	-4.3	-1.4	269	9.5	9.5	0.1	11.2
650	3730	3884	3602	4.1	20.4	-6.1	-5.9	274	10.4	10.4	-0.8	12.4
600	4382	4549	4253	0.1	12.2	-8.5	-10.1	274	11.1	11.1	-0.7	13.1
550	5081	5288	4950	-3.7	8.8	-13.5	-15.1	273	11.9	11.9	-0.6	14.1
500	5821	6027	5685	-8	4	-17.1	-20	271	12.6	12.6	-0.2	15
450	6634	6840	6478	-13	-1.1	-22.9	-25.1	270	13.4	13.4	0.1	15.8
400	7520	7776	7340	-18.8	-6.9	-30.1	-30.2	267	14.5	14.5	0.8	17
350	8503	8800	8276	-25.5	-13.9	-48.3	-35.8	264	14.6	14.5	1.4	17.5
300	9604	9930	9325	-32.9	-21.1	-45.1	-43.2	262	15.9	15.8	2.1	18.9
250	10862	11222	10525	-41.9	-29.7	-56.1	-52.2	260	15.5	15.2	2.8	18.2
200	12342	12770	11978	-51.6	-39.9	-68.1	-60.9	256	13.1	12.7	3.1	15.5
175	13194	13665	12825	-56.8	-46.3	-68.5	-60.4	259	10.6	10.4	2.1	12.9
150	14154	14675	13786	-62.3	-48.7	-73	-61.8	261	9.1	9	1.5	11.2
125	15260	15624	14904	-68	-49.5	-79.5	-67.7	259	6.3	6.2	1.2	8.2
100	16583	17033	16155	-72.8	-52.3	-87.7		248	3.5	3.3	1.3	4.8
80	17880	18460	17480	-73.2	-54.1	-84.5		234	1.9	1.5	1.1	3.1
70	18665	19305	18224	-70.6	-48.9	-82.5		221	1.1	0.7	0.8	2.4
60	19210	19972	19122	-66.4	-48.1	-79.5		207	0.7	0.3	0.6	2.1
50	20698	21409	20222	-61.5	-43.1	-75.6		193	0.9	0.2	0.9	1.9
40	22095	22781	21570	-56.7	-38.9	-80		173	0.8	-0.1	0.8	1.8
30	23923	24757	23366	-52	-34.7	-66.3		198	0.6	0.2	0.6	2
25	25101	26000	24472	-49.2	-34.1	-66.7		207	1.1	0.5	1	2
20	26547	27607	25984	-47.5	-31.1	-67.1		211	2.1	1.1	1.8	3
15	28406	29480	27879	-45.6	-29.5	-65.5		201	2.2	0.8	2.1	3
10	31035	31405	30521	-43.8	-35.8	-58.3		189	5.1	0.8	5	6.2
7	33363	33680	32685	-42.9	-36	-56.9		192	12.1	2.5	11.8	13.3

## FREEZING LEVEL

P	Height	H_max	H_min
597	4431	6740	2490

## FIRST TROPOPAUSE

P	Height	Temp

## SECOND TROPOPAUSE

P	Height	Temp
96	16862	-74.7

PRESSURE	HEIGHT	Hmax	Hmin	TEMP	TMAX	TMIN	DEWPT	DIR	VELO	U	V	VM
SURFACE	1003.5	1010	992	24.8	29.8	19.4	23.3	151	1.3	-0.6	1.1	1.9
1000	52	103	-32	25.2	31.9	8	23.4	165	1.1	-0.3	1.1	2.3
950	490	576	380	24.7	31.8	7.2	21.7	191	3.7	0.7	3.6	5.6
925	729	794	637	23.9	30.6	6.6	20.3	207	3.7	1.7	3.3	5.4
900	972	1037	877	22.6	30.4	6.2	18.5	211	4.5	2.3	3.9	6.3
850	1468	1534	1373	20	30.2	3.8	14.9	223	4.8	3.3	3.5	6.5
800	1990	2074	1881	17.1	27.2	2.8	10.8	238	5.1	4.3	2.7	6.8
750	2532	2614	2400	13.8	25.4	2.2	6.7	250	5.3	5	1.8	7.5
700	3116	3239	2961	10.1	19.2	0.3	2.5	261	5.8	5.7	0.9	8.4
650	3723	3825	3558	6.1	19.7	-2.5	-2.2	265	6.3	6.3	0.5	9.3
600	4379	4487	4193	2.2	23.5	-10.3	-7	267	6.4	6.4	0.3	9.4
550	5084	5213	4877	-1.4	7.4	-9.9	-11.4	266	6.3	6.3	0.4	9.3
500	5831	5972	5617	-5.2	6	-13.1	-16.1	265	6.7	6.7	0.6	9.6
450	6655	6830	6417	-9.7	-0.9	-18.1	-20.4	261	7.3	7.2	1.1	10
400	7553	7722	7291	-14.9	-6.1	-27.7	-25.9	259	7.8	7.7	1.5	10.7
350	8550	8740	8258	-21.2	-11.7	-37.9	-32.2	256	8.5	8.2	2.1	11.2
300	9673	9900	9335	-28.8	-15.3	-42.3	-40	252	9.2	8.8	2.8	12
250	10953	11213	10573	-38.3	-16.9	-52.4	-50.9	249	9.5	8.9	3.4	12.1
200	12450	12752	12040	-49.8	-40.3	-63.9	-62.8	246	9.4	8.6	3.9	12
175	13310	13636	12888	-56.3	-46.1	-69.8	-61.5	245	8.5	7.7	3.6	10.7
150	14273	14634	13832	-63.1	-50.4	-74.3	-71.1	244	6.9	6.2	3	9.2
125	15374	15776	14916	-70.1	-59.1	-82.9		247	4.6	4.2	1.8	7.1
100	16679	17179	16237	-75.2	-60.7	-88.5		258	2.4	2.3	0.5	6
80	17972	18531	17533	-73.5	-52.5	-83.9		326	0.4	0.2	-0.3	4.3
70	18758	19330	18329	-69.6	-45.7	-83.5		338	0.5	0.2	-0.5	4.4
60	19272	19992	19271	-64.3	-41.9	-78.1		18	0.6	-0.2	-0.6	3.6
50	20811	21510	20392	-59	-35.4	-71.5		45	1.1	-0.8	-0.8	3.7
40	22224	23000	21758	-54	-36.1	-65.3		42	1.5	-1	-1.1	3.8
30	24081	24971	23593	-49.2	-33.1	-70.9		45	1.1	-0.8	-0.8	4.3
25	25263	25865	24785	-46.8	-34.5	-59.6		68	1.1	-1	-0.4	4.4
20	26734	27419	26229	-44.7	-30.1	-58.3		76	0.8	-0.8	-0.2	4
15	28652	29389	28091	-42.5	-26.5	-57.1		169	1	-0.2	1	4.2
10	31410	32153	30853	-39.6	-32.3	-47.9		178	2.9	-0.1	2.9	6.1
7	33792	34253	33442	-39.3	-33.3	-46.1		189	6.7	1	6.6	10.5

## FREEZING LEVEL

P	Height	H_max	H_min
569	4816	6651	3202

## FIRST TROPOPAUSE

P	Height	Temp

## SECOND TROPOPAUSE

P	Height	Temp
97	16885	-76.7

PRESSURE	HEIGHT	Hmax	Hmin	TEMP	TMAX	TMIN	DEWPT	DIR	VELO	U	V	VM
SURFACE	999.9	1007	988	26	29.6	20.8	24.6	161	2.1	-0.7	2	2.5
1000	32	92	-50	26.2	31.8	21	24.7	172	1.5	-0.2	1.5	2.5
950	463	561	350	25.1	33.4	19.2	23.3	185	5	0.4	5	6.8
925	705	781	611	24.1	31.1	18.2	22	201	4.8	1.7	4.5	6.9
900	945	1020	853	22.9	30.6	17	20.5	198	5.7	1.8	5.4	7.5
850	1442	1518	1344	20.4	28.6	13.4	17.6	206	5.3	2.3	4.8	7.3
800	1965	2051	1826	17.7	27.8	10.2	14.4	212	4.9	2.6	4.1	7.1
750	2512	2641	2366	14.8	22.4	4.6	11	218	4.2	2.6	3.3	6.9
700	3096	3194	2960	11.6	22.4	1.2	7.2	224	3.7	2.6	2.7	6.9
650	3710	3825	3521	8.3	18	-0.5	3	225	3.1	2.2	2.2	6.5
600	4370	4502	4200	4.9	14.8	-1.9	-1.1	225	2.7	1.9	1.9	6.1
550	5086	5240	4964	1.2	11.2	-9.7	-4.9	217	2.5	1.5	2	5.6
500	5839	6028	5703	-2.6	7.6	-9.6	-9.1	208	2.1	1	1.9	5.3
450	6673	6900	6540	-7	3.4	-19.7	-14.2	199	1.8	0.6	1.7	4.9
400	7581	7844	7427	-12.1	-1.3	-19.3	-20.3	198	1.9	0.6	1.8	4.8
350	8591	8900	8425	-18.3	-5.3	-26.9	-27.1	196	1.9	0.5	1.8	4.8
300	9726	9989	9536	-26.1	-14.9	-34.5	-35.4	180	1.5	0	1.5	5
250	11019	11330	10802	-35.9	-25	-45.7	-45.5	156	1	-0.4	0.9	5.2
200	12528	12899	12282	-48.4	-33.9	-58.3	-57.8	100	1.1	-1.1	0.2	5.5
175	13389	13804	13113	-55.7	-45	-68.9	-60.6	66	1.2	-1.1	-0.5	5.3
150	14352	14815	14029	-63.5	-50.9	-79	-65.8	59	2.1	-1.8	-1.1	5.4
125	15446	15970	15064	-71.5	-56.7	-85.6		57	2.7	-2.3	-1.5	5.2
100	16747	17400	16311	-76.4	-60.3	-88.5		63	3.5	-3.1	-1.6	5.5
80	18033	18697	17552	-73.4	-48.6	-86.2		66	4.2	-3.8	-1.7	5.7
70	18833	19514	18302	-69.1	-43.5	-86.8		63	4	-3.6	-1.8	6.1
60	18646	20055	19169	-64.2	-42.8	-79.5		69	4.3	-4	-1.5	6.1
50	20888	21656	20215	-58.5	-37.9	-81.2		63	4.4	-3.9	-2	6.4
40	22300	23034	21849	-53.5	-37.9	-75.8		59	4.4	-3.8	-2.3	6.6
30	24143	24870	23318	-49	-35.1	-71.8		61	4.5	-3.9	-2.2	6.8
25	25311	26090	24420	-47.2	-27.1	-81.3		63	4.5	-4	-2	6.9
20	26796	27813	25888	-45.3	-31.5	-68.6		65	4.3	-3.9	-1.8	7.3
15	28702	29653	27728	-42.9	-31.5	-53.7		63	3.5	-3.1	-1.6	7.2
10	31401	32527	30912	-40.4	-31.5	-45.9		69	3.6	-3.4	-1.3	5.6
7	33548	33925	33230	-39.1	-35.7	-41.6		4	5.6	-0.4	-5.6	11

## FREEZING LEVEL

P	Height	H_max	H_min
534	5325	6860	3140

## FIRST TROPOPAUSE

P	Height	Temp

## SECOND TROPOPAUSE

P	Height	Temp
99	16845	-77.9

PRESSURE	HEIGHT	Hmax	Hmin	TEMP	TMAX	TMIN	DEWPT	DIR	VELO	U	V	VM
SURFACE	1000	1008	957	25.9	28.2	22.6	24.6	165	2.3	-0.6	2.2	2.6
1000	30	82	-37	26.1	32.5	23	24.8	177	2.1	-0.1	2.1	3
950	462	532	370	24.8	32	19.2	23.2	182	5.3	0.2	5.3	7
925	700	764	625	23.6	29.9	16.2	22	192	4.8	1	4.7	7
900	945	1003	880	22.6	28.8	14	20.9	196	5.7	1.6	5.5	7.5
850	1442	1510	1371	20.1	26.6	12.1	18.1	202	5.3	2	4.9	7.3
800	1964	2040	1890	17.6	24.2	9.8	15.3	206	4.6	2	4.1	6.9
750	2513	2610	2408	14.8	22	7.4	12.3	209	3.9	1.9	3.4	6.7
700	3096	3190	3002	12	20.6	4.4	8.9	210	3.4	1.7	3	6.5
650	3713	3811	3604	9.1	17.4	2	5.4	206	2.8	1.2	2.5	5.8
600	4374	4490	4234	5.7	14.4	-4.1	1.5	193	2.2	0.5	2.1	5.1
550	5093	5225	4950	2	11.6	-6.9	-2.4	177	1.8	-0.1	1.8	4.9
500	5846	5986	5707	-2	5.8	-9.3	-6.8	164	1.8	-0.5	1.7	4.9
450	6683	6860	6532	-6.5	0.4	-15.9	-12.1	142	1.6	-1	1.3	4.6
400	7590	7772	7423	-11.6	-2.9	-22.5	-18.3	122	1.9	-1.6	1	4.8
350	8601	8790	8400	-17.9	-3.3	-29.5	-25.6	102	2.5	-2.4	0.5	5.2
300	9738	9983	9498	-25.8	-17.7	-37.3	-34	85	3.6	-3.6	-0.3	6
250	11034	11321	10731	-35.7	-25.7	-47.1	-44.7	75	4.9	-4.7	-1.3	7.3
200	12542	12848	12176	-48.4	-37.5	-61.1	-57.1	66	6.7	-6.1	-2.7	8.8
175	13406	13739	13000	-55.8	-44.6	-67.5	-59.7	62	7.2	-6.4	-3.4	9.4
150	14369	14732	14075	-63.8	-52.9	-76.7	-65.3	62	8.2	-7.2	-3.9	10.3
125	15462	15874	14965	-71.6	-58.1	-84.1	-79.2	68	9.4	-8.7	-3.6	11.1
100	16759	17226	16051	-75.6	-63.4	-88.9		72	10	-9.5	-3	11.5
80	18058	18532	17336	-71.3	-53.5	-89.7		73	9.8	-9.4	-2.9	11.2
70	18857	19380	18121	-67.1	-47.1	-81.1		76	9.1	-8.8	-2.2	10.3
60	18823	20021	19108	-62.9	-45.7	-80.4		77	8.5	-8.3	-1.9	9.8
50	20921	21471	20256	-58.6	-43.9	-76.8		78	7.9	-7.7	-1.7	9.1
40	22322	22880	21663	-55.2	-42.7	-67.3		81	8.5	-8.4	-1.4	9.9
30	24173	24810	23518	-51	-36.5	-63.3		79	8.1	-8	-1.5	10.6
25	25346	26100	24685	-49.5	-35.7	-63.8		77	6.9	-6.7	-1.6	9.6
20	26813	27592	26097	-47.6	-38.1	-60.4		81	6.3	-6.2	-1	9.1
15	28723	29491	27853	-45.5	-35.5	-60.8		79	6.1	-6	-1.2	9.9
10	31348	31997	30329	-43.4	-35.1	-59		92	9.6	-9.6	0.4	10.9
7	33668	34506	32227	-41.4	-31.9	-48		137	2.5	-1.7	1.8	2.4

## FREEZING LEVEL

P	Height	H_max	H_min
525	5468	6930	3992

## FIRST TROPOPAUSE

P	Height	Temp

## SECOND TROPOPAUSE

P	Height	Temp
103	16651	-77.2

PRESSURE	HEIGHT	Hmax	Hmin	TEMP	TMAX	TMIN	DEWPT	DIR	VELO	U	V	VM
SURFACE	1001.1	1009	992	25.9	29	23.6	23.9	155	1.7	-0.7	1.5	1.9
1000	38	93	-30	26.1	32.4	21.8	24.9	170	1.7	-0.3	1.7	2.5
950	471	583	390	24.9	32.6	17	23.2	174	4.5	-0.5	4.5	6.2
925	714	780	625	23.8	30.6	15.6	22	184	3.9	0.3	3.9	5.9
900	955	1020	885	22.7	30.2	14.6	20.6	181	4.7	0.1	4.7	6.6
850	1452	1518	1383	20.3	26.8	12	18	183	4.2	0.2	4.2	6.5
800	1974	2058	1900	17.7	24.2	8.9	15.2	182	3.7	0.1	3.7	6.2
750	2523	2611	2439	15	21	4.6	12.2	180	3.3	0	3.3	6.1
700	3107	3200	3010	12.1	19.2	1.1	8.9	176	3	-0.2	3	6
650	3724	3830	3620	9.1	16.8	2.3	5.2	167	2.8	-0.6	2.7	5.8
600	4386	4503	4289	5.7	13	-1.7	1.2	157	2.5	-1	2.3	5.4
550	5103	5260	4996	1.8	9.4	-8.1	-2.8	144	2.4	-1.4	1.9	5.1
500	5857	6009	5743	-2.2	5.4	-9.6	-7.4	133	2.5	-1.8	1.7	5.1
450	6693	6880	6527	-6.8	0.2	-15.7	-12.7	117	2.8	-2.5	1.3	5.1
400	7599	7828	7414	-12	-5.3	-25.3	-19.2	109	3.4	-3.2	1.1	5.4
350	8608	8880	8320	-18.4	-9.5	-33.3	-26.4	98	4.2	-4.2	0.6	5.9
300	9743	9996	9475	-26.2	-14.3	-43.1	-34.8	89	5.2	-5.2	-0.1	6.9
250	11036	11339	10668	-36.4	-27.3	-55.8	-45.2	79	6.5	-6.4	-1.2	8.1
200	12540	12889	12052	-49.2	-39.7	-66.4	-58.6	69	8.3	-7.7	-3	9.8
175	13398	13773	12844	-56.6	-45.5	-72.1	-60.1	69	9.1	-8.5	-3.3	10.8
150	14359	14759	13744	-64.3	-51.3	-77.8	-65.4	66	10.1	-9.2	-4.1	11.8
125	15455	15885	14843	-71.6	-58.1	-82.5		69	10.6	-9.9	-3.8	12.2
100	16758	17224	16162	-74.9	-58.3	-89		74	11.1	-10.7	-3.1	12.4
80	18062	18532	17508	-70.4	-46.1	-83.3		79	10.7	-10.5	-2	11.8
70	18860	19295	18220	-66.4	-50.1	-76.7		79	9.9	-9.7	-1.8	11
60	18409	19991	19305	-62.2	-46.8	-75.9		82	9.5	-9.4	-1.3	10.4
50	20933	21379	20471	-58.2	-41.9	-69.9		84	10.1	-10	-1.1	11.2
40	22352	22784	21994	-54.6	-35.1	-67.3		86	9.8	-9.8	-0.7	11
30	24205	24696	23779	-51.3	-34.1	-60.7		87	11	-11	-0.5	11.7
25	25365	25950	24923	-49.8	-37.5	-59.7		87	12.1	-12.1	-0.6	12.7
20	26824	27441	26348	-48.5	-31.1	-59.5		90	13.6	-13.6	0	13.9
15	28709	29433	28204	-46.4	-34.1	-63.7		88	11.7	-11.7	-0.4	11.8
10	31178	31687	30655	-45.1	-37.7	-56.3		86	8.1	-8.1	-0.6	8.2
7	33215	33283	33076	-44.9	-36	-55.3						

## FREEZING LEVEL

P	Height	H_max	H_min
527	5449	6850	1620

## FIRST TROPOPAUSE

P	Height	Temp

## SECOND TROPOPAUSE

P	Height	Temp
105	16567	-76.6



PRESSURE	HEIGHT	H max	H min	TEMP	TMAX	TMIN	DEWPT	DIR	VELO	U	V	VM
SURFACE	1004.6	1011	993	25.4	29	21.6	24.3	158	1.1	-0.4	1	1.4
1000	59	118	-2	25.6	32.6	21.1	24.4	168	1.4	-0.3	1.4	2.1
950	499	599	400	24.7	31.8	18.5	22.4	178	3.3	-0.1	3.3	5
925	739	795	635	23.7	30.2	15.9	20.8	182	2.7	0.1	2.7	4.7
900	983	1045	872	22.4	29	13.1	19.4	187	3.2	0.4	3.2	5.2
850	1479	1543	1366	19.8	28.4	8.4	16.6	194	2.9	0.7	2.8	5.1
800	2000	2069	1885	17	26.4	5.1	13.4	197	2.8	0.8	2.7	5.1
750	2544	2660	2432	14.1	22.4	5.2	10.2	197	2.7	0.8	2.6	5.1
700	3129	3219	3016	11.2	19.8	1.8	6.6	198	2.5	0.8	2.4	5.2
650	3741	3850	3611	8.1	18.4	-1.3	2.9	198	2.3	0.7	2.2	4.9
600	4402	4521	4242	4.5	12.2	-6.5	-1.1	201	1.9	0.7	1.8	4.5
550	5116	5300	4978	0.8	8.4	-6.6	-5.1	199	1.8	0.6	1.7	4.4
500	5868	6010	5700	-3.3	4	-9.5	-9.4	198	1.6	0.5	1.5	4.3
450	6699	6890	6523	-7.8	-0.5	-14.5	-14.7	184	1.3	0.1	1.3	4.1
400	7604	7776	7426	-13.1	-5.5	-22.3	-20.7	160	1.2	-0.4	1.1	4.3
350	8608	8850	8376	-19.4	-10.7	-29.5	-27.8	146	1.1	-0.6	0.9	4.3
300	9739	9995	9532	-27.4	-17.5	-38.3	-36	125	1.2	-1	0.7	4.8
250	11024	11340	10770	-37.6	-25.3	-50.1	-46.4	102	1.4	-1.4	0.3	5.2
200	12524	12837	12185	-50.3	-40.3	-63.1	-59.7	74	1.9	-1.8	-0.5	6.1
175	13382	13730	12992	-57.4	-46.3	-69.7	-62.1	63	2.2	-2	-1	6.6
150	14336	14729	13901	-65	-53.3	-82.4	-68.5	65	2.6	-2.4	-1.1	6.6
125	15426	15865	14964	-72.2	-58.1	-87.2		77	3.6	-3.5	-0.8	6.5
100	16719	17248	16079	-75.6	-64.3	-86.9		83	4.8	-4.8	-0.6	7
80	18022	18627	17380	-71.2	-57.5	-81.5		78	5.5	-5.4	-1.1	7
70	18822	19500	18194	-67.1	-51.9	-79.5		81	5.8	-5.7	-0.9	7.1
60	18710	20102	19144	-62.8	-47.1	-73.9		89	5.8	-5.8	-0.1	7
50	20887	21599	20286	-58.5	-43.9	-75.5		89	5.7	-5.7	-0.1	6.8
40	22286	22909	21672	-54.7	-38	-67.7		90	6	-6	0	6.6
30	24126	24875	23491	-50.9	-31.1	-61.5		88	7.5	-7.5	-0.2	8.2
25	25314	26040	24772	-48.7	-31	-61.9		89	7.4	-7.4	-0.1	8.4
20	26774	27375	26209	-46.5	-30.9	-58.3		89	7.5	-7.5	-0.1	8.4
15	28633	29175	28067	-44.6	-30.6	-60.8		88	12.9	-12.9	-0.5	13.1
10	31209	31793	30480	-42	-29	-60.9		101	5.9	-5.8	1.1	6.2
7	33236	33720	32653	-41.2	-29.2	-48.9						

## FREEZING LEVEL

P	Height	H max	H min
541	5261	6750	3420

## FIRST TROPOPAUSE

P	Height	Temp

## SECOND TROPOPAUSE

P	Height	Temp
103	16584	-77.2

PRESSURE	HEIGHT	H max	H min	TEMP	TMAX	TMIN	DEWPT	DIR	VELO	U	V	VM
SURFACE	1008.5	1015	999	23.3	29	17	22.3	153	0.2	-0.1	0.2	0.6
1000	89	143	22	24	33.4	17.4	22.3	90	0.4	-0.4	0	1.6
950	528	594	419	23.8	31.4	16	19.3	90	0.4	-0.4	0	3.2
925	772	828	690	22.6	30.2	14.6	17.4	63	0.2	-0.2	-0.1	2.9
900	1011	1066	932	21.4	29.4	13.2	15.5	180	0.2	0	0.2	3.5
850	1505	1573	1419	18.6	26.4	8.2	11.5	220	0.8	0.5	0.6	3.8
800	2022	2090	1920	15.7	24.4	5.9	7.7	223	1.6	1.1	1.2	4.2
750	2562	2660	2451	12.6	21.8	4.6	4.1	227	2.5	1.8	1.7	4.8
700	3143	3234	3040	9.5	19.6	1.4	0.5	230	3.1	2.4	2	5.5
650	3751	3865	3641	6.4	16.2	-3.2	-2.6	237	3.8	3.2	2.1	5.9
600	4407	4536	4268	3	12.6	-5.8	-6.4	244	4.3	3.9	1.9	6.2
550	5115	5241	4985	-0.7	8.2	-9.1	-10.4	248	5	4.6	1.9	6.8
500	5863	6034	5701	-4.9	3.4	-13.3	-14.9	247	5.4	5	2.1	7.2
450	6687	6840	6525	-9.7	-1.7	-18.9	-20	248	5.9	5.5	2.2	7.6
400	7584	7758	7403	-15.2	-6.1	-25.5	-25.8	249	6.6	6.1	2.4	8.4
350	8580	8800	8351	-21.8	-11.3	-30.5	-32.3	249	7.1	6.6	2.5	8.7
300	9699	9932	9476	-29.8	-20.1	-39.9	-41.6	249	7.4	6.9	2.7	9.1
250	10974	11242	10720	-39.7	-29.5	-50.2	-52.1	249	7.4	6.9	2.6	9.1
200	12460	12792	12170	-51.7	-41.3	-63.3	-64.4	250	7	6.6	2.4	9
175	13312	13681	12996	-58.5	-47.7	-75.1	-64.3	249	6.5	6.1	2.3	8.4
150	14262	14676	13890	-65.7	-54.3	-84.1	-67.6	246	5.8	5.3	2.4	7.7
125	15349	15812	14909	-72.6	-60.5	-87.5		251	4.6	4.4	1.5	6.5
100	16638	17152	15985	-75.6	-58.3	-87.5		252	3.2	3	1	5.1
80	17937	18470	17200	-70.9	-48.6	-82.5		270	1	1	0	3.8
70	18739	19340	17500	-66.4	-41.8	-81.7		360	0.4	0	-0.4	3.7
60	18967	19995	19000	-61.8	-39.1	-77.1		37	0.5	-0.3	-0.4	3.4
50	20814	21374	19792	-58.1	-42.3	-72.1		72	0.9	-0.9	-0.3	2.9
40	22224	22887	21215	-54.4	-38.7	-66.9		50	0.8	-0.6	-0.5	3.4
30	24073	24883	23050	-50.7	-31.1	-63.5		67	1.3	-1.2	-0.5	3.7
25	25234	25985	24177	-49.4	-33.6	-61.9		90	1.7	-1.7	0	3.7
20	26699	27523	25642	-47.1	-36.2	-59.7		101	2	-2	0.4	3.8
15	28550	29537	27471	-45.6	-31.5	-57.7		100	2.9	-2.9	0.5	4.8
10	31148	32006	29989	-41.7	-32.6	-53.3		73	2.4	-2.3	-0.7	6.4
7	33041	34180	32084	-38.3	-33.3	-47.7		189	7.4	1.2	7.3	7.8

## FREEZING LEVEL

P	Height	H max	H min
561	4982	6800	3266

## FIRST TROPOPAUSE

P	Height	Temp

## SECOND TROPOPAUSE

P	Height	Temp
105	16456	-77.3

PRESSURE	HEIGHT	H max	H min	TEMP	TMAX	TMIN	DEWPT	DIR	VELO	U	V	VM
SURFACE	1011.5	1018	1003	18.1	25.4	9.6	17.1	90	0.1	-0.1	0	0.2
1000	114	172	43	20.1	29.8	10.6	17.6	29	1	-0.5	-0.9	1.9
950	551	617	440	21.2	28.2	10	14.2	31	1.7	-0.9	-1.5	2.9
925	788	847	680	19.8	28.6	8	12.3	27	1.3	-0.6	-1.2	2.7
900	1025	1093	948	18.5	27.4	6.4	9.8	22	1.1	-0.4	-1	3
850	1513	1597	1427	15.6	25.2	5	5.4	307	0.5	0.4	-0.3	3.5
800	2025	2125	1926	12.8	22	2.4	1.4	253	1.4	1.3	0.4	4.3
750	2562	2680	2486	10	19.2	-4.5	-2.7	250	2.7	2.5	0.9	5.4
700	3135	3264	3004	7.3	15.6	-1.9	-5.9	255	4.2	4.1	1.1	6.8
650	3738	3895	3615	4.4	12.8	-5.1	-9.3	258	5.6	5.5	1.2	8.2
600	4388	4556	4215	1.1	9.4	-8.7	-12.5	257	7.2	7	1.6	9.8
550	5089	5270	4905	-2.7	6.2	-13.1	-15.8	256	8.5	8.3	2	11.1
500	5831	6016	5606	-7.3	2.8	-18.1	-20.1	257	10	9.7	2.3	12.8
450	6646	6850	6473	-12.4	-0.9	-25.7	-24.3	255	11.2	10.8	2.9	14.2
400	7535	7757	7309	-18.1	-8.7	-35.1	-31.4	255	12.4	12	3.3	15.6
350	8520	8790	8260	-24.5	-14.9	-40.5	-37.5	252	13.5	12.9	4.1	17
300	9628	9897	9298	-32.1	-22.1	-45.9	-45	251	15.1	14.2	5	18.9
250	10891	11197	10607	-41.5	-29.5	-54.1	-55.5	248	15.5	14.4	5.7	18.9
200	12367	12729	12044	-52.8	-40.1	-64.9	-66.4	246	15.5	14.2	6.2	19.1
175	13213	13613	12872	-59.3	-46.3	-70.1	-62.7	247	13.3	12.2	5.2	16.3
150	14159	14612	13774	-65.9	-52.3	-76.5	-67.3	250	12.2	11.5	4.2	14.9
125	15245	15778	14813	-72	-52.5	-88		249	9.8	9.2	3.5	12.2
100	16543	17189	16005	-75.7	-57.9	-86.6		256	5.8	5.6	1.4	8.3
80	17833	18594	17341	-72.6	-53.7	-86.6		247	3.3	3	1.3	5.7
70	18634	19450	18232	-68.9	-51.4	-80.1		236	2.3	1.9	1.3	4.5
60	19341	19980	19113	-64.2	-46.4	-80.9		202	1.6	0.6	1.5	3.6
50	20686	21393	20207	-59.5	-44.4	-78.9		246	1.2	1.1	0.5	3.4
40	22076	22829	21586	-55.5	-38.5	-80.5		249	0.9	0.8	0.3	3.7
30	23915	24705	23403	-51.9	-34.5	-79.2		247	0.8	0.7	0.3	2.9
25	25069	25900	24436	-50.6	-31.2	-83.1		225	0.8	0.6	0.6	2.3
20	26505	27424	25709	-49	-26.4	-75.6		216	1.4	0.8	1.1	3.3
15	28355	28970	27174	-46.7	-17	-80.3		207	2.2	1	2	2.9
10	30876	31767	29509	-43.2	-32	-75		225	5.2	3.7	3.7	7.1
7	32921	33520	32547	-38.1	-29.3	-47.9		230	6	4.6	3.9	9.6

## FREEZING LEVEL

P	Height	H_max	H_min
585	4606	6500	2700

## FIRST TROPOPAUSE

P	Height	Temp

## SECOND TROPOPAUSE

P	Height	Temp
103	16449	-76.7

PRESSURE	HEIGHT	H max	H min	TEMP	TMAX	TMIN	DEWPT	DIR	VELO	U	V	VM
SURFACE	1013.8	1020	1007	13.1	25.8	6.4	12	0	0	0	0	0.1
1000	132	186	49	15.7	26.8	9.4	13	24	1	-0.4	-0.9	1.9
950	562	634	480	17.6	24.8	7.4	10.2	32	1.3	-0.7	-1.1	2.6
925	794	839	680	16.2	24.6	6.2	8.5	29	1	-0.5	-0.9	2.3
900	1030	1094	926	14.8	26.4	5.8	5.9	16	0.7	-0.2	-0.7	2.9
850	1512	1580	1410	12.2	23	4.2	0.4	291	0.9	0.8	-0.3	3.7
800	2018	2094	1918	10.2	19.4	2.3	-5	273	2.1	2.1	-0.1	4.8
750	2552	2660	2436	8.2	17.6	-0.1	-7.8	270	4	4	0	6.6
700	3119	3211	2991	6	17	-3.9	-10.4	270	6	6	0	8.7
650	3721	3850	3588	3.2	15	-5.9	-12.7	269	7.7	7.7	0.2	10.5
600	4368	4509	4232	-0.2	10.6	-10.9	-17.1	266	9.4	9.4	0.7	12.2
550	5064	5225	4921	-4.3	5	-17.9	-21.8	263	11.1	11	1.3	14
500	5802	5994	5659	-9	1.8	-25.3	-25.5	261	12.1	12	1.9	15.6
450	6610	6810	6425	-14.3	-1.9	-32.5	-30.4	261	14.2	14	2.3	17.8
400	7492	7739	7245	-20.3	-7.9	-38.3	-34.2	260	16.4	16.1	2.9	20.3
350	8466	8730	8148	-27	-11.5	-45.1	-40.6	261	17.9	17.7	2.9	22
300	9560	9877	9162	-34.7	-20.5	-50.5	-47.3	260	19.2	18.9	3.5	23.3
250	10811	11223	10339	-43.6	-29.5	-56.5	-56.9	257	19.4	18.9	4.5	23.3
200	12277	12760	11747	-53.7	-39.1	-66.9	-67.1	255	16.8	16.2	4.4	20.3
175	13124	13642	12585	-59.3	-43.1	-71.5	-62.3	254	14.4	13.8	4	17.3
150	14077	14626	13539	-64.7	-51.3	-77.4	-69.5	252	11.5	11	3.5	14.5
125	15179	15747	14656	-69.4	-55.5	-86.7		243	8	7.2	3.6	11
100	16493	17060	15962	-73.5	-57.5	-87.7		241	5.6	4.9	2.7	8.1
80	17787	18454	17250	-72.4	-57.1	-83.7		212	3.2	1.7	2.7	5.5
70	18578	19275	18039	-70.2	-55.1	-83.5		213	3	1.6	2.5	4.8
60	19335	19928	18928	-66.1	-50.8	-82.5		211	2.1	1.1	1.8	4.8
50	20609	21451	20151	-61.4	-44.7	-79.8		212	1.3	0.7	1.1	5
40	22000	22902	21492	-57	-41.3	-73.5		162	0.9	-0.3	0.9	4.7
30	23821	24791	23208	-53.2	-31.9	-69.2		50	0.8	-0.6	-0.5	2.5
25	24985	25997	24285	-51.1	-31	-70.5		56	0.4	-0.3	-0.2	2.6
20	26405	27480	25595	-50	-31.3	-71.4		131	0.9	-0.7	0.6	2.8
15	28257	29363	27201	-47.7	-28.7	-72.6		111	0.9	-0.8	0.3	1.8
10	30919	31784	29618	-45.6	-34.7	-72		177	2	-0.1	2	2.3
7	32922	33208	32632	-40.8	-31.3	-50.9		174	19.2	-2.1	19.1	20.3

## FREEZING LEVEL

P	Height	H_max	H_min
607	4300	6350	2450

## FIRST TROPOPAUSE

P	Height	Temp

## SECOND TROPOPAUSE

P	Height	Temp
100	16592	-74.7