



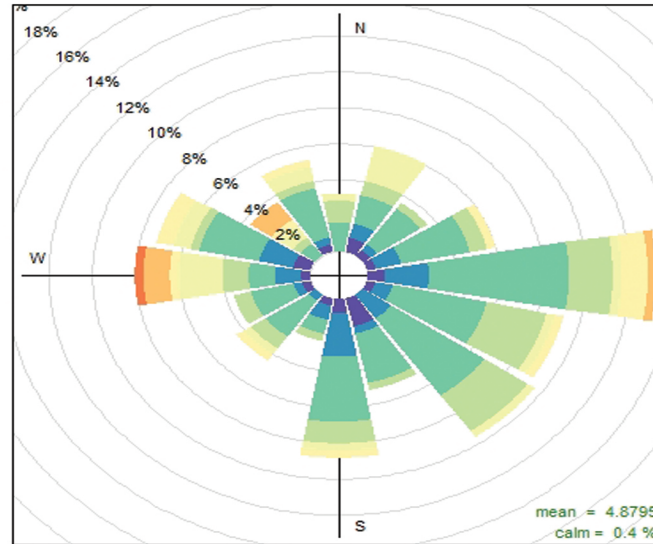
भारत सरकार / GOVERNMENT OF INDIA

पृथ्वी विज्ञान मंत्रालय/ MINISTRY OF EARTH SCIENCES

भारत मौसम विज्ञान भवन / INDIA METEOROLOGICAL DEPARTMENT

रेडियो सौण्डे और रेडियो विंड के मासिक सामान्य मूल्य (१९८१ - २०१०)
तथा मासिक उपरिवायु के पवन दिग्दर्शक आरेख (२००० - २०१५)

MONTHLY NORMALS OF RADIOSONDE AND RADIOWIND (1981-2010) AND
MONTHLY UPPER AIR WINDROSE DIAGRAMS (2000-2015)



अहमदाबाद

AHMEDABAD

सितम्बर २०२०

SEPTEMBER 2020



भारत सरकार / GOVERNMENT OF INDIA
पृथ्वी विज्ञान मंत्रालय/ MINISTRY OF EARTH SCIENCES
भारत मौसम विज्ञान भवन / INDIA METEOROLOGICAL DEPARTMENT

रेडियो सौण्डे और रेडियो विंड के मासिक सामान्य मूल्य (१९८१ - २०१०)
तथा मासिक उपरिवायु के पवन दिग्दर्शक आरेख (२००० - २०१५)

MONTHLY NORMALS OF RADIOSONDE AND RADIOWIND (1981-2010) AND
MONTHLY UPPER AIR WINDROSE DIAGRAMS (2000-2015)

अहमदाबाद
AHMEDABAD

जलवायु आंकड़ा प्रबंधन समूह /CLIMATE DATA MANAGEMENT AND SERVICES GROUP
जलवायु अनुसंधान एवं सेवाएँ कार्यालय पुणे /OFFICE OF HEAD CLIMATE RESEARCH & SERVICES PUNE

सितम्बर २०२०
SEPTEMBER 2020

PREFACE

India Meteorological Department (IMD), Ministry of Earth Sciences, brings out publications on varied meteorological topics. Normals of Radiosonde and Radiowind data has been published by the Climate Data Management and Services Group (CDMS), Office of Climate Research and Services (C R & S), IMD Pune since 1979. Four such publications have been published till date. The present publication 'Monthly Normals of Radiosonde and Radiowind (1981-2010) and Monthly Upper Air Windrose Diagrams (2000-2015)' is prepared using 0000 UTC (0530 IST) observation data from 35 Radiosonde and Radiowind (RS/RW) Upper Air stations for the period 1981-2010 and wind profile data of 34 RS/RW stations for the period 2000-2015 at eight different levels (1000, 925, 850, 700, 500, 300, 200, 100 hPa). The wind rose diagrams are prepared using R software after processing the RS/RW data by applying various quality checks. The present publication provides the climatology of different meteorological parameters at various levels over the **Ahmedabad** (Latitude 23⁰ 04'N, Longitude 72⁰ 38'E).

The first part of this publication contains wind roses which provide comprehensive wind frequency information from each direction with various ranges of wind speed. Wind rose is a graphical tool prepared in order to summarise the information about wind speed and wind direction for the station. The tables adjoining to each wind rose diagrams contain information of frequency of occurrence of wind speed in percentage at different ranges of wind direction. In wind roses, the most regular structure comprises of a circle from which eight or sixteen lines come out, one for each direction. The length of each line denotes the occurrence of wind from that direction and the occurrence of calm conditions is entered in the centre. The wind rose diagrams prepared in this publication will be an essential source of information to the distribution pattern of wind direction and wind speed over the station. The information generated in this publication regarding wind roses is expected to be useful and have several applications in the fields such as environmental impact assessment, industrial emissions measurements, wind energy, agriculture engineering, ambient air monitoring, air quality measurements, air dispersion modelling, etc.

The second part of the publication contains information related to station normals which comprises of altitude of standard pressure levels (mean, highest and lowest), normal values of upper air temperatures (mean, highest, lowest and dew point), resultant wind direction, resultant wind velocity and scalar wind speed at standard pressure levels. Besides, it also contains normal values of pressure and altitude of freezing level and pressure, altitude and temperature of tropopause.

The entire work of this publication has been done by a group of officers and staff members led by Shri Nahush Kulkarni, Scientist- C, Climate Data and Monitoring Group (CDMG), O/o Climate Research & Services (CR&S), IMD Pune under the guidance of Shri. A.D. Tathe, Scientist E, Group Head Climate Data Management Group (CDMG). The valuable contributions were made by Shri. G.S. Dhekane, Met-B, Shri. S.H. Bhagwat, Shri. R.V. Ghoge, Smt. Gita Harikumar Smt. Vaishali Jadhav, Smt. Hasina Nisar, Met A and S.H. Sangale S.A. towards the preparation of this publication. It is hoped that the information from this publication will be useful to the scientific community and operational activities at their particular stations.

(Dr. D.S. Pai)
Head CRS IMD Pune

Table of content

SN	Items	Page number
1	Windrose diagram and table for level of 1000 hpa and 925 hpa for January	<u>1</u>
2	Windrose diagram and table for level of 850 hpa and 700 hpa for January	<u>2</u>
3	Windrose diagram and table for level of 500 hpa and 300 hpa for January	<u>3</u>
4	Windrose diagram and table for level of 200 hpa and 100 hpa for January	<u>4</u>
5	Windrose diagram and table for level of 1000 hpa and 925 hpa for February	<u>5</u>
6	Windrose diagram and table for level of 850 hpa and 700 hpa for February	<u>6</u>
7	Windrose diagram and table for level of 500 hpa and 300 hpa for February	<u>7</u>
8	Windrose diagram and table for level of 200 hpa and 100 hpa for February	<u>8</u>
9	Windrose diagram and table for level of 1000 hpa and 925 hpa for March	<u>9</u>
10	Windrose diagram and table for level of 850 hpa and 700 hpa for March	<u>10</u>
11	Windrose diagram and table for level of 500 hpa and 300 hpa for March	<u>11</u>
12	Windrose diagram and table for level of 200 hpa and 100 hpa for March	<u>12</u>
13	Windrose diagram and table for level of 1000 hpa and 925 hpa for April	<u>13</u>
14	Windrose diagram and table for level of 850 hpa and 700 hpa for April	<u>14</u>
15	Windrose diagram and table for level of 500 hpa and 300 hpa for April	<u>15</u>
16	Windrose diagram and table for level of 200 hpa and 100 hpa for April	<u>16</u>
17	Windrose diagram and table for level of 1000 hpa and 925 hpa for May	<u>17</u>
18	Windrose diagram and table for level of 850 hpa and 700 hpa for May	<u>18</u>
19	Windrose diagram and table for level of 500 hpa and 300 hpa for May	<u>19</u>
20	Windrose diagram and table for level of 200 hpa and 100 hpa for May	<u>20</u>
21	Windrose diagram and table for level of 1000 hpa and 925 hpa for June	<u>21</u>
22	Windrose diagram and table for level of 850 hpa and 700 hpa for June	<u>22</u>
23	Windrose diagram and table for level of 500 hpa and 300 hpa for June	<u>23</u>
24	Windrose diagram and table for level of 200 hpa and 100 hpa for June	<u>24</u>

SN	Items	Page number
25	Windrose diagram and table for level of 1000 hpa and 925 hpa for July	<u>25</u>
26	Windrose diagram and table for level of 850 hpa and 700 hpa for July	<u>26</u>
27	Windrose diagram and table for level of 500 hpa and 300 hpa for July	<u>27</u>
28	Windrose diagram and table for level of 200 hpa and 100 hpa for July	<u>28</u>
29	Windrose diagram and table for level of 1000 hpa and 925 hpa for August	<u>29</u>
30	Windrose diagram and table for level of 850 hpa and 700 hpa for August	<u>30</u>
31	Windrose diagram and table for level of 500 hpa and 300 hpa for August	<u>31</u>
32	Windrose diagram and table for level of 200 hpa and 100 hpa for August	<u>32</u>
33	Windrose diagram and table for level of 1000 hpa and 925 hpa for September	<u>33</u>
34	Windrose diagram and table for level of 850 hpa and 700 hpa for September	<u>34</u>
35	Windrose diagram and table for level of 500 hpa and 300 hpa for September	<u>35</u>
36	Windrose diagram and table for level of 200 hpa and 100 hpa for September	<u>36</u>
37	Windrose diagram and table for level of 1000 hpa and 925 hpa for October	<u>37</u>
38	Windrose diagram and table for level of 850 hpa and 700 hpa for October	<u>38</u>
39	Windrose diagram and table for level of 500 hpa and 300 hpa for October	<u>39</u>
40	Windrose diagram and table for level of 200 hpa and 100 hpa for October	<u>40</u>
41	Windrose diagram and table for level of 1000 hpa and 925 hpa for November	<u>41</u>
42	Windrose diagram and table for level of 850 hpa and 700 hpa for November	<u>42</u>
43	Windrose diagram and table for level of 500 hpa and 300 hpa for November	<u>43</u>
44	Windrose diagram and table for level of 200 hpa and 100 hpa for November	<u>44</u>
45	Windrose diagram and table for level of 1000 hpa and 925 hpa for December	<u>45</u>
46	Windrose diagram and table for level of 850 hpa and 700 hpa for December	<u>46</u>
47	Windrose diagram and table for level of 500 hpa and 300 hpa for December	<u>47</u>
48	Windrose diagram and table for level of 200 hpa and 100 hpa for December	<u>48</u>

SN	Items	Page number
49	Monthly normals for the month January	<u>49</u>
50	Monthly normals for the month February	<u>50</u>
51	Monthly normals for the month March	<u>51</u>
52	Monthly normals for the month April	<u>52</u>
53	Monthly normals for the month May	<u>53</u>
54	Monthly normals for the month June	<u>54</u>
55	Monthly normals for the month July	<u>55</u>
56	Monthly normals for the month August	<u>56</u>
57	Monthly normals for the month September	<u>57</u>
58	Monthly normals for the month October	<u>58</u>
59	Monthly normals for the month November	<u>59</u>
60	Monthly normals for the month December	<u>60</u>

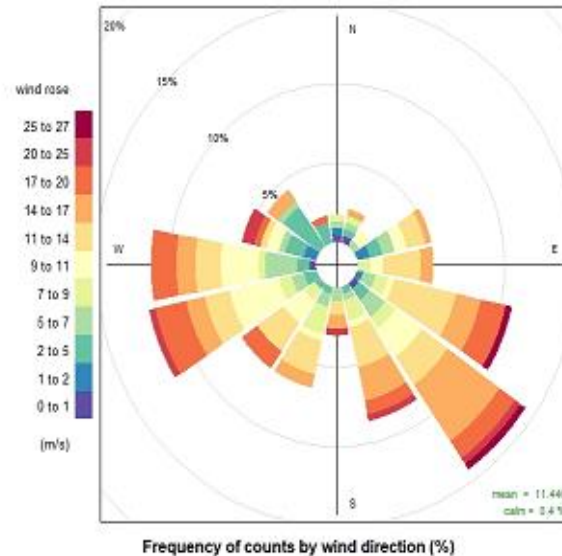
Description of various terms used in the table (Normals of Radiosonde data)

SN.	Terms	Description
1	PRESSURE	Standard Pressure levels in hPa (1000 to 7 hPa)
2	HEIGHT	Mean altitude of isobaric levels in gpm.
3	Hmax	Highest altitude of monthly mean values in gpm.
4	Hmin	Lowest altitude of monthly mean values in gpm.
5	TEMP	Mean dry bulb air temperature in °C.
6	TMAX	Highest value of temperature in °C observed at particular isobaric level
7	TMIN	Lowest value of temperature in °C observed at particular isobaric level
8	DEWPT	Mean dew point temperature in °C.
9	DIR	Mean resultant wind direction in degrees .
10	VELO	Mean resultant wind velocity in mps (vector mean).
11	U	The resolved part of wind velocity in East direction (East component)
12	V	The resolved part of wind velocity in North direction (North component)
13	VM	Mean wind speed irrespective of direction in mps (scalar mean).
14	P	Mean pressure of freezing and tropopause levels in hPa .
15	Height	Altitude of freezing and tropopause levels in gpm .
16	H_max	Highest altitude of freezing level of monthly mean values in gpm.
17	H_min	Lowest altitude of freezing level of monthly mean values in gpm .
18	SURFACE	Station level atmospheric pressure in hPa.
19	FIRST TROPOPAUSE	Tropopause observed at altitude less than 14 Km .
20	SECOND TROPOPAUSE	Tropopause observed at altitude more than 14 Km .

Description of terms used in the table (Wind rose table)

1	Speed	Range of wind velocity in mps
2	Direction	Range of wind direction in degrees

Interpretation of wind rose diagrams:



A wind rose diagrams at different upper air levels gives a very concise but information-laden view of how wind speed and direction are typically distributed at a particular location and month.

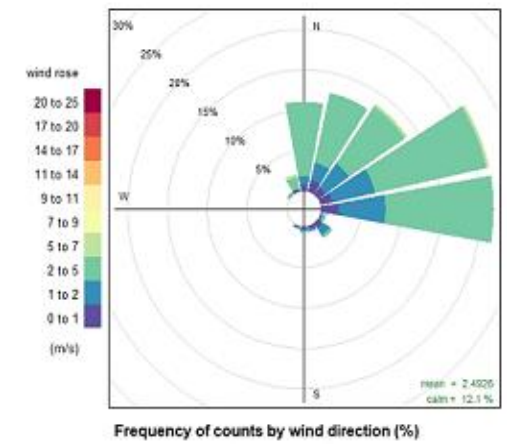
- The diagrams normally comprises of 8, 16 or 32 radiating spokes, which represent wind directions in terms of the cardinal wind directions (North East South West) and their intermediate directions.
- Presented in a circular format, the wind rose shows the frequency of winds blowing FROM particular directions.
- The length of each "spoke" around the circle is related to the frequency of time that the wind blows from a particular direction and each of the spokes are color-coded along their length to indicate the speed of the wind.
- Each concentric circle represents a different frequency, emanating from zero at the centre to increasing frequencies at the outer circles.
- The circular format of the wind rose shows the direction the winds blew from and the length of each "spoke" around the circle shows how often the wind blew from that direction.

Ahmedabad

January

1000 hPa level

Speed Direction	calm	0-1	1-2	2-5	5-7	7-9	9-11	11-14	14-17	17-20	20-25	25 +
349-11	12	0.7	1.1	9.2	0	0	0	0	0	0	0	0
12-33		1.5	2.2	8.8	0	0	0	0	0	0	0	0
34-56		1.1	3.7	8.5	0.4	0	0	0	0	0	0	0
57-78		1.5	5.5	14.3	0.4	0	0	0	0	0	0	0
79-101		2.2	5.9	13.6	0	0	0	0	0	0	0	0
102-123		0	0.4	0.4	0	0	0	0	0	0	0	0
124-146		0.7	1.1	0.4	0	0	0	0	0	0	0	0
147-168		0	0.4	0	0	0	0	0	0	0	0	0
168-191		0.7	0.4	0	0	0	0	0	0	0	0	0
192-213		0	0.4	0	0	0	0	0	0	0	0	0
214-236		0	0	0	0	0	0	0	0	0	0	0
237-258		0	0	0	0	0	0	0	0	0	0	0
259-281		0	0	0	0	0	0	0	0	0	0	0
282-303		0	0	0	0	0	0	0	0	0	0	0
304-326		0	0	0.4	0	0	0	0	0	0	0	0
327-348		0.4	0	1.5	0.4	0	0	0	0	0	0	0

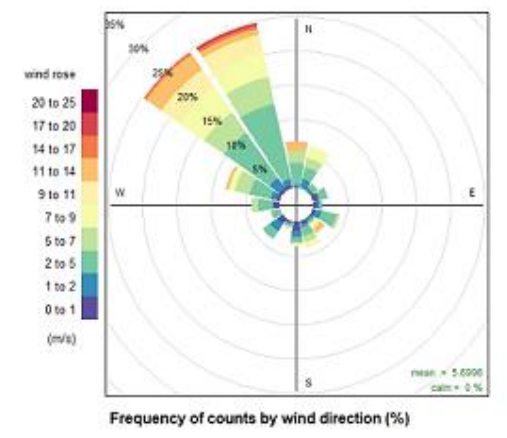


Ahmedabad

January

925 hPa level

Speed Direction	calm	0-1	1-2	2-5	5-7	7-9	9-11	11-14	14-17	17-20	20-25	25 +
349-11	0	0	0.4	3.1	1.8	0	0	1.3	0	0	0	0
12-33		0	1.3	1.8	1.3	1.8	0	0	0	0	0	0
34-56		0	0.4	0.9	0	0	0	0	0	0	0	0
57-78		0.9	0	1.3	0	0	0	0	0	0	0	0
79-101		0.4	0.4	0.4	0	0	0	0	0	0	0	0
102-123		0.4	0.9	2.2	0.4	0	0	0	0	0	0	0
124-146		0	0.4	0.4	0	0.4	0.4	0.9	0	0	0	0
147-168		0.4	0.4	1.3	0.4	0.9	0	0	0	0	0	0
168-191		1.3	0.9	0.9	0.4	0.4	0	0	0	0	0	0
192-213		0	0.4	0.4	0	0	0.4	0	0	0	0	0
214-236		0.9	1.3	1.3	0	0	0	0	0	0	0	0
237-258		0	0	1.3	0	0	0	0	0	0	0	0
259-281		0.9	0	2.2	0.9	0	0	0	0	0	0	0
282-303		0.4	0.9	3.1	2.2	0.9	0	0.4	0	0	0	0
304-326		0.4	1.8	8.1	3.6	4.5	3.1	2.7	0.4	0	0	0
327-348		0.4	0.9	11.2	4	3.6	2.7	0.9	0.4	0.4	0	0

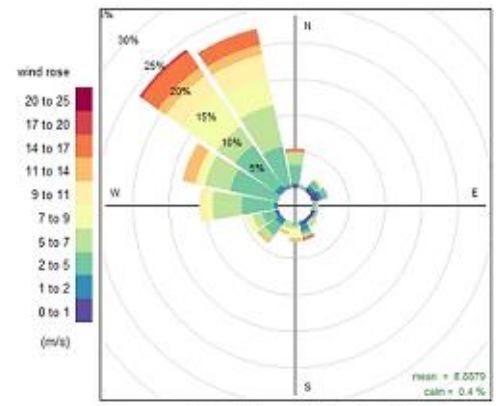


Ahmedabad

January

850 hPa level

Speed Direction	calm	0-1	1-2	2-5	5-7	7-9	9-11	11-14	14-17	17-20	20-25	25 +
349-11	0	0.4	0	2.7	1.8	0	0	0	0.4	0	0	0
12-33	0	0	0	0.4	0	0	0	0	0	0	0	0
34-56	0	0.4	0.4	0.9	0	0.4	0	0	0	0	0	0
57-78	0	0.9	0.4	0.9	0	0	0	0	0	0	0	0
79-101	0	0	0	0.4	0.4	0	0	0	0	0	0	0
102-123	0	0.4	0	0.4	0	0	0	0	0	0	0	0
124-146	0	0.4	0	0	0.9	0	0	0	0	0	0	0
147-168	0	0.4	0.9	0.4	0.4	0	0	0	0	0	0	0
168-191	0	0	0	0.4	0.4	1.3	0	0.4	0.4	0	0	0
192-213	0	0	0	0	0.9	0.4	0	0.4	0	0	0	0
214-236	0	0	0.9	1.8	0.9	0	0	0.4	0	0	0	0
237-258	0	0.4	0	1.8	1.3	0.9	0	0	0	0	0	0
259-281	0	0	0.4	4.5	4	0.9	0.9	0	0	0	0	0
282-303	0	0	0	6.7	3.6	0.9	0.4	1.8	0	0	0	0
304-326	0	0	0.9	6.7	3.1	5.8	2.7	1.3	2.7	0.4	0	0
327-348	0	0	0.4	5.4	5.8	4	3.1	1.3	2.2	0	0	0

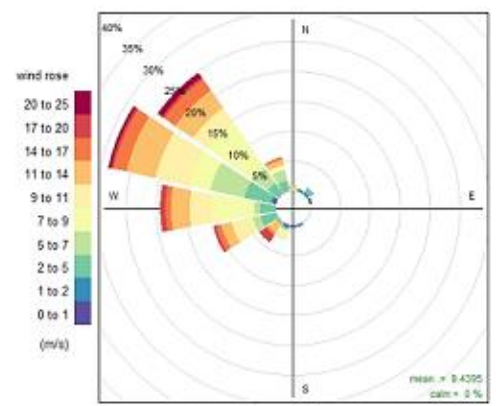


Ahmedabad

January

700 hPa level

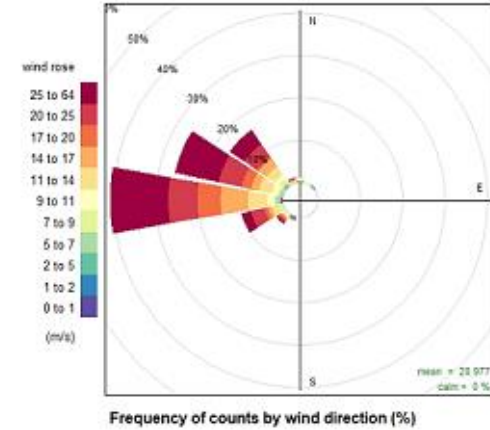
Speed Direction	calm	0-1	1-2	2-5	5-7	7-9	9-11	11-14	14-17	17-20	20-25	25 +
349-11	0	0	0	0	0.4	0	0	0.4	0	0	0	0
12-33	0	0	0.4	0	0	0	0	0	0	0	0	0
34-56	0	0	0.4	0.9	0	0	0	0	0	0	0	0
57-78	0	0.4	0	0	0	0	0	0	0	0	0	0
79-101	0	0	0	0	0	0	0	0	0	0	0	0
102-123	0	0	0	0	0	0	0	0	0	0	0	0
124-146	0	0	0	0	0	0	0	0	0	0	0	0
147-168	0	0	0.4	0	0	0	0	0	0	0	0	0
168-191	0	0.4	0	0	0	0	0	0	0	0	0	0
192-213	0	0.4	0	0.4	0	0.9	0.9	0	0	0	0	0
214-236	0	0	0	0.4	0	0	0	1.8	0.4	1.3	0	0
237-258	0	0	0	2.7	1.3	0.4	3.1	1.8	0.9	0.4	0	0
259-281	0	0	0	2.7	0.9	7.2	3.6	3.1	0.9	0.9	0	0
282-303	0	0.4	0.4	4.5	5.8	3.6	5.8	4.9	2.2	0.4	0.4	0
304-326	0	0	0	2.2	3.1	9	3.1	3.6	2.2	0.4	0.9	0
327-348	0	0	0	1.8	1.8	0.9	0	0.9	0.4	0	0	0



Ahmedabad

January 500 hPa level

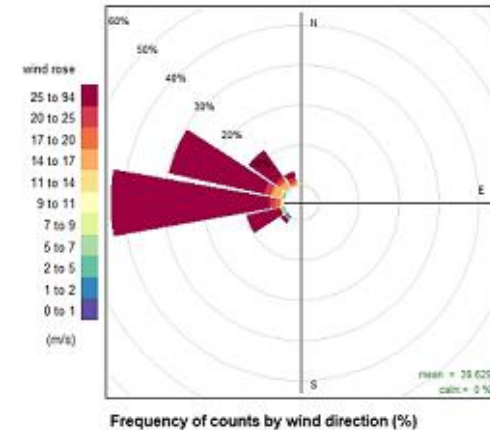
Speed Direction	calm	0-1	1-2	2-5	5-7	7-9	9-11	11-14	14-17	17-20	20-25	25 +
349-11	0	0	0	0.5	0	0.5	0	0.5	0	0	0	0
12-33		0	0	0	0	0	0.5	0	0	0	0	0
34-56		0	0	0.5	0	0	0	0	0	0	0	0
57-78		0	0	0	0	0	0	0	0	0	0	0
79-101		0	0	0	0	0	0	0	0	0	0	0
102-123		0	0	0	0	0	0	0	0	0	0	0
124-146		0	0	0	0	0	0	0	0	0	0	0
147-168		0	0	0	0	0	0	0	0	0	0	0
168-191		0	0	0	0	0	0	0	0	0	0	0
192-213		0	0.5	0	0	0	0	0	0	0.5	0	0
214-236		0	0	0	0	0.5	0.5	0	0.5	0.5	0.5	0.5
237-258		0	0	0	0	1.4	0	1.4	0.9	0.9	3.2	2.3
259-281		0.5	0	0	1.4	0	1.8	4.6	6.4	5.5	6.8	13.7
282-303		0	0	0	0.9	0.5	1.4	3.2	1.8	2.3	5.5	10.5
304-326		0	0	0.5	0.5	0.9	1.4	2.3	2.3	0.5	3.7	4.1
327-348		0	0	0	0	0	0	0.5	0.5	0	0.5	0



Ahmedabad

January 300 hPa level

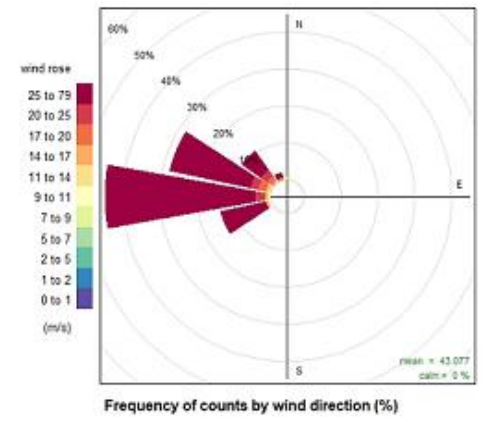
Speed Direction	calm	0-1	1-2	2-5	5-7	7-9	9-11	11-14	14-17	17-20	20-25	25 +	
349-11	0	0	0	0	0	0	0	0.5	0	0	0	0	
12-33		0	0	0	0	0	0	0	0	0	0	0	
34-56		0	0	0	0	0	0	0	0	0	0	0	
57-78		0	0	0	0	0	0	0	0	0	0	0	
79-101		0	0	0	0	0	0	0	0	0	0	0	
102-123		0	0	0	0	0	0	0	0	0	0	0	
124-146		0	0	0	0	0	0	0	0	0	0	0	
147-168		0	0	0	0	0	0	0	0	0	0	0	
168-191		0	0	0	0	0	0	0	0	0	0	0	
192-213		0	0	0	0	0	0	0	0	0	0	0	
214-236		0	0.5	0.5	0	0	0	0	0	0	0	1	
237-258		0	0	0.5	0	0	0	0.5	0	0	0	8.6	
259-281		0	0	0	0	0	0	0.5	0	0.5	1	1.5	39.6
282-303		0	0	0.5	0	0.5	0	0	2	0.5	1.5	24.4	
304-326		0	0	0	0	0	0	0.5	1.5	0.5	1	8.1	
327-348		0	0	0	0	0	0	0	0.5	0.5	1	1.5	



Ahmedabad

January 200 hPa level

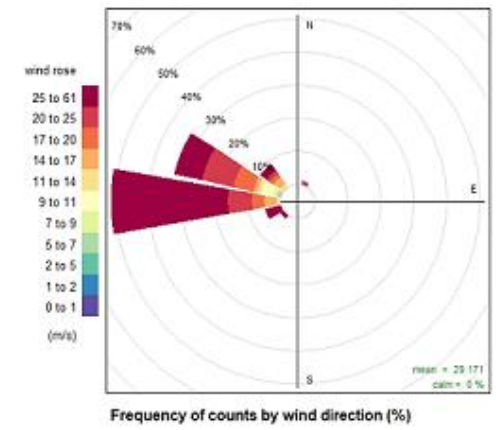
Speed Direction	calm	0-1	1-2	2-5	5-7	7-9	9-11	11-14	14-17	17-20	20-25	25 +	
349-11	0	0	0	0	0	0	0	0.7	0	0	0	0	
12-33		0	0	0	0	0	0	0	0	0	0	0	
34-56		0	0	0	0	0	0	0	0	0	0	0	
57-78		0	0	0	0	0	0	0	0	0	0	0	
79-101		0	0	0	0	0	0	0	0	0	0	0	
102-123		0	0	0	0	0	0	0	0	0	0	0	
124-146		0	0	0	0	0	0	0	0	0	0	0	
147-168		0	0	0	0	0	0	0	0	0	0	0	
168-191		0	0	0	0	0	0	0	0	0	0	0	
192-213		0	0	0	0	0	0	0	0	0	0	0	
214-236		0	0	0	0	0	0	0	0	0	0	0	
237-258		0	0	0	0	0	0	0.7	0	0.7	0	0	12.6
259-281		0	0	0	0	0	0.7	0	0	0.7	0	2.8	40.6
282-303		0	0	0	0	0	0	0	0.7	0.7	2.1	2.1	22.4
304-326		0	0	0	0	0	0	0	0	0.7	1.4	2.1	6.3
327-348		0	0	0	0	0	0	0	0	0	0.7	0	1.4



Ahmedabad

January 100 hPa level

Speed Direction	calm	0-1	1-2	2-5	5-7	7-9	9-11	11-14	14-17	17-20	20-25	25 +	
349-11	0	0	0	0	0	0	0	0	0	0	0	0	
12-33		0	0	0	0	0	0	0	0	0	1.2	0	
34-56		0	0	0	0	0	0	0	0	0	0	0	
57-78		0	0	0	0	0	0	0	0	0	0	0	
79-101		0	0	0	0	0	0	0	0	0	0	0	
102-123		0	0	0	0	0	0	0	0	0	0	0	
124-146		0	0	0	0	0	0	0	0	0	0	0	
147-168		0	0	0	0	0	0	0	0	0	0	0	
168-191		0	0	0	0	0	0	0	0	0	0	0	
192-213		0	0	0	0	0	0	0	0	0	0	0	
214-236		0	0	0	0	0	0	0	0	0	0	1.2	
237-258		0	0	0	0	0	0	0	0	0	0	0	4.9
259-281		0	0	0	0	0	0	0	1.2	3.7	3.7	7.3	35.4
282-303		0	0	0	0	1.2	1.2	3.7	1.2	1.2	6.1	9.8	8.5
304-326		0	0	0	0	0	0	0	1.2	2.4	1.2	1.2	2.4
327-348		0	0	0	0	0	0	0	0	0	0	0	0

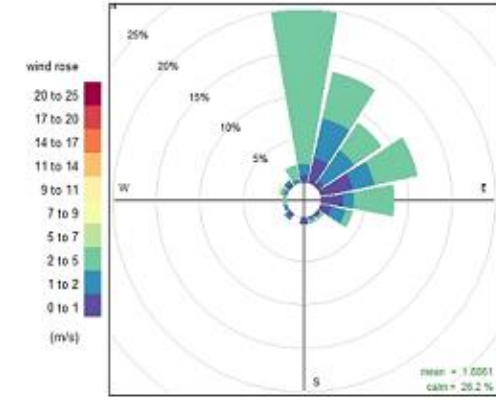


Ahmedabad

February

1000 hPa level

Speed Direction	calm	0-1	1-2	2-5	5-7	7-9	9-11	11-14	14-17	17-20	20-25	25 +
349-11	26	0.8	1.3	17.7	0	0	0	0	0	0	0	0
12-33		3	4.6	5.5	0	0	0	0	0	0	0	0
34-56		0.8	4.2	3.8	0	0	0	0	0	0	0	0
57-78		3.8	2.5	5.1	0	0	0	0	0	0	0	0
79-101		2.5	1.3	4.6	0	0	0	0	0	0	0	0
102-123		1.3	1.7	0.8	0	0	0	0	0	0	0	0
124-146		0.4	0	0.4	0	0	0	0	0	0	0	0
147-168		0	0.4	0.4	0	0	0	0	0	0	0	0
168-191		0.8	0	0	0	0	0	0	0	0	0	0
192-213		0	0	0	0	0	0	0	0	0	0	0
214-236		0.4	0.4	0	0	0	0	0	0	0	0	0
237-258		0	0.4	0	0	0	0	0	0	0	0	0
259-281		0	0	0.4	0	0	0	0	0	0	0	0
282-303		0	0.4	0.4	0	0.4	0	0	0	0	0	0
304-326		0.4	0.4	0	0	0	0	0	0	0	0	0
327-348		0	0.4	1.7	0	0	0	0	0	0	0	0



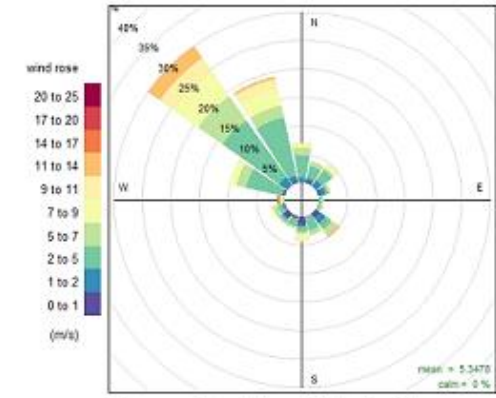
Frequency of counts by wind direction (%)

Ahmedabad

February

925 hPa level

Speed Direction	calm	0-1	1-2	2-5	5-7	7-9	9-11	11-14	14-17	17-20	20-25	25 +
349-11	0	0	0.9	3.9	1.3	0.4	0.4	0	0	0	0	0
12-33		0.4	0.4	2.2	0.9	0	0	0	0	0	0	0
34-56		0	1.3	2.2	0.4	0.4	0.4	0	0	0	0	0
57-78		0.4	0.9	0.4	0.4	0	0	0	0	0	0	0
79-101		0	0	0.4	0.4	0	0	0	0	0	0	0
102-123		0	0	0.4	0.4	0	0	0	0	0	0	0
124-146		0.9	1.3	1.3	1.3	0	0	0.4	0	0	0	0
147-168		0	0	2.6	0.9	0	0	0	0	0	0	0
168-191		1.3	0.4	0.9	0.4	0.4	0.9	0	0	0	0	0
192-213		0.4	0	1.3	0.4	0	0	0	0	0	0	0
214-236		0.9	0.4	0.4	0.4	0	0	0	0	0	0	0
237-258		0	0.4	0.9	0.9	0.4	0	0	0	0	0	0
259-281		0	0	0	0.4	0.4	0	0	0.4	0	0	0
282-303		0.4	0	6.5	1.7	1.3	0	0	0	0	0	0
304-326		0	1.7	12.2	5.2	5.2	3	2.6	0	0	0	0
327-348		0.4	0.9	10.4	2.2	3	1.7	0.4	0	0	0	0

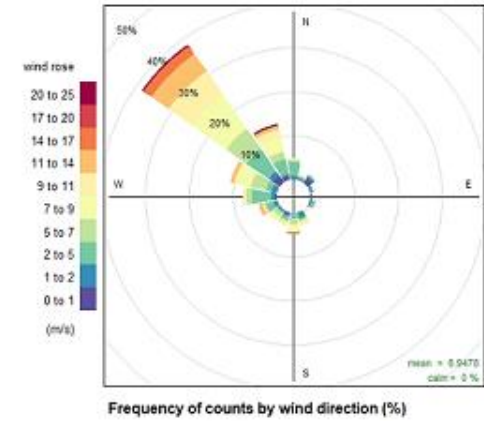


Frequency of counts by wind direction (%)

Ahmedabad

February 850 hPa level

Speed Direction	calm	0-1	1-2	2-5	5-7	7-9	9-11	11-14	14-17	17-20	20-25	25 +
349-11	0	0.9	3	0.4	0	0.4	0	0	0	0	0	0
12-33	0	0.4	0.4	0	0.4	0	0	0	0	0	0	0
34-56	1.3	0.4	0.4	0	0	0	0	0	0	0	0	0
57-78	0	0.4	0.4	0	0	0	0	0	0	0	0	0
79-101	0.4	0	0	0	0	0	0	0	0	0	0	0
102-123	0	0.4	0.9	0	0	0	0	0	0	0	0	0
124-146	0	0	0	0	0.4	0.4	0	0	0	0	0	0
147-168	0	1.3	0.4	0.4	0.4	0	0	0	0	0	0	0
168-191	0	0	1.3	1.3	1.3	0.9	0	0.4	0	0	0	0
192-213	0.4	0.4	0.9	0.4	0.4	0.4	0	0	0	0	0	0
214-236	0	0.4	0.4	0.9	1.3	0	0	0	0	0	0	0
237-258	0	0.9	1.7	0.4	0	0.4	0.9	0	0	0	0	0
259-281	0.4	0.9	4.3	1.3	0.4	0.4	0	0	0	0	0	0
282-303	0	1.3	1.3	3.5	3	0.9	0.9	0	0	0	0	0
304-326	1.7	1.3	6.1	5.7	9.6	6.5	4.8	2.2	0	0.4	0	0
327-348	0.9	0.4	3.5	1.7	3.5	1.7	0.9	0	0	0.4	0	0

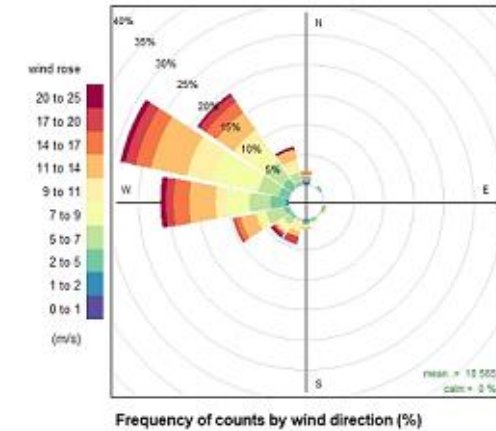


v

Ahmedabad

February 700 hPa level

Speed Direction	calm	0-1	1-2	2-5	5-7	7-9	9-11	11-14	14-17	17-20	20-25	25 +
349-11	0.4	0	0.9	0	0	0	0	0.4	0.4	0	0	0
12-33	0	0	0	0	0	0	0	0	0	0	0	0
34-56	0	0	0.4	0	0	0	0	0	0	0	0	0
57-78	0	0	0	0	0	0	0	0	0	0	0	0
79-101	0	0	0	0	0	0	0	0	0	0	0	0
102-123	0	0	0.4	0	0	0.4	0	0	0	0	0	0
124-146	0	0	0	0	0	0	0	0	0	0	0	0
147-168	0	0	0.4	0	0	0.4	0	0	0	0	0	0
168-191	0	0.4	0.4	0	0.4	0	0.4	0	0	0	0	0
192-213	0	0	0	0.4	0.4	1.3	0.9	0	1.3	0	0	0
214-236	0	0	0.4	1.3	0.9	0.4	0.4	0	0.4	0.4	0	0
237-258	0	0	0.9	3	0.9	0.9	2.6	0.9	0.4	0	0	0
259-281	0	0.4	2.6	3.5	3.9	1.7	4.3	2.6	1.3	0.9	0	0
282-303	0	0	1.7	3.5	7.8	4.3	6.1	2.6	1.7	0.9	0	0
304-326	0	0	1.7	3.5	3.5	3	3.5	2.2	1.3	0.4	0	0
327-348	0	0	0.4	1.7	0.4	1.7	1.7	0	0	0.4	0	0

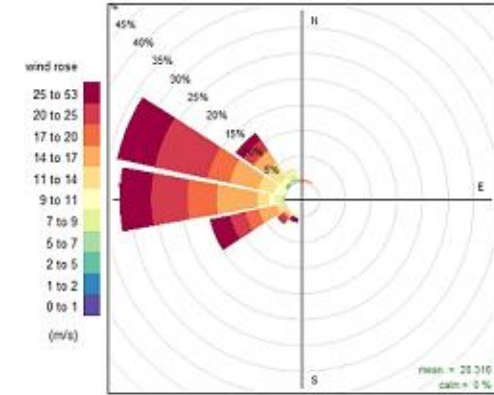


Ahmedabad

February

500 hPa level

Speed Direction	calm	0-1	1-2	2-5	5-7	7-9	9-11	11-14	14-17	17-20	20-25	25 +
349-11	0	0	0	0	0	0	0	0	0	0.4	0	0
12-33	0	0	0	0	0	0	0	0	0.4	0	0	0
34-56	0	0	0	0	0	0	0	0	0	0	0	0
57-78	0	0	0	0	0	0	0	0	0	0	0	0
79-101	0	0	0	0	0	0	0	0	0	0	0	0
102-123	0	0	0	0	0	0	0	0	0	0	0	0
124-146	0	0	0	0	0	0	0	0	0	0	0	0
147-168	0	0	0	0	0	0	0	0	0	0	0	0
168-191	0	0	0	0	0	0	0	0	0	0	0	0
192-213	0	0	0	0	0	0	0	0.4	0	0	0	0.9
214-236	0	0	0	0	0	0	0	0.4	0.4	0.4	1.3	0
237-258	0	0	0	0	0	0	0	1.8	3.5	2.6	3.1	3.9
259-281	0	0	0	0.4	1.3	1.3	2.2	7.9	5.7	7	7	6.1
282-303	0	0	0	0	0	2.2	3.1	5.7	4.4	10.5	7.5	7.5
304-326	0	0	0.4	0	0.4	0.9	3.5	2.6	0.4	2.2	1.8	1.8
327-348	0	0	0	0.9	0.9	0.4	0.4	0	0	0	0	0



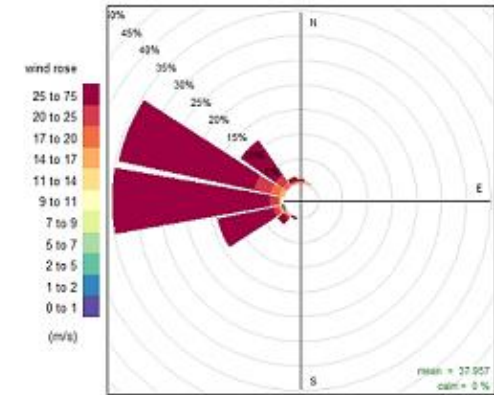
Frequency of counts by wind direction (%)

Ahmedabad

February

300 hPa level

Speed Direction	calm	0-1	1-2	2-5	5-7	7-9	9-11	11-14	14-17	17-20	20-25	25 +
349-11	0	0	0	0	0	0	0	0	0	0.5	0	0.5
12-33	0	0	0	0	0	0	0	0	0.5	0	0	0
34-56	0	0	0	0	0	0	0	0	0	0	0	0
57-78	0	0	0	0	0	0	0	0	0	0	0	0
79-101	0	0	0	0	0	0	0	0	0	0	0	0
102-123	0	0	0	0	0	0	0	0	0	0	0	0
124-146	0	0	0	0	0	0	0	0	0	0	0	0
147-168	0	0	0	0	0	0	0	0	0	0	0	0
168-191	0	0	0	0	0	0	0	0	0	0	0	0
192-213	0	0	0	0	0	0	0	0	0	0	0	0.5
214-236	0	0	0	0	0	0	0	0	0.5	0	0.5	1.4
237-258	0.5	0	0	0	0	0	0	0.5	0.5	1	11.4	11.4
259-281	0	0	0	0	0	0	0.5	0	0.5	0	1.9	31.9
282-303	0	0	0	0	0	0	0	1	1.9	3.3	28.1	28.1
304-326	0	0	0	0	0	0	0	0	1	1.9	8.6	8.6
327-348	0	0	0	0	0	0	0	0	0.5	0	1	1



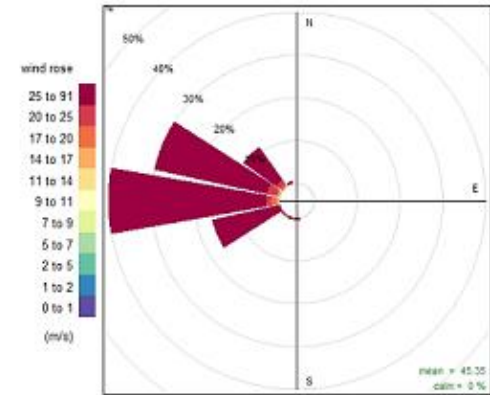
Frequency of counts by wind direction (%)

Ahmedabad

February

200 hPa level

Speed Direction	calm	0-1	1-2	2-5	5-7	7-9	9-11	11-14	14-17	17-20	20-25	25 +
349-11	0	0	0	0	0	0	0	0	0	0	0	0
12-33	0	0	0	0	0	0	0	0	0	0	0	0
34-56	0	0	0	0	0	0	0	0	0	0	0	0
57-78	0	0	0	0	0	0	0	0	0	0	0	0
79-101	0	0	0	0	0	0	0	0	0	0	0	0
102-123	0	0	0	0	0	0	0	0	0	0	0	0
124-146	0	0	0	0	0	0	0	0	0	0	0	0
147-168	0	0	0	0	0	0	0	0	0	0	0	0
168-191	0	0	0	0	0	0	0	0	0	0	0	0.6
192-213	0	0	0	0	0	0	0	0	0	0	0	0.6
214-236	0	0	0	0	0	0	0	0	0	0	0.6	0
237-258	0	0	0	0	0	0	0	0	0	0	0	16.2
259-281	0	0	0	0	0	0	0	0	0.6	1.2	1.2	36.9
282-303	0	0	0	0	0	0	0	0	0.6	0	2.5	26.9
304-326	0	0	0	0	0	0	0	0	0	0.6	1.2	9.4
327-348	0	0	0	0	0	0	0	0	0	0	0	0.6



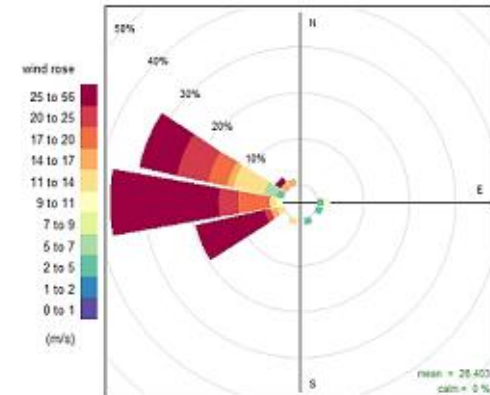
Frequency of counts by wind direction (%)

Ahmedabad

February

100 hPa level

Speed Direction	calm	0-1	1-2	2-5	5-7	7-9	9-11	11-14	14-17	17-20	20-25	25 +
349-11	0	0	0	0	0	0	0	0	0	0	0	0
12-33	0	0	0	0	0	0	0	0	0	0	0	0
34-56	0	0	0	0	0	0	0	0	0	0	0	0
57-78	0	0	0	0	0	0	0	0	0	0	0	0
79-101	0	0	1.4	0	0	1.4	0	0	0	0	0	0
102-123	0	0	1.4	0	0	0	0	0	0	0	0	0
124-146	0	0	0	0	0	0	0	0	0	0	0	0
147-168	0	0	1.4	0	0	0	0	0	0	0	0	0
168-191	0	0	0	0	0	0	0	0	0	0	0	0
192-213	0	0	0	0	0	0	0	1.4	0	0	0	0
214-236	0	0	0	0	0	0	0	0	0	0	0	0
237-258	0	0	0	0	0	0	0	1.4	1.4	0	1.4	15.3
259-281	0	0	0	0	0	0	1.4	1.4	0	6.9	4.2	23.6
282-303	0	0	1.4	2.8	0	0	6.9	1.4	4.2	6.9	6.9	8.3
304-326	0	0	0	0	0	0	0	1.4	0	0	0	1.4
327-348	0	0	0	0	0	0	0	0	1.4	0	0	0

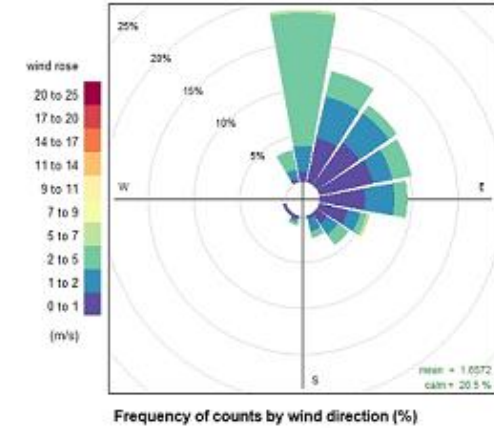


Frequency of counts by wind direction (%)

Ahmedabad

March 1000 hPa level

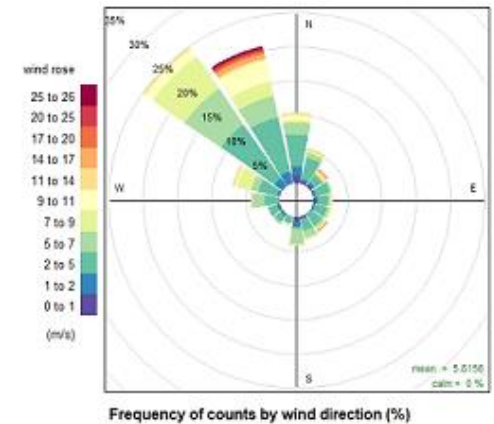
Speed Direction	calm	0-1	1-2	2-5	5-7	7-9	9-11	11-14	14-17	17-20	20-25	25 +
349-11	20	1.1	2.8	14.5	0.4	0	0	0	0	0	0	0
12-33		4.9	4.6	2.8	0	0	0	0	0	0	0	0
34-56		5.7	3.9	1.1	0	0	0	0	0	0	0	0
57-78		6	2.1	2.1	0	0	0	0	0	0	0	0
79-101		4.9	3.2	1.4	0	0	0	0	0	0	0	0
102-123		3.2	1.4	0.7	0.4	0	0	0	0	0	0	0
124-146		1.4	1.4	1.4	0	0	0	0	0	0	0	0
147-168		0.4	1.4	0.7	0	0	0	0	0	0	0	0
168-191		0	0	0.4	0	0	0	0	0	0	0	0
192-213		0.4	0.4	0.4	0	0	0	0	0	0	0	0
214-236		0.4	0	0	0	0	0	0	0	0	0	0
237-258		0.4	0	0	0	0	0	0	0	0	0	0
259-281		0	0	0	0	0	0	0	0	0	0	0
282-303		0	0	0	0	0	0	0	0	0	0	0
304-326		0	0	0	0	0	0	0	0	0	0	0
327-348		0.4	1.1	2.1	0	0	0	0	0	0	0	0



Ahmedabad

March 925 hPa level

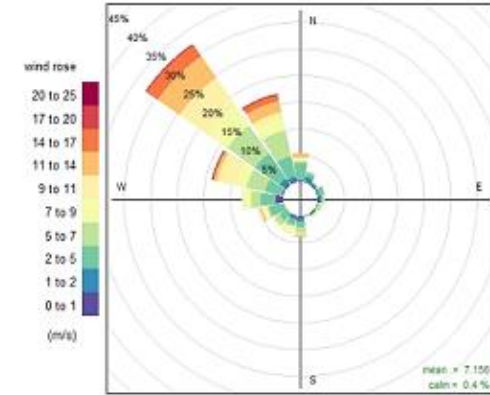
Speed Direction	calm	0-1	1-2	2-5	5-7	7-9	9-11	11-14	14-17	17-20	20-25	25 +
349-11	0	1.1	1.4	4.6	1.8	0.4	0.7	0.4	0	0	0	0
12-33		0.4	0.4	3.2	0.7	0.4	0	0.4	0	0	0	0
34-56		0.4	0.4	1.4	0	0	0	0.7	0.4	0	0	0
57-78		0.4	0	2.1	0.4	0	0	0	0	0	0	0
79-101		0.4	0.4	1.4	0.4	0.4	0	0	0	0	0	0
102-123		0	0.4	1.8	0.4	0.4	0	0	0	0	0	0
124-146		0	0	2.1	0.4	0.4	0	0	0.4	0	0	0
147-168		0.4	0	1.8	1.1	0.4	0	0	0	0	0	0
168-191		0.7	0.7	0.4	2.1	0	0	0.4	0	0	0	0
192-213		0	0	1.1	0	0.4	0	0	0	0	0	0
214-236		0	0.4	1.1	0.4	0	0	0	0	0	0	0
237-258		0.4	0	1.4	0	0	0	0	0	0	0	0
259-281		0	0	2.1	1.8	0	0	0.4	0	0	0	0
282-303		0	0.4	2.8	1.1	2.1	0.4	0.4	0	0	0	0
304-326		0	1.4	9.6	6.4	5.7	1.4	0.4	0	0	0	0
327-348		0	1.8	8.2	3.2	2.1	3.2	0.4	0.7	0.4	0.4	0.4



Ahmedabad

March 850 hPa level

Speed Direction	calm	0-1	1-2	2-5	5-7	7-9	9-11	11-14	14-17	17-20	20-25	25 +
349-11	0	0.4	3.2	0.4	0.4	0.4	0.4	0.7	0	0	0	0
12-33	0	1.1	0.7	0.4	0	0	0	0	0	0	0	0
34-56	0.4	0	0.4	0	0	0	0	0	0	0	0	0
57-78	0	0.4	1.1	0	0	0	0	0	0	0	0	0
79-101	0.4	0.4	0.4	0.4	0	0	0	0	0	0	0	0
102-123	0	0	0.4	0.7	0	0	0	0	0	0	0	0
124-146	0.4	0	0	0.4	0.4	0	0	0	0	0	0	0
147-168	0	0	0.4	0	0	0	0	0	0	0	0	0
168-191	0.4	0.7	1.1	1.1	0	0.4	0.4	0	0	0	0	0
192-213	0.4	0.4	1.1	0.4	1.1	0.4	0	0	0	0	0	0
214-236	0	0	1.8	1.1	0.4	0	0	0	0	0	0	0
237-258	0	0	2.8	0.4	0.7	0.4	0.4	0	0	0	0	0
259-281	1.4	0	2.8	1.8	1.4	0.4	0	0	0	0	0	0
282-303	0	0.4	3.2	3.5	2.1	3.5	0.7	0	0.4	0	0	0
304-326	0.4	1.1	5.7	6.4	4.6	6.4	5	2.5	0.4	0	0	0
327-348	0.4	0.7	3.9	5	2.5	1.1	2.1	1.1	0.4	0	0	0

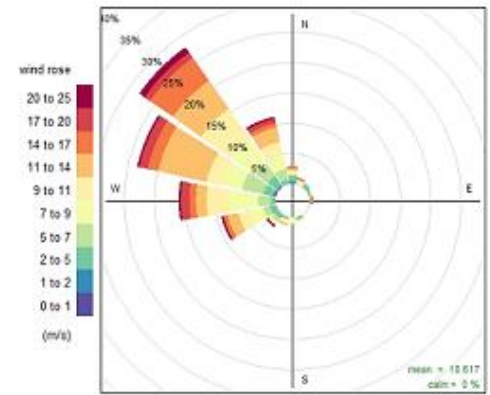


Frequency of counts by wind direction (%)

Ahmedabad

March 700 hPa level

Speed Direction	calm	0-1	1-2	2-5	5-7	7-9	9-11	11-14	14-17	17-20	20-25	25 +
349-11	0	0.4	1.1	0	0.4	0.4	0.4	0.4	0.4	0	0	0
12-33	0	0	0	0	0	0.4	0.4	0	0.4	0	0	0
34-56	0	0	0.7	0	0	0	0	0	0	0	0	0
57-78	0	0	0.4	0	0	0	0.4	0	0	0	0	0
79-101	0	0	0.4	0	0	0	0	0	0.4	0	0	0
102-123	0	0	0	0	0	0	0	0	0	0	0	0
124-146	0	0	0	0	0	0.4	0	0	0	0	0	0
147-168	0	0	0.4	0.4	0	0	0	0	0	0	0	0
168-191	0	0	0	0	0	0.7	0.4	0	0	0	0	0
192-213	0	0	0.4	0	0.4	0.4	0.4	0	0	0	0	0
214-236	0	0	0.7	0.7	0	0.7	0	0	0	0	0.4	0
237-258	0	0	1.1	1.1	2.5	1.8	1.8	0.7	0	0.4	0	0
259-281	0	0	0.7	2.1	5	3.5	1.8	1.1	1.4	0.4	0	0
282-303	0.4	0	1.8	3.5	3.5	2.5	8.2	1.8	1.4	0.4	0	0
304-326	0	0.4	1.8	2.5	5	6	5.7	4.6	1.1	1.1	0	0
327-348	0	0	0.7	1.8	2.1	2.5	2.5	0.7	0.7	0.4	0	0

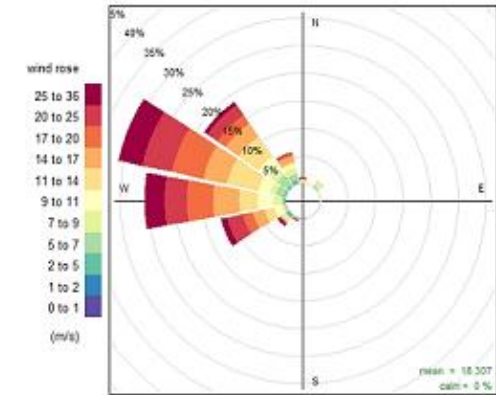


Frequency of counts by wind direction (%)

Ahmedabad

March 500 hPa level

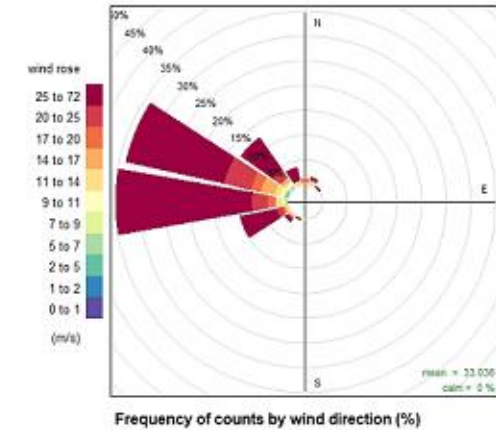
Speed Direction	calm	0-1	1-2	2-5	5-7	7-9	9-11	11-14	14-17	17-20	20-25	25 +
349-11	0	0	0	0	0	0	0	0.7	0	0	0.4	0
12-33	0	0	0	0	0	0	0.4	0	0	0	0	0
34-56	0	0	0	0.4	0.7	0	0.4	0	0	0	0	0
57-78	0	0	0	0	0	0	0	0	0	0	0	0
79-101	0	0	0	0	0	0.4	0	0	0	0	0	0
102-123	0	0	0	0	0	0	0	0	0	0	0	0
124-146	0	0	0	0	0	0	0	0	0	0	0	0
147-168	0	0	0	0	0	0	0	0	0	0	0	0
168-191	0	0	0.4	0	0	0	0	0	0	0	0	0
192-213	0	0	0	0.4	0	0	0	0	0	0	0.4	0
214-236	0	0	0.7	0	0.4	0	0.7	0	0	0	0.4	0.4
237-258	0	0	0	0.4	0.4	1.5	1.8	2.2	1.8	2.9	1.1	1.1
259-281	0	0	0.4	0.4	1.5	2.9	3.3	4.7	4.7	4	3.6	3.6
282-303	0	0	0.4	1.5	1.1	2.2	5.8	4.4	5.8	5.5	4.4	4.4
304-326	0	0	0.4	2.2	1.5	2.6	4.4	2.9	1.8	2.2	0.7	0.7
327-348	0	0	0.7	1.1	1.1	0.7	0.4	1.1	0.4	0.4	0.4	0



Ahmedabad

March 300 hPa level

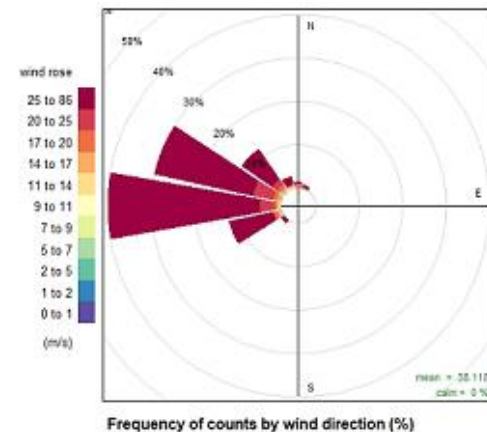
Speed Direction	calm	0-1	1-2	2-5	5-7	7-9	9-11	11-14	14-17	17-20	20-25	25 +
349-11	0	0	0	0	0	0	0	0	0.4	0.8	0	0
12-33	0	0	0	0	0	0	0	0.8	0	0	0.4	0.4
34-56	0	0	0	0	0	0	0	0	0	0	0	0.4
57-78	0	0	0	0	0	0	0	0	0	0	0	0
79-101	0	0	0	0	0	0	0	0	0	0	0	0
102-123	0	0	0	0	0	0	0	0	0	0	0	0
124-146	0	0	0	0	0	0	0	0	0	0	0	0
147-168	0	0	0	0	0	0	0	0	0	0	0	0
168-191	0	0	0	0	0	0	0	0.4	0	0	0	0
192-213	0	0	0	0	0	0	0	0	0	0	0	0.4
214-236	0	0	0	0	0	0	0	0.4	0	0.4	0	0.8
237-258	0	0	0	0	0	0	0	0.4	0.4	0.4	1.2	7.6
259-281	0	0	0	0.4	0.4	0.4	1.2	0	1.6	3.2	27.6	27.6
282-303	0	0	0.4	0.4	0	0.8	1.2	2.8	2	5.6	20.4	20.4
304-326	0	0	0	0.4	0	0.8	0.4	0.8	0	2	8	8
327-348	0	0	0	0	0	0	0	0.8	0	0	0	2.8



Ahmedabad

March 200 hPa level

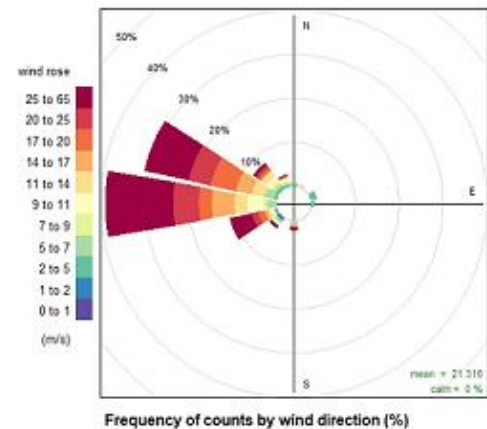
Speed Direction	calm	0-1	1-2	2-5	5-7	7-9	9-11	11-14	14-17	17-20	20-25	25 +
349-11	0	0	0	0	0	0	0	0	0	0.9	0	0.5
12-33	0	0	0	0	0	0	0	0	0	0	0.5	0.5
34-56	0	0	0	0	0	0	0	0	0	0	0	0
57-78	0	0	0	0	0	0	0	0	0	0	0	0
79-101	0	0	0	0	0	0	0	0	0	0	0	0
102-123	0	0	0	0	0	0	0	0	0	0	0	0
124-146	0	0	0	0	0	0	0	0	0	0	0	0
147-168	0	0	0	0	0	0	0	0	0	0	0	0
168-191	0	0	0	0	0	0	0	0	0	0	0	0
192-213	0	0	0	0	0	0	0	0	0	0	0	0
214-236	0	0	0	0	0	0	0	0	0	0	0	0.9
237-258	0	0	0	0	0.5	0	0	0	0.5	0.9	0	10.4
259-281	0	0	0	0	0	0	0	0.5	0.5	0.5	3.3	35.1
282-303	0	0	0	0	0	0	0	0	0.9	0.9	4.7	23.2
304-326	0	0	0	0.5	0	0	0	0	0.5	0.9	1.4	8.5
327-348	0	0	0	0	0	0	0	0.5	0	0.5	0	1.9



Ahmedabad

March 100 hPa level

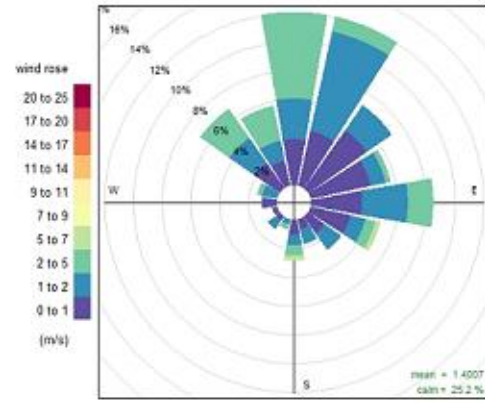
Speed Direction	calm	0-1	1-2	2-5	5-7	7-9	9-11	11-14	14-17	17-20	20-25	25 +
349-11	0	0	0	0.7	0	0	0	0	0	0	0	0
12-33	0	0	0	0	0	0	0	0.7	0	0	0	0
34-56	0	0	0	0	0	0	0	0	0	0	0	0
57-78	0	0	0	1.5	0	0	0	0	0	0	0	0
79-101	0	0	0	0.7	0	0	0	0	0	0	0	0
102-123	0	0	0	0	0	0	0	0	0	0	0	0
124-146	0	0	0	0	0	0	0	0	0	0	0	0
147-168	0	0	0	0	0	0	0	0	0	0	0	0
168-191	0	0	0	0	0.7	0	0	0	0.7	0	0	0.7
192-213	0	0	0	0	0	0	0	0	0	0	0	0
214-236	0	0.7	0	0.7	0	0.7	0	0	0	0	0	0.7
237-258	0	0	0	0.7	0	0	0.7	0.7	0.7	1.5	1.5	5.1
259-281	0	0	0	0	2.2	0.7	3.7	2.9	5.1	2.9	5.9	15.4
282-303	0	0	0	0.7	2.2	0	0	2.9	3.7	5.9	5.1	10.3
304-326	0	0	0	0.7	0.7	0.7	1.5	1.5	0	0.7	0.7	0.7
327-348	0	0	0	0.7	0	0.7	0.7	0	0	0	0.7	0



Ahmedabad

April 1000 hPa level

Speed Direction	calm	0-1	1-2	2-5	5-7	7-9	9-11	11-14	14-17	17-20	20-25	25 +
349-11	25	3.2	2.8	6	0	0	0	0	0	0	0	0
12-33		3.9	7.1	1.1	0	0	0	0	0	0	0	0
34-56		5	2.1	0	0	0	0	0	0	0	0	0
57-78		4.3	1.1	0.4	0	0	0	0	0	0	0	0
79-101		3.5	3.2	1.8	0	0	0	0	0	0	0	0
102-123		2.8	1.1	0.7	0.4	0	0	0	0	0	0	0
124-146		1.4	1.4	0	0	0	0	0	0	0	0	0
147-168		0.7	1.1	0	0	0	0	0	0	0	0	0
168-191		1.1	0.7	0.7	0.4	0	0	0	0	0	0	0
192-213		0	0.4	0.4	0	0	0	0	0	0	0	0
214-236		0.4	0.7	0	0	0	0	0	0	0	0	0
237-258		0.4	0	0	0	0	0	0	0	0	0	0
259-281		1.1	0	0	0	0	0	0	0	0	0	0
282-303		0	1.1	0.4	0	0	0	0	0	0	0	0
304-326		2.1	2.1	2.5	0	0	0	0	0	0	0	0
327-348		1.8	1.4	2.5	0	0	0	0	0	0	0	0

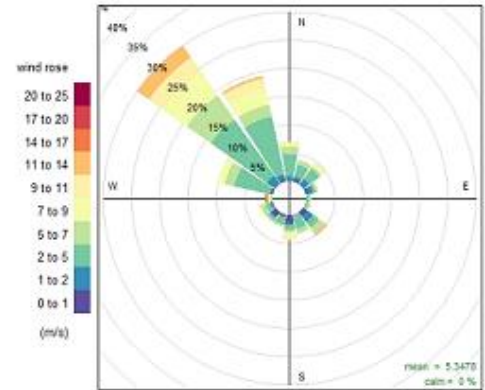


Frequency of counts by wind direction (%)

Ahmedabad

April 925 hPa level

Speed Direction	calm	0-1	1-2	2-5	5-7	7-9	9-11	11-14	14-17	17-20	20-25	25 +
349-11	0	1.3	0.8	2.1	2.1	0.4	0	2.1	0.4	0	0	0
12-33		0	0.4	2.1	0.4	0	0	0	0.4	0	0	0
34-56		0.8	1.7	2.1	1.3	0.4	0	0	0	0	0	0
57-78		0	0	1.3	0	0	0	0	0	0	0	0
79-101		0	0	0.8	0.4	0	0	0	0	0	0	0
102-123		0.4	0.4	1.3	0.4	0	0	0	0	0	0	0
124-146		0.4	0.8	1.7	0	0.8	1.3	0.4	0	0	0	0
147-168		0	0	2.1	0.8	0	0.4	0.4	0	0	0	0
168-191		0.8	0.8	0.4	0.4	0.8	0	0	0	0	0	0
192-213		0.4	0	0.4	0.8	0	0	0	0	0	0	0
214-236		0.4	0.8	1.3	0	1.7	0	0	0	0	0	0
237-258		0.4	0.4	1.3	0.8	0	0	0	0	0	0	0
259-281		0	1.3	4.6	0.8	0.4	0	0	0	0	0	0
282-303		0	0.4	2.1	3.8	0	0.8	0.4	0	0	0	0
304-326		0	3.4	9.7	4.2	2.5	1.7	0.8	0	0	0	0
327-348		0.8	2.1	6.3	3.4	1.7	2.1	0.4	0.4	0	0	0

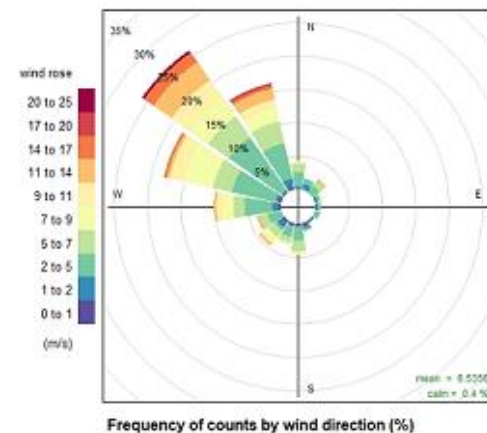


Frequency of counts by wind direction (%)

Ahmedabad

April 850 hPa level

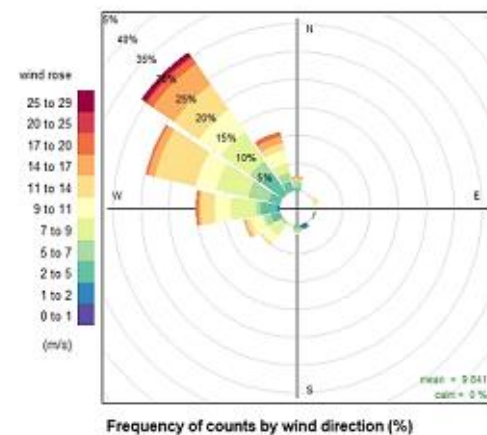
Speed Direction	calm	0-1	1-2	2-5	5-7	7-9	9-11	11-14	14-17	17-20	20-25	25 +
349-11	0	0.4	2.1	1.3	0	0.4	0	0	0	0	0	0
12-33	0	0.8	0.8	0	0	0	0	0	0	0	0	0
34-56	0	0	1.3	0.8	0	0	0	0.4	0	0	0	0
57-78	0	0.4	0.4	0	0	0.4	0	0	0	0	0	0
79-101	0	0.4	0.4	0	0	0	0	0	0	0	0	0
102-123	0	0	0.8	0	0	0	0	0	0	0	0	0
124-146	0	0.4	0	0	0	0	0	0	0	0	0	0
147-168	0	0.4	0.4	0.4	0	0	0	0	0	0	0	0
168-191	0	0.4	0	2.1	1.7	0.4	0	0	0	0	0	0
192-213	0	0.4	0	1.7	0.8	0	0.4	0	0	0	0	0
214-236	0	0.4	0.8	0.4	1.3	0.8	0.4	0.4	0	0	0	0
237-258	0	0	2.1	1.3	0	0	0.4	0	0	0	0	0
259-281	0	0.4	0.8	4.2	1.7	1.7	0.8	0.4	0	0	0	0
282-303	0	0.4	0.4	6.7	2.9	4.6	2.1	0.4	0.4	0	0	0
304-326	0	0.4	9.6	3.8	3.3	3.3	3.3	1.7	0	0.4	0	0
327-348	0	0.4	1.3	5.4	3.3	2.1	1.3	1.7	0.4	0.4	0	0



Ahmedabad

April 700 hPa level

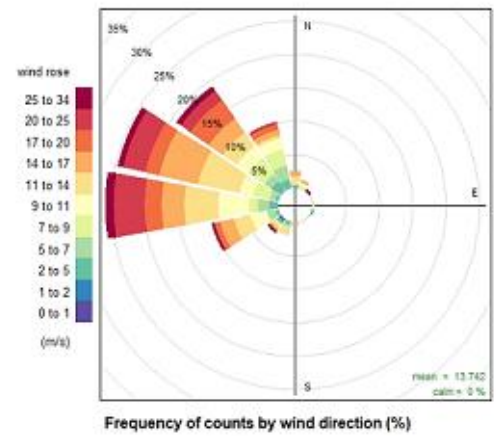
Speed Direction	calm	0-1	1-2	2-5	5-7	7-9	9-11	11-14	14-17	17-20	20-25	25 +
349-11	0	0	0.4	1.3	0	0	0.4	0.4	0	0	0	0
12-33	0	0	0	0	0	0	0	0	0	0	0	0
34-56	0	0	0	0	0	0	0	0	0	0	0	0
57-78	0	0	0	0	0	0.8	0	0	0	0	0	0
79-101	0	0	0	0	0	0	0	0	0	0	0	0
102-123	0	0	0.4	0	0	0	0	0	0	0	0	0
124-146	0	0	0	0	0	0	0	0	0	0	0	0
147-168	0	0.4	0.4	0	0	0	0	0	0	0	0	0
168-191	0	0	0.4	0.8	0	0.4	0	0	0	0	0	0
192-213	0	0	0	0	0.4	0	0	0	0	0	0	0
214-236	0	0	0	0.4	2.5	1.7	0.4	0	0	0	0	0
237-258	0	0	1.7	1.3	0.4	2.1	0.8	0.4	0	0	0	0
259-281	0	0.4	2.9	0.8	4.6	2.9	2.5	0.4	0.4	0	0	0
282-303	0	0	2.1	3.8	5.9	3.8	7.5	1.3	0.4	0	0	0
304-326	0	0	4.6	2.5	6.3	5	5.4	4.6	1.3	0.4	0.8	0.8
327-348	0	0	1.7	1.7	1.7	2.5	1.3	1.3	0.8	0	0	0



Ahmedabad

April 500 hPa level

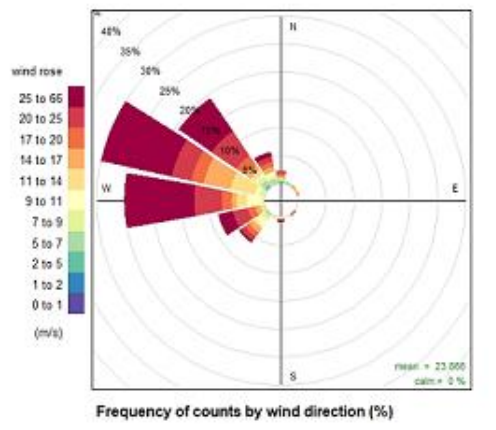
Speed Direction	calm	0-1	1-2	2-5	5-7	7-9	9-11	11-14	14-17	17-20	20-25	25 +
349-11	0	0	0.4	0	0.4	0	0.8	0.8	0	0	0	0
12-33	0	0	0	0	0.4	0.4	0	0.4	0	0	0	0
34-56	0	0	0	0	0	0	0	0	0	0	0	0.4
57-78	0	0	0	0	0	0	0	0	0	0	0	0
79-101	0	0	0	0	0.4	0	0	0	0	0	0	0
102-123	0	0	0.4	0	0	0	0	0	0	0	0	0
124-146	0	0	0	0	0	0	0	0	0	0	0	0
147-168	0	0	0	0	0	0	0	0	0	0	0	0
168-191	0	0	0	0	0	0	0	0	0.4	0	0	0
192-213	0	0	0.4	0.4	0.4	0	0.8	0	0	0	0	0
214-236	0	0.4	0.4	0	0.4	0	0.4	0.4	0	0	0	0.4
237-258	0	0	0.4	1.3	0	2.5	2.5	2.1	0.8	0	0.4	0.4
259-281	0	0	1.3	1.7	1.3	4.7	5.1	3.4	2.5	4.7	1.3	1.3
282-303	0	0	0.4	0.8	2.5	2.1	6.4	5.9	2.1	3.4	0.8	0.8
304-326	0	0	1.7	1.3	3	2.1	2.5	2.5	3.4	1.7	0.8	0.8
327-348	0	0	1.3	2.1	2.5	1.7	0.4	0.8	0.8	0.4	0	0



Ahmedabad

April 300 hPa level

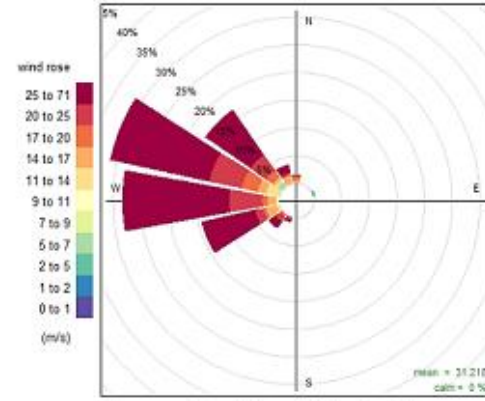
Speed Direction	calm	0-1	1-2	2-5	5-7	7-9	9-11	11-14	14-17	17-20	20-25	25 +
349-11	0	0	0.4	0	0	0	0.4	0.4	0.4	0.4	0.4	0
12-33	0	0	0	0.4	0	0	0	0	0	0	0	0
34-56	0	0	0	0	0	0	0	0	0.4	0	0	0
57-78	0	0	0	0	0	0	0	0	0.4	0	0	0
79-101	0	0	0	0	0	0	0	0	0	0	0	0
102-123	0	0	0	0	0	0	0	0	0	0	0	0
124-146	0	0	0	0	0	0	0	0	0	0.4	0	0
147-168	0	0	0	0	0	0	0	0	0	0	0	0
168-191	0	0	0	0	0	0	0	0.4	0	0	0	0.4
192-213	0	0	0	0	0	0	0	0.4	0	0	0	0
214-236	0	0	0	0.4	0.9	1.3	0.4	0.9	0.9	0.9	0.9	0.4
237-258	0	0	0	0	0	0	0.9	0.9	1.3	2.7	2.7	2.7
259-281	0	0	0	0	0.4	2.7	1.8	0.9	1.8	4.9	12.5	12.5
282-303	0	0	0	0	0.9	0.9	4.5	4.9	2.2	3.6	12.9	12.9
304-326	0	0	0.4	0.9	0.9	0.4	0.9	1.3	1.8	5.4	7.1	7.1
327-348	0	0	0	0.9	0.4	0.9	0	0.9	0.9	0.9	0.9	0.9



Ahmedabad

April 200 hPa level

Speed Direction	calm	0-1	1-2	2-5	5-7	7-9	9-11	11-14	14-17	17-20	20-25	25 +
349-11	0	0	0	0	0	0	0	0	0.5	0.5	0.5	0
12-33		0	0	0	0	0	0	0	0	0	0	0
34-56		0	0	0	0	0	0	0	0	0	0	0
57-78		0	0	0.5	0	0	0	0	0	0	0	0
79-101		0	0	0	0	0	0	0	0	0	0	0
102-123		0	0	0	0	0	0	0	0	0	0	0
124-146		0	0	0	0	0	0	0	0	0	0	0
147-168		0	0	0	0	0	0	0	0	0	0	0
168-191		0	0	0	0	0	0	0	0	0	0	0
192-213		0	0	0	0	0	0	0	0	0	0.5	0.5
214-236		0	0	0	0	0	0	0	0	0.5	1	1.5
237-258		0	0	0	0	0	0	0.5	2	0.5	1.5	9.9
259-281		0	0	0	0	0	0.5	0	1.5	1	5.9	19.3
282-303		0	0	0	0	0	0	2.5	1.5	3	5.9	18.3
304-326		0	0	0	1	0	0	0.5	0.5	1.5	3.5	9.9
327-348		0	0	0	0	0	0	0	1.5	0	0.5	1.5

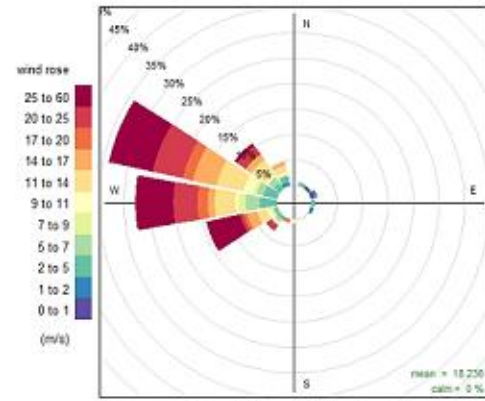


Frequency of counts by wind direction (%)

Ahmedabad

April 100 hPa level

Speed Direction	calm	0-1	1-2	2-5	5-7	7-9	9-11	11-14	14-17	17-20	20-25	25 +
349-11	0	0	0	0	0	0	0	0	0	0	0	0
12-33		0	0	0.7	0	0	0	0	0	0	0	0
34-56		0.7	0	0	0	0	0	0	0	0	0	0
57-78		0.7	0.7	0	0	0	0	0	0	0	0	0
79-101		0	0	0.7	0	0	0	0	0	0	0	0
102-123		0	0.7	0	0	0	0	0	0	0	0	0
124-146		0	0	0	0	0	0	0	0	0	0	0
147-168		0	0	0	0	0	0	0	0	0	0	0
168-191		0	0	0	0	0	0	0.7	0	0	0	0
192-213		0	0	0	0	0	0	0	0	0.7	0	0
214-236		0	0	0.7	0.7	0	0.7	0	0	0	1.4	0
237-258		0	0	0.7	0	0.7	0.7	2	2	0.7	0.7	6.8
259-281		0	0	3.4	2.7	1.4	0.7	4.1	1.4	2	4.7	7.4
282-303		0	0	2.7	1.4	0.7	2	5.4	4.7	2	6.1	8.8
304-326		0	0	1.4	1.4	0	0.7	3.4	1.4	0	2	0.7
327-348	0	0.7	1.4	0	0	0.7	1.4	0.7	0	0	0	

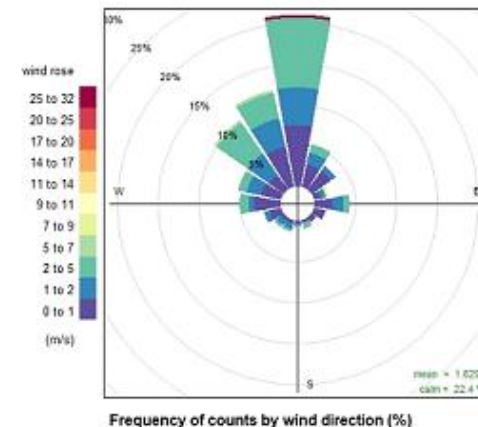


Frequency of counts by wind direction (%)

Ahmedabad

May 1000 hPa level

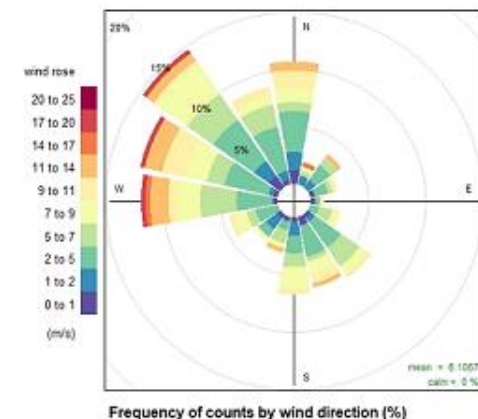
Speed Direction	calm	0-1	1-2	2-5	5-7	7-9	9-11	11-14	14-17	17-20	20-25	25 +
349-11	22	7.5	4.6	8.5	0	0	0	0	0	0	0	0.4
12-33		2.8	1.4	1.1	0	0	0	0	0	0	0	0
34-56		2.8	0.7	0	0	0	0	0	0	0	0	0
57-78		0.7	0.7	0	0	0.4	0	0	0	0	0	0
79-101		2.1	1.4	0.7	0	0	0	0	0	0	0	0
102-123		1.4	0	0	0	0	0	0	0	0	0	0
124-146		0.7	0	0	0	0	0	0	0	0	0	0
147-168		0.4	0	0.7	0	0	0	0	0	0	0	0
168-191		0.4	0.4	0	0	0	0	0	0	0	0	0
192-213		0.4	0.7	0.4	0	0	0	0	0	0	0	0
214-236		0.4	0.7	0.4	0	0	0	0	0	0	0	0
237-258		1.4	0.7	0	0	0	0	0	0	0	0	0
259-281		3.2	0.7	1.1	0	0	0	0	0	0	0	0
282-303		2.5	1.8	1.1	0	0	0	0	0	0	0	0
304-326		2.1	3.2	4.6	0.4	0	0	0	0	0	0	0
327-348		5	3.6	3.2	0.4	0	0	0	0	0	0	0



Ahmedabad

May 925 hPa level

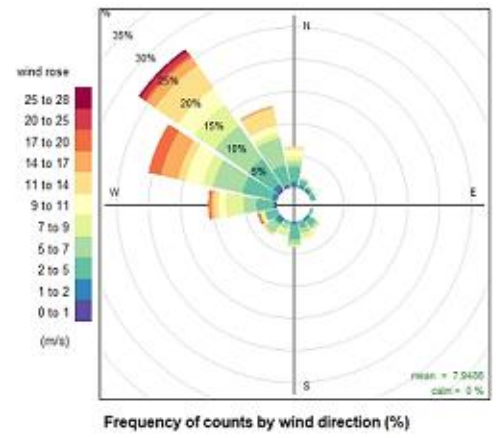
Speed Direction	calm	0-1	1-2	2-5	5-7	7-9	9-11	11-14	14-17	17-20	20-25	25 +
349-11	0	1.2	1.6	3.6	0.8	1.2	1.6	0.8	0	0	0	0
12-33		0	0.8	0	0.4	0.4	0	0	0.4	0	0	0
34-56		0	0.8	1.6	0.8	0	0	0.4	0	0	0	0
57-78		0.4	0	1.2	0.4	0	0.4	0	0	0	0	0
79-101		0.4	0	0.4	0	0	0.4	0	0	0	0	0
102-123		0	0	0.8	1.2	0.8	0	0	0	0	0	0
124-146		0.4	0.4	2.8	2	0.8	0.4	0	0	0	0	0
147-168		0.8	0	2.8	0.4	1.2	0.8	0.4	0	0	0	0
168-191		0.4	1.2	1.6	1.2	2	0.4	0	0	0	0	0
192-213		0.4	0	0.8	1.2	0.4	0	0.4	0	0	0	0
214-236		0.4	1.2	0.8	0	0.4	0	0	0	0	0	0
237-258		0	0	2	0.8	1.2	0.4	0	0	0	0	0
259-281		0.4	0	3.2	3.2	2	0.8	1.6	0.4	0.4	0	0
282-303		0.4	0.4	4	1.6	2	2	1.6	0	0.4	0	0
304-326		1.2	1.6	4.3	2.8	3.2	0.4	0.8	0	0.4	0	0
327-348		0.4	0.8	4	2	0.8	0.8	0	0	0	0	0



Ahmedabad

May 850 hPa level

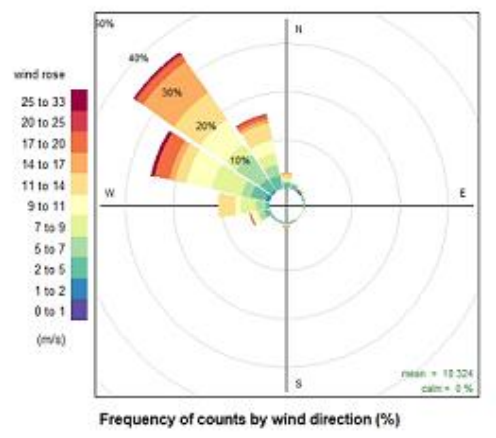
Speed Direction	calm	0-1	1-2	2-5	5-7	7-9	9-11	11-14	14-17	17-20	20-25	25 +
349-11	0	0.8	2.4	0.8	0.8	1.2	0.4	0	0	0	0	0
12-33	0	0.4	0.8	0.4	0	0	0	0	0	0	0	0
34-56	0	0.4	0.4	0	0.4	0	0	0	0	0	0	0
57-78	0	0	0.8	0	0	0	0	0	0	0	0	0
79-101	0	0	0	0	0	0	0	0	0	0	0	0
102-123	0	0	0.4	0	0	0.4	0	0	0	0	0	0
124-146	0	0.4	1.2	0.4	0.4	0	0	0	0	0	0	0
147-168	0	0	1.2	0.4	0.8	0.4	0	0	0	0	0	0
168-191	0	0.4	2.4	1.2	0.4	0	0	0	0	0	0	0
192-213	0	0	0.4	0.8	1.2	0	0	0	0	0	0	0
214-236	0	0.8	0.4	1.6	0	0	0.4	0	0	0	0	0
237-258	0	0	2	0	0.8	0	0	0	0.4	0	0	0
259-281	0.4	0	2.8	2	2.8	1.2	0.8	0.4	0.4	0	0	0
282-303	0	0.8	4.7	4.7	1.6	2.8	1.2	2.8	2	0	0	0
304-326	0.4	0.8	4.7	6.3	4	3.2	4.3	1.6	0.4	0.8	0.4	0
327-348	0.4	0	3.2	4.3	0.8	1.2	2.8	0.4	0	0	0	0



Ahmedabad

May 700 hPa level

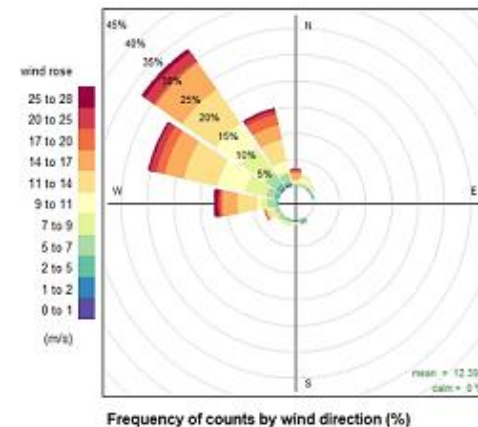
Speed Direction	calm	0-1	1-2	2-5	5-7	7-9	9-11	11-14	14-17	17-20	20-25	25 +
349-11	0	0	1.2	0	0.8	0	0.8	0.4	0	0	0	0
12-33	0	0	0.8	0.4	0	0	0	0	0	0	0	0
34-56	0.4	0	0	0.4	0	0	0	0	0	0	0	0
57-78	0	0	0.4	0	0	0	0	0	0	0	0	0
79-101	0	0	0.4	0	0	0	0	0	0	0	0	0
102-123	0	0	0	0	0.4	0	0	0	0	0	0	0
124-146	0	0	0	0	0	0	0	0	0	0	0	0
147-168	0	0	0.4	0	0	0	0	0	0	0	0	0
168-191	0	0	0.4	0	0	0	0.4	0.4	0	0	0	0
192-213	0	0	0.4	0	0	0	0	0	0	0	0	0
214-236	0	0	0.4	0	0	0	0	0	0	0	0	0
237-258	0	0	1.2	1.2	0.4	1.2	0	0	0.4	0	0	0
259-281	0	0	0.8	2	3.2	1.2	3.6	0	0	0	0	0
282-303	0	0.8	3.2	2	6.3	5.5	2.4	1.2	3.2	0	0.8	0
304-326	0	0.4	2.8	5.9	2.8	6.3	6.7	7.9	1.6	0.4	0.4	0
327-348	0	0	2.8	2.4	2.4	2.8	3.6	0.8	0.8	0.4	0	0



Ahmedabad

May 500 hPa level

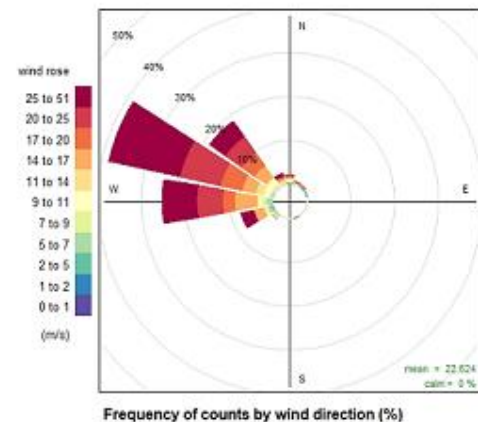
Speed Direction	calm	0-1	1-2	2-5	5-7	7-9	9-11	11-14	14-17	17-20	20-25	25 +
349-11	0	0	0	0	0.4	0.4	0	0.4	1.2	0.4	0.4	0
12-33	0	0	0	0	0.4	0.4	0.8	0.4	0	0	0	0
34-56	0	0	0.4	0	0	0	0.4	0.4	0	0	0	0
57-78	0	0	0.4	0	0	0	0	0	0	0	0	0
79-101	0	0	0	0	0	0	0	0	0	0	0	0
102-123	0	0	0	0	0	0	0	0	0	0	0	0
124-146	0	0	0	0	0	0	0	0	0	0	0	0
147-168	0	0	0.8	0	0.4	0	0	0	0	0	0	0
168-191	0	0.4	0	0	0	0.4	0	0	0	0	0	0
192-213	0	0	0.4	0	0.8	0	0	0	0	0	0	0
214-236	0	0	0	0.8	0.4	0	0	0	0	0	0	0
237-258	0	0	0	0.8	0.8	0	0.8	0	0.4	0	0	0
259-281	0	0	0.4	1.6	1.2	0.8	3.7	2.9	0.4	0.4	0.4	0.8
282-303	0	0	0.8	1.6	4.1	5.3	6.6	3.7	1.6	1.2	0.4	0.4
304-326	0	0.4	0.8	2.5	5.8	5.8	7.8	6.2	0.4	2.1	0.8	0.8
327-348	0.4	0	0.4	1.6	0.4	2.1	4.1	2.9	2.1	0.8	0.4	0.4



Ahmedabad

May 300 hPa level

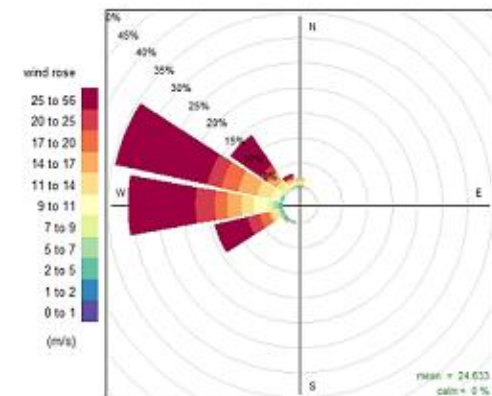
Speed Direction	calm	0-1	1-2	2-5	5-7	7-9	9-11	11-14	14-17	17-20	20-25	25 +
349-11	0	0	0.5	0	0	0.5	0.5	0	0.5	0.5	0.5	0
12-33	0	0	0	0	0	0	0	0.5	0	0	0.5	0
34-56	0	0	0.5	0	0	0	0	0	0.5	0	0	0
57-78	0	0	0.5	0	0	0	0	0	0	0	0	0
79-101	0	0	0	0	0	0.5	0	0	0	0	0	0
102-123	0	0	0	0	0	0	0	0	0	0	0	0
124-146	0	0	0	0	0	0	0	0	0	0	0	0
147-168	0	0	0.5	0	0	0	0	0	0	0	0	0
168-191	0	0	0	0	0	0.5	0	0	0	0	0	0
192-213	0	0	0	0	0	0	0	0	0	0	0	0
214-236	0	0	0	0.5	0.5	0	0	0	0.5	0	0	0
237-258	0	0	0.5	0.9	0	0.5	0.5	2.3	0	0	0	3.2
259-281	0	0	0	1.4	0.9	0.9	0.5	5	2.7	5.9	8.1	8.1
282-303	0	0	0	0.5	0.5	1.4	1.8	3.2	5	9.5	16.7	16.7
304-326	0	0	0	0	0.9	1.4	0.5	3.2	3.6	4.5	4.5	4.5
327-348	0	0	0	0	0.5	0	0.5	0.5	0.5	0.5	0	0.9



Ahmedabad

May 200 hPa level

Speed Direction	calm	0-1	1-2	2-5	5-7	7-9	9-11	11-14	14-17	17-20	20-25	25 +
349-11	0	0	0	0.5	0	0.5	0	0.5	0.5	0	0	0
12-33	0	0	0	0	0	0	0	0.5	0	0	0	0
34-56	0	0	0	0	0	0	0	0	0	0	0	0
57-78	0	0	0	0	0	0	0	0	0	0	0	0
79-101	0	0	0	0	0	0	0	0	0	0	0	0
102-123	0	0	0	0	0	0	0	0	0	0	0	0
124-146	0	0	0	0	0	0	0	0	0	0	0	0
147-168	0	0	0	0	0	0.5	0	0	0	0	0	0
168-191	0	0	0	0	0	0	0	0	0	0	0	0
192-213	0	0	0	0.5	0	0	0	0	0	0	0	0
214-236	0	0	0	0.5	0	0	0	0	0.5	0	0	0
237-258	0	0	0	0.5	0.5	0.5	0	1	0.5	1.9	2.4	6.8
259-281	0	0	1	1	1	1	2.9	2.4	2.9	2.4	3.9	13.5
282-303	0	0	0.5	0	0.5	1.4	2.9	2.9	3.9	3.4	2.9	18.8
304-326	0	0	0	0	1.4	0	1	1.9	0.5	1.4	7.2	0
327-348	0	0	0	0.5	0	0.5	0.5	0.5	0.5	0	0.5	0.5

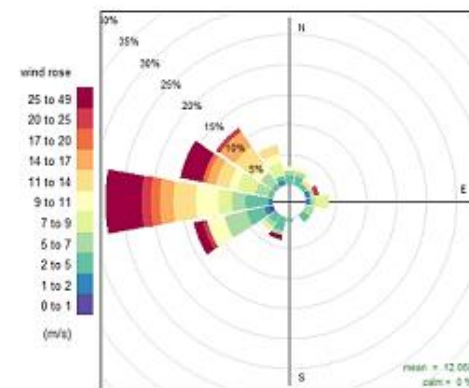


Frequency of counts by wind direction (%)

Ahmedabad

May 100 hPa level

Speed Direction	calm	0-1	1-2	2-5	5-7	7-9	9-11	11-14	14-17	17-20	20-25	25 +
349-11	0	0	0	1.5	0.8	0	0.8	0	0	0	0	0
12-33	0	0	0	1.5	0.8	0	0.8	0	0	0	0	0
34-56	0	0	0	0.8	0	0	0	0.8	0	0	0	0
57-78	0	0.8	0	0	0.8	0	0	0	0	0	0.8	0
79-101	0	0.8	0	0	0.8	2.3	0	0	0	0	0	0
102-123	0	0	0	0	1.5	0	0	0	0	0	0	0
124-146	0	0	0	1.5	0	0	0	0	0	0	0	0
147-168	0	0	0	0	0	0	0	0	0	0	0	0
168-191	0	0	0	0.8	0	0	0	0	0	0	0	0
192-213	0	0	0	2.3	0.8	0	0	0	0	0	0	0.8
214-236	0	0	0	1.5	0.8	0.8	0	0	0	0	0	0
237-258	0.8	0.8	3	3.8	0	3	0	0	0	0	0.8	1.5
259-281	0	0.8	3.8	2.3	2.3	3.8	3.8	2.3	1.5	1.5	1.5	6
282-303	0	0	0.8	2.3	3	1.5	2.3	1.5	0.8	0	0	3.8
304-326	0	0	0.8	2.3	0	1.5	3.8	3	0	0	0.8	0
327-348	0	0.8	0.8	0	2.3	1.5	1.5	0	0	0	0	0

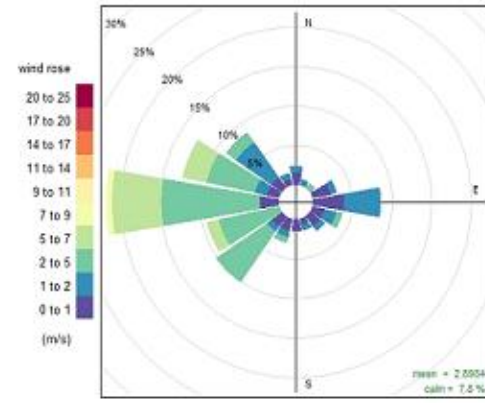


Frequency of counts by wind direction (%)

Ahmedabad

June 1000 hPa level

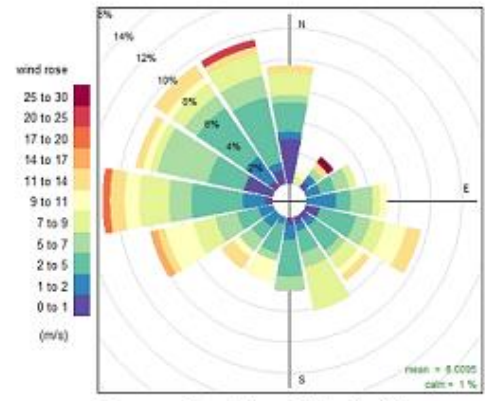
Speed Direction	calm	0-1	1-2	2-5	5-7	7-9	9-11	11-14	14-17	17-20	20-25	25 +
349-11	8	1.6	0.8	0	0	0	0	0	0	0	0	0
12-33		0	0.8	0	0	0	0	0	0	0	0	0
34-56		0	0	0.8	0	0	0	0	0	0	0	0
57-78		2.3	0.8	0	0	0	0	0	0	0	0	0
79-101		3.9	4.7	0	0	0	0	0	0	0	0	0
102-123		1.6	1.6	0.8	0	0	0	0	0	0	0	0
124-146		1.6	0.8	0	0	0	0	0	0	0	0	0
147-168		0	0.8	0	0	0	0	0	0	0	0	0
168-191		2.3	0	0	0	0	0	0	0	0	0	0
192-213		1.6	0.8	0.8	0	0	0	0	0	0	0	0
214-236		1.6	0.8	7.8	0	0	0	0	0	0	0	0
237-258		0	0	7.8	1.6	0	0	0	0	0	0	0
259-281		2.3	0	12.5	6.2	0.8	0	0	0	0	0	0
282-303		1.6	1.6	6.2	3.1	0	0	0	0	0	0	0
304-326		1.6	5.5	1.6	0	0	0	0	0	0	0	0
327-348		0.8	0.8	0	0	0	0	0	0	0	0	0



Ahmedabad

June 925 hPa level

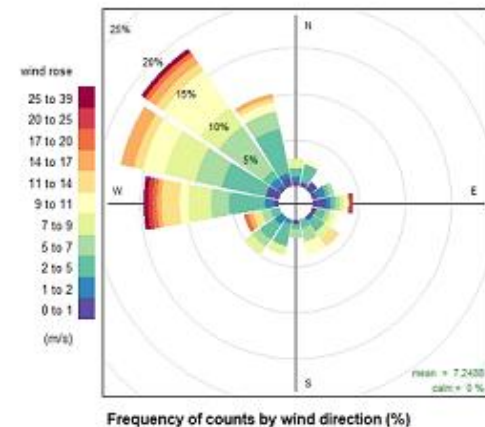
Speed Direction	calm	0-1	1-2	2-5	5-7	7-9	9-11	11-14	14-17	17-20	20-25	25 +
349-11	0	2.9	0.5	1.9	0.5	1.4	0	0.5	0	0	0	0
12-33		0	0	0	0	0.5	0.5	0	0	0	0	0
34-56		0.5	0.5	0	0.5	0	0	0.5	0	0	0	0.5
57-78		0	1	1	1	0.5	0	0	0	0	0	0
79-101		0	1.9	1	1.4	0.5	0.5	0	0	0	0	0
102-123		1	0	2.4	1	1	1.4	1	0	0	0	0
124-146		0.5	0.5	1.9	0.5	1	0.5	0.5	0	0	0	0
147-168		0.5	0.5	1.4	1	2.4	0	0	0	0	0	0
168-191		0.5	1	2.4	1	0.5	0	0	0	0	0	0
192-213		0	0.5	1.9	0.5	0	1.4	0	0	0	0	0
214-236		0	1	1	1	0	0.5	1	0	0	0	0
237-258		0	1	1.4	1.4	1.4	1.9	0.5	0.5	0	0	0
259-281		0.5	1.4	3.3	1.4	1.9	1	1	0	0.5	0	0
282-303		1.9	0	2.4	3.3	0.5	0.5	0.5	0	0	0	0
304-326		0.5	1.9	3.8	1	1	0.5	1	0	0	0	0
327-348		1	0.5	4.3	1.4	1.4	0	0.5	0	0	0.5	0



Ahmedabad

June 850 hPa level

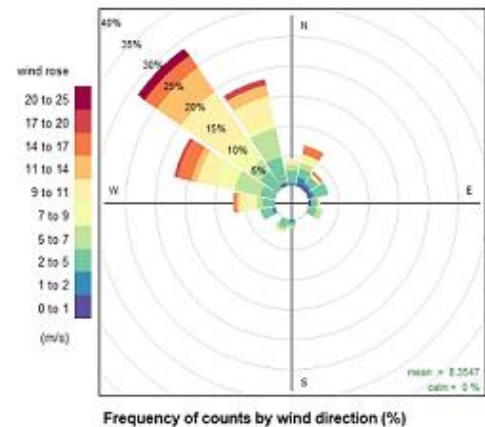
Speed Direction	calm	0-1	1-2	2-5	5-7	7-9	9-11	11-14	14-17	17-20	20-25	25 +
349-11	0	0.5	0.5	1	0	1	0	0	0	0	0	0
12-33	0	0.5	0	2	0	0	0.5	0	0	0	0	0
34-56	0	1	0	0	0	0	0	0	0	0	0	0
57-78	0	0.5	1	0.5	0.5	0	0	0	0	0	0	0
79-101	0	1.5	0.5	0.5	0.5	0.5	0.5	0	0	0	0.5	0
102-123	0	0.5	0	1	0.5	0.5	0.5	0	0	0	0	0
124-146	0	0.5	0	1.5	0	1	0	1	0	0	0	0
147-168	0	0	0	1	1	0	1.5	0	0	0	0	0
168-191	0	0.5	0	0.5	1.5	0	0	0	0	0	0	0
192-213	0	0	0.5	2.4	0	1	0	0	0	0	0	0
214-236	0	0	1	2	1	1	0	0	0	0	0	0
237-258	0	0	0	1	1	0.5	0	0.5	0.5	0.5	0	0
259-281	0	0.5	1	3.9	2	2.4	1	2	0.5	0.5	0.5	0.5
282-303	0	1.5	0	4.9	2.9	3.4	2.4	1	1.5	0	0	0
304-326	0	0.5	1	1	5.9	2.4	4.9	1	1	0.5	0	0.5
327-348	0	1	0.5	4.9	2	0	1	0.5	0.5	0	0	0



Ahmedabad

June 700 hPa level

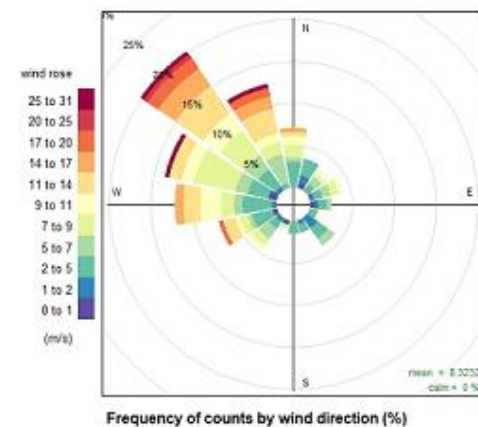
Speed Direction	calm	0-1	1-2	2-5	5-7	7-9	9-11	11-14	14-17	17-20	20-25	25 +
349-11	0	0	0.5	2	1	0	1	0	0	0	0	0
12-33	0	0.5	1	1.5	1	0.5	1	0	1.5	0	0	0
34-56	0	0.5	0.5	1.5	0	0.5	0	0	0.5	0	0	0
57-78	0	0.5	0.5	2.5	0	0	0	0	0	0	0	0
79-101	0	0.5	0	1	0	0.5	0	0	0	0	0	0
102-123	0	0	0	1.5	1	0	0	0	0	0	0	0
124-146	0	0	0	0	0	0	0	0	0	0	0	0
147-168	0	0	0	0	0	0	0	0	0	0	0	0
168-191	0	0	0.5	0.5	0.5	0	0	0	0	0	0	0
192-213	0	0	0	1.5	0.5	0.5	0	0	0	0	0	0
214-236	0	0	0	0	0	0	0	0	0	0	0	0
237-258	0	0	0.5	2	0	0	0	0	0	0	0	0
259-281	0	0	0	2	1	1.5	1.5	0.5	0.5	0	0	0
282-303	0	0	0	2.5	4.4	3.4	3	1	2.5	0.5	0	0
304-326	0	0	0	3.4	2.5	4.9	8.9	4.9	2.5	0	1.5	0
327-348	0	0.5	0	4.4	4.9	1	4.4	2	0	1	0	0



Ahmedabad

June 500 hPa level

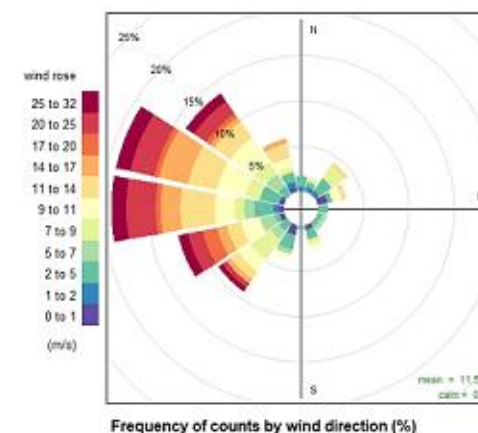
Speed Direction	calm	0-1	1-2	2-5	5-7	7-9	9-11	11-14	14-17	17-20	20-25	25 +
349-11	0	0	3	0.5	1.5	1	0.5	0.5	0	0	0	0
12-33	0.5	1	2	0	0	0	0	0	0	0	0	0
34-56	0	0	1	1	0.5	0.5	0	0	0	0	0	0
57-78	0	0.5	1	1	1	0.5	0	0	0	0	0	0
79-101	0.5	0.5	1	0.5	0	0	0	0	0	0	0	0
102-123	0	0	1	0	0	0.5	0	0	0	0	0	0
124-146	0	1.5	1.5	1	0	0	0	0	0	0	0	0
147-168	0	0.5	1	0	0	0	0	0	0	0	0	0
168-191	0	0	1.5	0	0	0	0	0	0	0	0	0
192-213	0.5	0	0	0	0.5	0	0	0	0	0	0	0
214-236	0	0.5	1	1.5	1	0.5	0	0	0	0	0	0
237-258	0.5	0	2.5	0.5	1	0.5	1.5	0	0.5	0	0	0
259-281	0	0.5	3.5	1	1.5	2.5	2	1	0	0	0	0
282-303	1	0	2.5	1.5	5.1	1.5	1.5	0	0	0	0	0.5
304-326	0	0.5	2.5	2	3.5	2.5	4	2.5	1.5	0.5	0.5	0.5
327-348	0	0	0.5	3.5	1.5	1	3	1.5	1	0	0	0.5



Ahmedabad

June 300 hPa level

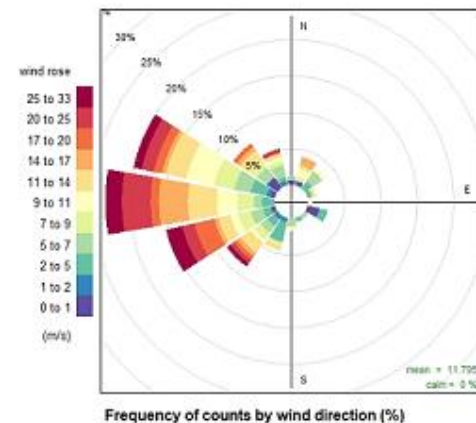
Speed Direction	calm	0-1	1-2	2-5	5-7	7-9	9-11	11-14	14-17	17-20	20-25	25 +
349-11	0	0.5	1.1	0	0	0	0	0	0	0	0	0
12-33	0	0.5	0.5	0	0.5	0	0	0	0	0	0	0
34-56	0	0.5	1.6	0	1.6	0	0.5	0	0	0	0	0
57-78	1.1	0	0.5	0	0	1.1	0.5	0	0	0	0	0
79-101	0	0	1.1	0	0	0	0	0	0	0	0	0
102-123	0	0	0.5	0.5	0	0	0	0	0	0	0	0
124-146	0	0	0.5	0.5	0	0	0	0	0	0	0	0
147-168	0.5	0	1.1	0	0.5	0.5	0	0	0	0	0	0
168-191	0	0	0.5	0	0	0	0	0	0	0	0	0
192-213	1.1	0	1.6	0.5	0	0.5	0	0	0	0	0	0
214-236	0	0	1.1	1.1	2.7	1.6	1.1	0.5	0	0.5	0.5	0.5
237-258	0.5	0	0.5	1.6	0	2.2	1.6	1.1	1.6	1.6	1.6	1.1
259-281	0.5	0.5	2.2	1.1	1.1	2.2	3.8	2.2	0.5	3.3	1.6	1.6
282-303	0.5	0	2.2	0	1.6	3.3	3.3	3.3	0.5	2.7	1.6	1.6
304-326	0	0	1.1	1.6	1.6	3.3	2.2	0.5	0.5	1.6	1.1	1.1
327-348	0.5	0.5	1.1	0	0.5	1.1	1.6	0.5	0	0	0	0



Ahmedabad

June 200 hPa level

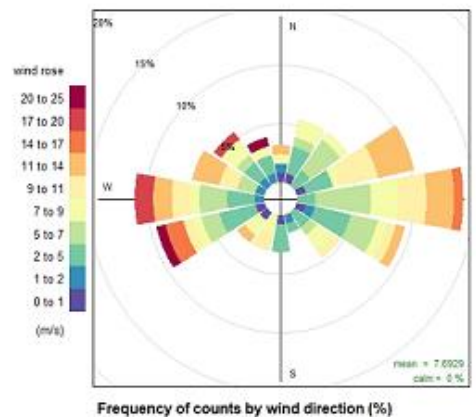
Speed Direction	calm	0-1	1-2	2-5	5-7	7-9	9-11	11-14	14-17	17-20	20-25	25 +
349-11	0	0.6	0	0	0.6	0	0	0	0	0	0	0
12-33	0	0.6	0	0	0	0.6	1.1	0.6	1.1	0	0	0
34-56	0	0	0	1.1	1.7	0	0.6	0	0	0	0	0
57-78	0	0	0	0.6	0	0	0	0.6	0	0	0	0
79-101	0	0	0	0	0	0	0.6	0	0	0	0	0
102-123	0	1.7	0	1.1	0	0	0	0	0	0	0	0
124-146	0	0	0	0	0.6	0	0	0	0	0	0	0
147-168	0	0	0	0.6	0	0	0	0	0	0	0	0
168-191	0	0	0	0	1.1	0	0.6	0	0	0	0	0
192-213	0	0	0.6	2.8	0	0.6	0	0.6	0	0	0	0
214-236	0	0	0.6	1.1	1.1	1.1	0.6	1.7	0.6	0.6	0.6	0.6
237-258	0	0.6	0	1.1	1.7	1.7	1.1	1.7	0.6	2.8	1.7	2.3
259-281	0	0	0	1.7	1.1	2.3	2.8	4	4	1.1	4	2.3
282-303	0	0.6	0.6	2.3	2.3	2.8	4	2.8	0.6	1.1	1.7	1.1
304-326	0	1.7	0	0	1.7	1.1	0	1.7	0.6	0.6	0	0
327-348	0	0	0.6	0.6	1.7	0.6	0.6	0.6	0	0	0.6	0



Ahmedabad

June 100 hPa level

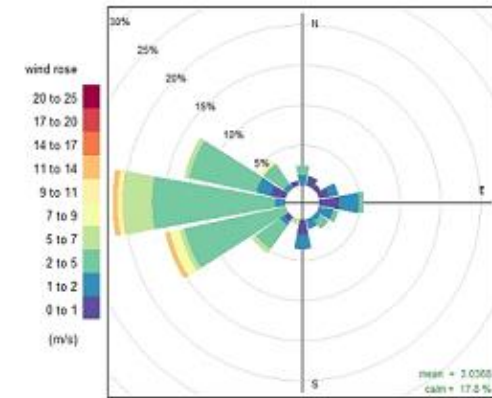
Speed Direction	calm	0-1	1-2	2-5	5-7	7-9	9-11	11-14	14-17	17-20	20-25	25 +
349-11	0	0.8	0.8	0	0	0.8	0	0.8	0	0	0	0
12-33	0	0.8	0	2.4	0.8	1.6	0	0	0	0	0	0
34-56	0	0	0	1.6	3.1	0.8	0	0	0	0	0	0
57-78	0	0.8	0	2.4	0	0.8	3.1	3.1	0	0	0	0
79-101	0	0	0	1.6	4.7	2.4	2.4	2.4	0.8	0	0	0
102-123	0	0.8	0.8	3.1	2.4	0.8	0.8	0.8	0	0	0	0
124-146	0	0	0	1.6	0.8	1.6	0.8	0	0	0	0	0
147-168	0	0	0	0.8	0	0	0	0	0	0	0	0
168-191	0	0.8	0.8	2.4	0	0	0	0	0	0	0	0
192-213	0	0	0	0	0	1.6	1.6	0	0	0	0	0
214-236	0	0.8	0	0	0	1.6	0	0.8	0	0	0	0
237-258	0	0.8	0	3.1	1.6	0.8	0.8	0	1.6	0	0.8	0
259-281	0	0	0.8	2.4	2.4	0.8	1.6	1.6	0	1.6	0	0
282-303	0	0	0.8	0	1.6	0	1.6	2.4	0	0	0	0
304-326	0	0	0.8	1.6	0.8	1.6	0	0	0	0.8	0	0
327-348	0	0	0.8	1.6	0	0.8	0	0	0	0	0.8	0



Ahmedabad

July 1000 hPa level

Speed Direction	calm	0-1	1-2	2-5	5-7	7-9	9-11	11-14	14-17	17-20	20-25	25 +
349-11	18	0	1.2	1.2	0	0	0	0	0	0	0	0
12-33		1.2	0	0	0	0	0	0	0	0	0	0
34-56		0.6	0	0	0	0	0	0	0	0	0	0
57-78		1.2	1.2	0	0	0	0	0	0	0	0	0
79-101		2.5	2.5	0.6	0	0	0	0	0	0	0	0
102-123		0	1.8	0.6	0	0	0	0	0	0	0	0
124-146		0	0.6	1.2	0	0	0	0	0	0	0	0
147-168		0	1.2	0	0	0	0	0	0	0	0	0
168-191		1.8	1.8	0	0	0	0	0	0	0	0	0
192-213		0	0	0	0.6	0	0	0	0	0	0	0
214-236		0.6	0.6	3.7	0.6	0	0	0	0	0	0	0
237-258		0	0	12.9	0.6	1.2	0	0.6	0	0	0	0
259-281		0	1.2	15.3	3.7	0	0.6	0.6	0	0	0	0
282-303		1.8	1.8	8.6	0.6	0	0	0	0	0	0	0
304-326		0	0.6	3.1	0	0	0.6	0	0	0	0	0
327-348		0.6	0	0	0	0	0	0	0	0	0	0

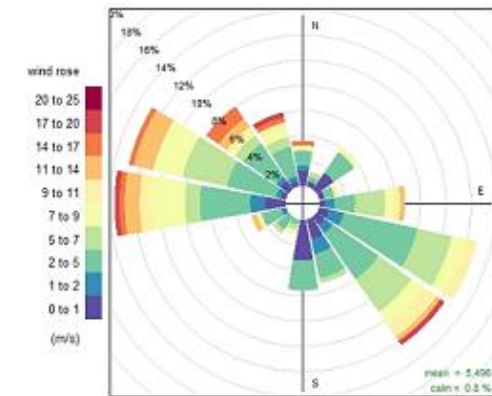


Frequency of counts by wind direction (%)

Ahmedabad

July 925 hPa level

Speed Direction	calm	0-1	1-2	2-5	5-7	7-9	9-11	11-14	14-17	17-20	20-25	25 +
349-11	0	1.2	2.5	1.7	0	0	0	0	0	0	0	0
12-33		2.1	2.5	1.7	0	0	0	0	0	0	0	0
34-56		0.4	0.8	1.7	0.8	0.8	0	0	0	0	0	0
57-78		1.2	0.4	1.2	0.4	0	0	0	0	0	0	0
79-101		0	0.4	1.2	2.1	0.8	0.8	0.8	0	0	0	0
102-123		0	0.8	2.9	1.7	0	0.8	0.4	0	0	0.4	0
124-146		1.7	0.8	2.9	1.7	0	0.4	0	0	0	0	0
147-168		0	0.4	2.1	2.1	0.8	0.4	0	0	0	0	0
168-191		2.9	1.2	1.7	0	0	0.4	0	0	0	0	0
192-213		0	0.4	0.8	0	0	0	0	0	0	0	0
214-236		0	1.2	0.8	0.4	0.4	0.8	0	0	0	0	0
237-258		0.4	0.4	1.7	0.4	0.4	0.4	0	0	0	0	0
259-281		0.4	0.8	4.6	1.7	2.5	1.7	2.5	0	0	0	0
282-303		1.2	0.4	3.3	0.8	2.1	2.5	2.1	0.4	0	0	0
304-326		0.4	1.2	3.3	0.4	0	0.4	0.4	0	0.8	0	0
327-348		1.7	0.8	0.4	0.8	0.4	0	0.4	0	0	0	0

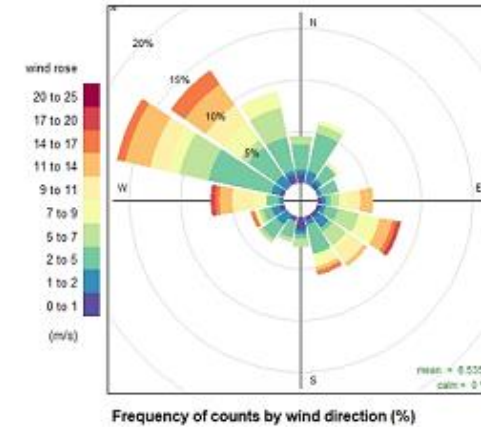


Frequency of counts by wind direction (%)

Ahmedabad

July 850 hPa level

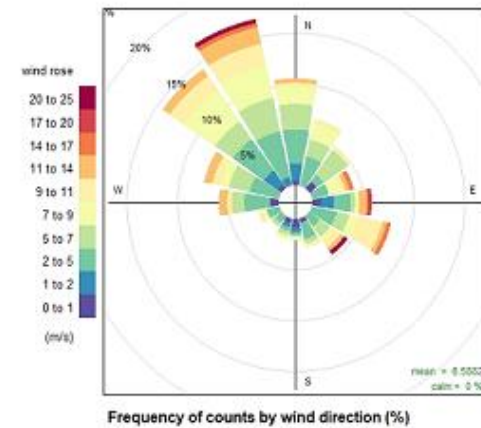
Speed Direction	calm	0-1	1-2	2-5	5-7	7-9	9-11	11-14	14-17	17-20	20-25	25 +
349-11	0	0.8	0.4	2.5	0.8	0	0	0	0	0	0	0
12-33	0	0	1.2	3.7	0.8	0.4	0	0	0	0	0	0
34-56	0	0.4	0.4	1.7	0	0	0.4	0	0	0	0	0
57-78	0	0	0.4	1.7	0	0	0	0	0	0	0	0
79-101	0	0.4	0.4	0.4	0.8	0.8	1.2	1.2	0	0	0	0
102-123	0	0.4	0.4	1.2	2.1	2.1	0	1.2	0.4	0.4	0	0
124-146	0	0.4	1.2	0.4	1.7	0.4	1.7	0.4	0	0	0	0
147-168	0	0.4	0.4	2.9	0	1.2	0	0.4	0.4	0	0	0
168-191	0	1.2	0.4	0.4	0.8	0	0	0	0	0	0	0
192-213	0	0.4	0	1.7	0.4	0	0	0	0	0	0	0
214-236	0	0	1.2	1.7	0.4	0	0	0	0	0	0	0
237-258	0	0.4	0.8	0.8	0.4	0.4	0	0	0.4	0	0	0
259-281	0	0	0.4	1.2	0	1.2	2.1	1.2	0.4	0.4	0	0
282-303	0	0.4	0.8	6.2	2.9	1.2	1.7	2.5	0.8	0	0	0
304-326	0	0	1.2	3.3	0.8	2.1	2.1	2.5	1.7	0	0	0
327-348	0	0.8	0.4	3.3	2.9	1.7	0	0	0	0	0	0



Ahmedabad

July 700 hPa level

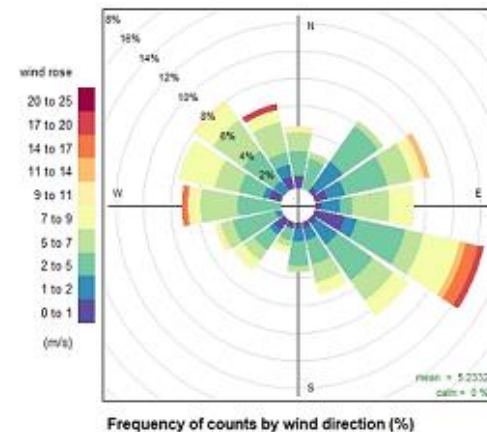
Speed Direction	calm	0-1	1-2	2-5	5-7	7-9	9-11	11-14	14-17	17-20	20-25	25 +
349-11	0	0.4	1.7	3.4	2.5	1.7	0.4	0.4	0	0	0	0
12-33	0	0	0	2.9	1.7	1.7	0.4	0	0	0	0	0
34-56	0	0.8	0	0.8	2.9	0	0.4	0	0	0	0	0
57-78	0	0	0	1.7	0	1.3	0.4	0.4	0.4	0	0	0
79-101	0	0.8	1.3	1.7	0.4	0.4	0	0.8	0	0.4	0	0
102-123	0	0	0	2.5	1.3	0.8	2.5	0.4	0.4	0	0	0
124-146	0	0	0	1.3	1.3	0.4	0.8	0.4	0	0	0.4	0
147-168	0	0.4	0	1.7	0.4	0	0	0	0	0	0	0
168-191	0	0.8	0.4	0.4	0	0.4	0.4	0	0	0	0	0
192-213	0	0.4	0.4	0.4	0.4	0.4	0	0	0	0	0	0
214-236	0	0	0	0.8	0.4	0	0	0	0	0	0	0
237-258	0	0	0	1.3	0	0.4	0.4	0	0	0	0	0
259-281	0	0.8	0	2.5	1.3	0	0.4	0.8	0	0	0	0
282-303	0	0	0	2.9	2.1	0.8	0.8	0.8	0	0	0	0
304-326	0	0.4	1.7	3.8	2.1	3.8	1.7	0.8	0	0	0	0
327-348	0	0	0.8	4.6	3.4	3.4	2.1	1.7	0.4	0	0.4	0



Ahmedabad

July 500 hPa level

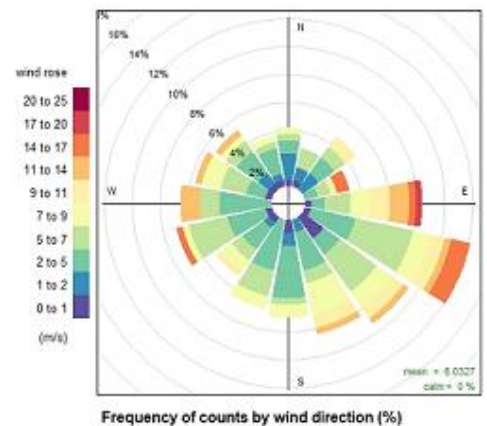
Speed Direction	calm	0-1	1-2	2-5	5-7	7-9	9-11	11-14	14-17	17-20	20-25	25 +
349-11	0	0.9	0	1.8	1.3	0	0.4	0	0	0	0	0
12-33		0	0	2.2	0.4	0	0	0	0	0	0	0
34-56		0.4	2.2	3.1	0.4	0	0	0	0	0	0	0
57-78		0.9	1.3	3.1	1.8	0.4	0.4	0.4	0	0	0	0
79-101		0.4	1.3	0.9	2.7	1.8	0	0	0	0	0	0
102-123		2.2	0.9	3.6	1.3	2.7	0	0.4	0.9	0.4	0	0
124-146		0.4	1.8	3.1	1.8	1.3	0	0	0	0	0	0
147-168		0.4	0.9	1.8	0.9	0.9	0	0	0	0	0	0
168-191		0.4	0.9	1.8	0.9	0	0	0	0	0	0	0
192-213		0.4	0	0.9	0.4	0.4	0	0	0	0	0	0
214-236		0.9	0.4	1.3	0.9	0.9	0	0	0	0	0	0
237-258		0	0.4	3.1	0.9	0	0.4	0	0	0	0	0
259-281		0	0	3.1	2.7	0.4	0.4	0	0.4	0	0	0
282-303		0.9	0.4	1.8	1.8	2.7	0	0	0	0	0	0
304-326		0	0.9	2.7	2.7	1.3	0.4	0	0	0	0	0
327-348		0.9	0.9	0.9	2.2	0.9	0	0	0	0.4	0	0



Ahmedabad

July 300 hPa level

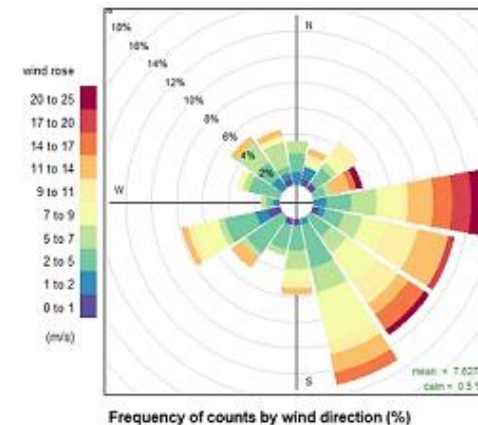
Speed Direction	calm	0-1	1-2	2-5	5-7	7-9	9-11	11-14	14-17	17-20	20-25	25 +
349-11	0	0.5	1.9	0.9	0.5	0.5	0	0	0	0	0	0
12-33		0.5	0.9	0	1.4	0	0	0	0	0	0	0
34-56		0	1.4	1.4	0.9	0	0.9	0	0	0	0	0
57-78		0	0	0.9	0.9	0	0.5	0	0.9	0	0	0
79-101		0.5	0	0.9	1.9	1.4	1.4	1.4	0.5	0.5	0	0
102-123		0.5	0	3.3	4.2	1.4	0.9	0.5	1.4	0	0	0
124-146		1.9	0	1.4	3.3	1.4	0.9	0.5	0	0	0	0
147-168		0	0.9	1.9	0.9	2.3	0.9	0.5	0	0	0	0
168-191		0.9	0.9	4.7	0.5	0.9	0	0	0	0	0	0
192-213		0	0	3.7	1.9	0.9	0	0	0	0	0	0
214-236		0.5	0.5	1.9	0.9	0.9	0.5	0	0	0	0	0
237-258		0.5	0	2.8	2.8	0.5	0	0	0.5	0	0	0
259-281		0	0	3.7	1.4	0	0	1.4	0	0	0	0
282-303		0.5	0	1.4	1.9	1.4	0	0.5	0	0	0	0
304-326		0.5	0.9	1.9	0.9	0.5	0	0.5	0	0	0	0
327-348		0.5	0.5	1.9	0.5	0.5	0	0	0	0	0	0



Ahmedabad

July 200 hPa level

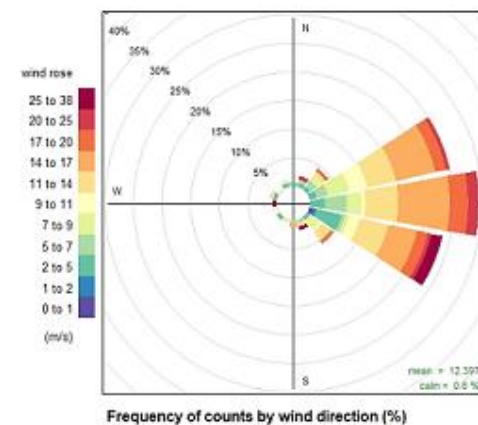
Speed Direction	calm	0-1	1-2	2-5	5-7	7-9	9-11	11-14	14-17	17-20	20-25	25 +
349-11	0	1	1.5	1	0	0	0	0	0	0	0	0
12-33	0.5	1	0	0	0.5	0.5	0.5	0.5	0	0	0	0
34-56	0.5	0	1.5	0.5	1	1	0	0	0	0	0	0
57-78	0	0	1	0.5	0	0	1.5	0.5	0	0.5	0	0
79-101	0	1	2	2	2	0.5	2	1.5	1.5	1	0	0
102-123	0.5	0.5	1.5	1.5	2	2.5	2.5	2.5	0	0.5	0	0
124-146	0	0	2	1.5	2.9	2	1	1.5	0	0.5	0	0
147-168	0	0.5	3.4	2	3.9	1	1.5	1	0	0	0	0
168-191	0.5	0	2	1.5	1	0.5	0.5	0.5	0	0	0	0
192-213	0.5	0	2	0.5	0	0	0	0	0	0	0	0
214-236	0	0	3.4	0.5	0	0	1	0	0	0	0	0
237-258	1	1	2.5	0.5	2	0.5	0.5	0	0	0	0	0
259-281	0	0.5	0.5	0.5	0	0	0	0	0	0	0	0
282-303	0	0	2.5	0.5	0.5	0	0	0	0	0	0	0
304-326	0	1	1.5	2	0	0	0.5	0	0	0	0	0
327-348	0.5	0.5	0.5	2	0.5	0	0.5	0	0	0	0	0



Ahmedabad

July 100 hPa level

Speed Direction	calm	0-1	1-2	2-5	5-7	7-9	9-11	11-14	14-17	17-20	20-25	25 +
349-11	0	0	0.6	0	0	0	0	0	0	0	0	0
12-33	0	0	0.6	0.6	0	0	0	0	0	0	0.6	0
34-56	0	0	0.6	1.3	1.3	0	0.6	0	0.6	0	0	0
57-78	0	0	1.3	1.9	3.8	3.2	5.1	7.1	1.9	0.6	0	0
79-101	0	0	2.6	3.8	2.6	0.6	5.8	9	3.2	1.9	0	0
102-123	0.6	0.6	4.5	0.6	0.6	1.9	5.1	5.1	1.9	0.6	1.9	0
124-146	0	0	0.6	0	1.9	0.6	1.9	0	0.6	0	0	0
147-168	0	0	0	0.6	0	0	0	0	0	0	0	0.6
168-191	0	0	0	0.6	0	0	0.6	0.6	0	0	0	0
192-213	0	0	0	0	0.6	0	0	0	0	0	0	0
214-236	0	0	0.6	0	0	0	0	0	0	0	0	0
237-258	0	0	0	0	0	0.6	0	0	0	0	0	0
259-281	0	0	0	0	0	0	0	0	0	0	0	0.6
282-303	0	0	0.6	0	0	0	0.6	0	0	0	0	0
304-326	0	0	0	0	0	0	0	0	0	0	0	0
327-348	0	0	0.6	0	0.6	0	0	0	0	0	0	0

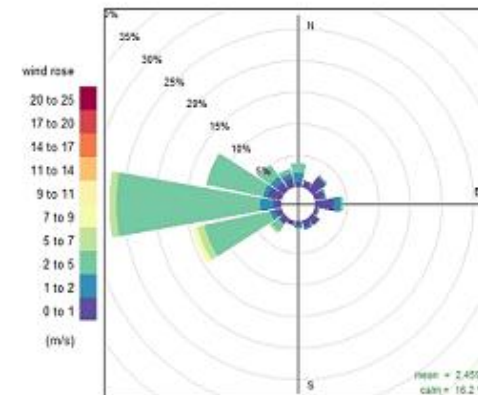


Ahmedabad

August

1000 hPa level

Speed Direction	calm	0-1	1-2	2-5	5-7	7-9	9-11	11-14	14-17	17-20	20-25	25 +
349-11	16	0.7	1.5	1.5	0	0	0	0	0	0	0	0
12-33		1.1	0	0	0	0	0	0	0	0	0	0
34-56		2.6	0	0.4	0	0	0	0	0	0	0	0
57-78		1.5	0.4	0	0	0	0	0	0	0	0	0
79-101		2.9	1.1	0.4	0	0	0	0	0	0	0	0
102-123		0.4	0.4	0	0	0	0	0	0	0	0	0
124-146		1.5	0	0	0	0	0	0	0	0	0	0
147-168		1.1	0.4	0	0	0	0	0	0	0	0	0
168-191		0.7	0.4	0	0	0	0	0	0	0	0	0
192-213		0.7	0	0	0	0	0	0	0	0	0	0
214-236		1.1	0	1.5	0.4	0	0	0	0	0	0	0
237-258		1.1	0.7	10.7	1.1	0.7	0	0	0	0	0	0
259-281		1.1	2.2	22.8	1.1	0	0	0	0	0	0	0
282-303		2.2	0.7	9.2	0	0	0	0	0	0	0	0
304-326		1.5	1.1	2.2	0	0	0	0	0	0	0	0
327-348		1.5	0.7	0.7	0	0	0	0	0	0	0	0

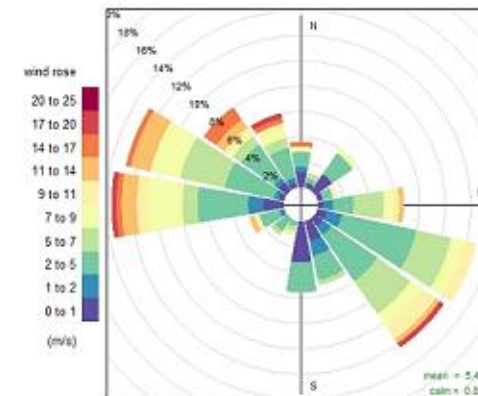


Ahmedabad

August

925 hPa level

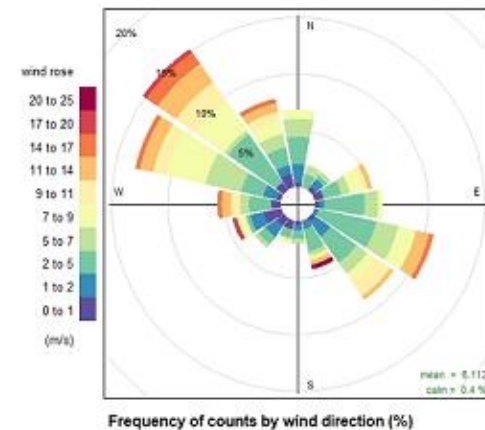
Speed Direction	calm	0-1	1-2	2-5	5-7	7-9	9-11	11-14	14-17	17-20	20-25	25 +
349-11	0	1.2	0.4	1.2	0	0.4	0	0	0.4	0	0	0
12-33		0.4	0	0.4	0.4	0	0	0	0	0	0	0
34-56		1.6	0	2	0	0.4	0	0	0	0	0	0
57-78		0.4	0	0.8	0	0	0.4	0	0	0	0	0
79-101		0.4	0.8	1.6	2.4	0.8	0.4	0.4	0	0	0	0
102-123		0.8	1.2	6	2.8	1.2	0.8	0	0	0	0	0
124-146		0.8	0.8	4.4	3.2	1.2	1.2	0.4	0	0.4	0	0
147-168		1.6	1.2	2	0.4	0	0	0	0	0	0	0
168-191		3.2	0	2.4	0	0	0	0	0	0	0	0
192-213		0	0	0.4	0.4	0.4	0	0	0	0	0	0
214-236		0	0	1.2	0.4	0	0	0	0	0	0	0
237-258		0	0.4	1.6	0	0	0.4	0.4	0	0	0	0
259-281		1.6	1.2	4	1.2	2.8	0.8	1.2	0.4	0.4	0	0
282-303		0.4	0.4	4	3.6	2.4	0	1.6	0.4	0	0	0
304-326		0.8	0.4	3.2	0.8	0.4	0.4	0.8	1.2	0	0	0
327-348		0.4	0.4	2.4	0.8	0.8	0.4	0	0.4	0.4	0	0



Ahmedabad

August 850 hPa level

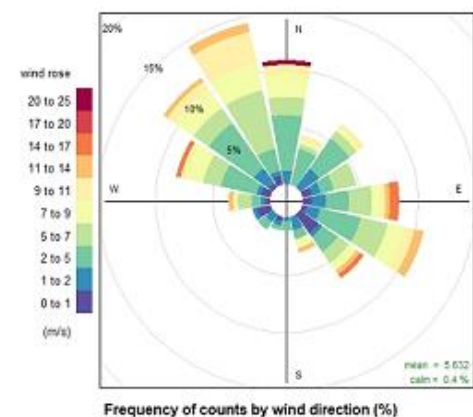
Speed Direction	calm	0-1	1-2	2-5	5-7	7-9	9-11	11-14	14-17	17-20	20-25	25 +
349-11		0.4	1.6	2.4	1.6	0.8	0	0	0	0	0	0
12-33		0	0	1.2	0.8	0	0	0	0	0	0	0
34-56		0.4	0.8	0.4	0.4	0	0	0	0	0	0	0
57-78		0.8	0	1.6	0.8	1.2	0.4	0.4	0	0	0	0
79-101		0.4	0.4	3.6	1.2	0.4	0	0	0	0	0	0
102-123		0	0.4	5.2	2	1.6	0	1.2	0.4	0	0	0
124-146		0.4	1.6	2.8	1.2	0.8	1.6	0.4	0	0	0	0
147-168	0	0	0.8	2	0.4	0	0.4	0.4	0	0	0.4	0
168-191		0.4	0.4	0.8	0.4	0	0	0	0	0	0	0
192-213		0.8	0	0.8	0	0	0.4	0	0	0	0	0
214-236		0.8	1.2	0.8	0.4	0	0	0	0	0	0	0
237-258		1.6	1.2	0.4	0	0.8	0	0	0	0.4	0	0
259-281		0.8	0	2	0.8	0	0.8	0.8	0.4	0	0	0
282-303		0.4	1.2	2	3.2	3.6	1.2	1.2	0.4	0	0	0
304-326		0.8	0	5.2	0.4	3.2	2	2	1.2	0.4	0	0
327-348		1.2	0.8	1.6	1.2	1.2	0.8	0.8	0.4	0	0	0



Ahmedabad

August 700 hPa level

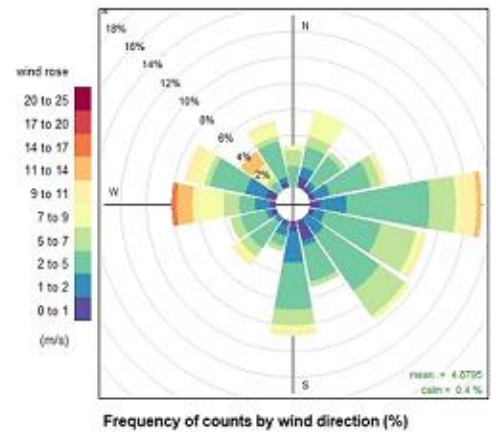
Speed Direction	calm	0-1	1-2	2-5	5-7	7-9	9-11	11-14	14-17	17-20	20-25	25 +
349-11		0	1.2	4.8	1.6	2	0.8	0	0	0	0.4	0
12-33		0	0	3.2	0.4	0.4	0.4	0	0	0	0	0
34-56		0	2	3.2	0.8	0.4	0.4	0	0	0	0	0
57-78		0.8	0.8	1.2	2	0	0	0	0	0	0	0
79-101		0.8	1.2	2	2	0.8	0.4	0.4	0.8	0	0	0
102-123		0.4	1.2	3.6	2.4	1.6	0.8	0.8	0	0	0	0
124-146		2	0.4	1.6	1.2	0.8	0	0.4	0.4	0	0	0
147-168	0	0	1.2	0.8	0	0.8	0	0.4	0	0	0	0
168-191		0	0.4	0.8	0	0	0	0	0	0	0	0
192-213		0.4	0.4	0.4	0	0	0	0	0	0	0	0
214-236		0	0.8	0.8	0	0	0	0	0	0	0	0
237-258		1.2	0.4	0	0	0	0	0	0	0	0	0
259-281		0.4	0.4	0.8	1.2	0.4	0	0.4	0	0	0	0
282-303		0.8	0.4	3.2	1.6	1.6	0.4	0	0.4	0	0	0
304-326		0.4	1.6	4.8	1.6	2	0.8	0.4	0	0	0	0
327-348		0.8	0.4	2	5.2	2.4	2.8	0.8	0	0	0	0



Ahmedabad

August 500 hPa level

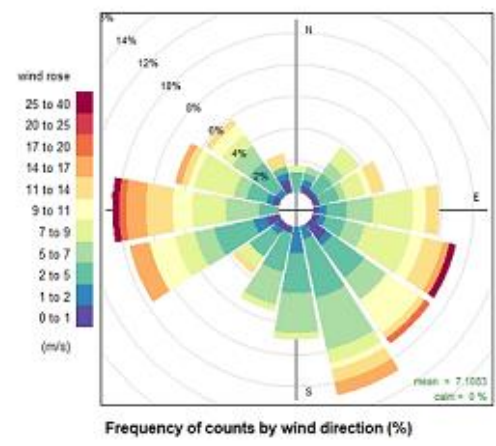
Speed Direction	calm	0-1	1-2	2-5	5-7	7-9	9-11	11-14	14-17	17-20	20-25	25 +
349-11	0	0	1.6	1.2	0.4	0	0	0	0	0	0	0
12-33	0.8	0.8	1.6	0.8	2	0	0	0	0	0	0	0
34-56	0.4	0.4	2.4	0.4	0	0	0	0	0	0	0	0
57-78	0.4	1.2	3.2	0.8	0	0.4	0	0	0	0	0	0
79-101	0.8	2	6.4	2	0.4	1.2	0.4	0	0	0	0	0
102-123	0.4	0.8	4.4	2.8	0.4	0.4	0	0	0	0	0	0
124-146	0	1.6	5.2	2.4	0.4	0	0	0	0	0	0	0
147-168	1.6	0.4	2.8	0.4	0	0	0	0	0	0	0	0
168-191	0.8	2.4	3.6	1.2	0.4	0.4	0	0	0	0	0	0
192-213	0.4	0.8	0.8	0.4	0	0	0	0	0	0	0	0
214-236	0	0.4	2.4	0.8	0.4	0.4	0	0	0	0	0	0
237-258	0.4	0.4	2	0.8	0	0	0	0	0	0	0	0
259-281	0.4	1.2	1.2	1.2	2	0.4	1.2	0.4	0	0	0	0
282-303	0.8	1.6	2.8	0.4	0.8	0.8	0	0	0	0	0	0
304-326	0	0	0.8	0.4	0.8	0.4	1.2	0	0	0	0	0
327-348	0.4	0.4	2.8	0.4	0.8	0.4	0	0	0	0	0	0



Ahmedabad

August 300 hPa level

Speed Direction	calm	0-1	1-2	2-5	5-7	7-9	9-11	11-14	14-17	17-20	20-25	25 +
349-11	0	0	1.2	0	0.4	0	0	0	0	0	0	0
12-33	0.4	0.4	0.4	0.4	0	0	0	0	0	0	0	0
34-56	0.4	0	1.2	0.8	1.2	0	0	0	0	0	0	0
57-78	0.4	0	1.2	0.4	1.2	0.4	0.8	0	0	0	0	0
79-101	0.4	0.4	1.2	1.7	2.5	0.8	0.8	0	0	0	0	0
102-123	0.4	0.4	1.2	1.2	2.9	0.8	1.2	0.4	0	0	0	0.4
124-146	1.2	0.4	2.5	1.7	0	2.5	0.4	0	0.4	0	0	0
147-168	0	0.8	3.8	3.3	0.8	0.4	0.8	0.8	0	0	0	0
168-191	0	1.7	2.5	2.5	0.4	0	0	0	0	0	0	0
192-213	0.4	0	2.5	2.1	0.4	0	0	0	0	0	0	0
214-236	0.4	0.4	1.7	0	0.8	0	0.4	0	0	0	0	0
237-258	0.8	0.8	2.5	1.2	1.2	1.7	0	1.2	0	0	0	0
259-281	0	0	1.2	2.1	2.1	1.2	1.7	1.2	0.4	0	0	0.4
282-303	0.4	0.4	1.2	0.8	2.5	0.4	0.4	0.4	0	0	0	0
304-326	0	0.4	2.1	1.2	0.8	0.8	0.4	0	0	0	0	0
327-348	0.8	0.4	0.4	0	0	0	0.8	0	0	0	0	0

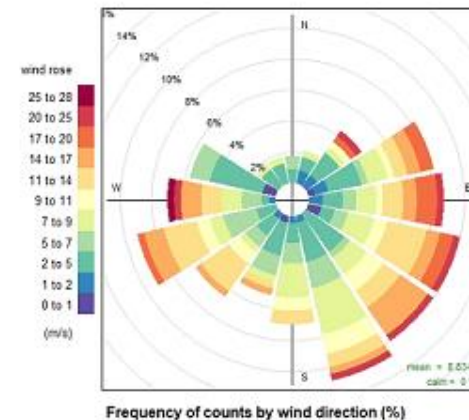


Ahmedabad

August

200 hPa level

Speed Direction	calm	0-1	1-2	2-5	5-7	7-9	9-11	11-14	14-17	17-20	20-25	25 +
349-11	0	0	0.9	0.9	0	0	0	0	0	0	0	0
12-33	0	0.9	0.9	0	0.4	0	0	0	0	0	0	0
34-56	0	0.9	1.7	0	0.4	0.4	0	0	0.4	0.4	0	0
57-78	0.4	0.9	2.2	0.4	1.3	0.4	0.9	0.9	0.9	0	0	0
79-101	0	0.9	1.3	0.9	1.3	0.4	1.3	0.9	1.3	0.4	0	0
102-123	0.9	0	0.9	0.9	1.7	0.9	2.6	0.9	0.9	0.4	0	0
124-146	0	0	3	0.4	1.3	1.3	1.3	2.2	0	0.4	0	0
147-168	0	0.4	2.6	1.7	3	1.3	0.4	0.4	0	0.4	0	0
168-191	0	0.4	1.3	1.3	2.2	0.9	1.3	0	0	0	0	0
192-213	0.4	0	2.2	1.3	0.4	0	0.4	0.4	0	0	0	0
214-236	0	0.4	1.3	0.9	0.4	0.9	2.2	0.4	0	0	0	0
237-258	0	0	1.3	2.2	0.9	0.9	2.2	1.3	0.4	0	0	0
259-281	0	0.4	0.4	1.3	1.3	0	1.3	1.3	0	0.4	0.4	0
282-303	0.9	0	3.5	1.3	0	0	0	0	0	0	0	0
304-326	0	0	1.3	0	0.4	0	0	0	0	0	0	0
327-348	0	0	1.3	0	0.4	0	0	0	0	0	0	0

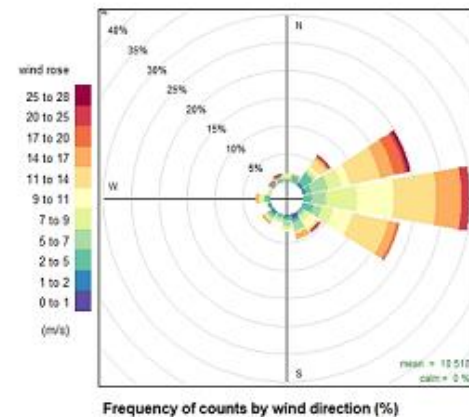


Ahmedabad

August

100 hPa level

Speed Direction	calm	0-1	1-2	2-5	5-7	7-9	9-11	11-14	14-17	17-20	20-25	25 +
349-11	0	0	0.5	0	1	0	0	0	0	0	0	0
12-33	0	0	1	0	0	0	0	0.5	0	0	0	0
34-56	0	0.5	2	0.5	0.5	0.5	1.5	0.5	0	0.5	0	0
57-78	0	0.5	1	3	2.5	1.5	5.6	2.5	2	0.5	0.5	0
79-101	0	0	1.5	2.5	5.6	6.6	7.6	4.6	0	1.5	0	0
102-123	0	0	2	1.5	2	3.6	6.6	1.5	0.5	0	0	0
124-146	0	0	0.5	0.5	1	1.5	0.5	0	0	0.5	0	0
147-168	0.5	0.5	0	1.5	0.5	0	0	1	0	0	0	0
168-191	0	0.5	1	1	0.5	0.5	0	0	0	0	0	0
192-213	0	0	0.5	0.5	0.5	0	0	0	0	0	0	0
214-236	0	0.5	0.5	0.5	0.5	0	0	0.5	0	0	0	0
237-258	0	0.5	0	0	0	0.5	0	0	0	0	0	0
259-281	0	0	1	0	1	0	0	0.5	0	0	0	0
282-303	0	0	0	0	0	0	0.5	0	0	0	0	0
304-326	0	0	0.5	0	0	0	0	0	0.5	0	0	0
327-348	0	0	0.5	0.5	0	0	0	0	0	0	0.5	0

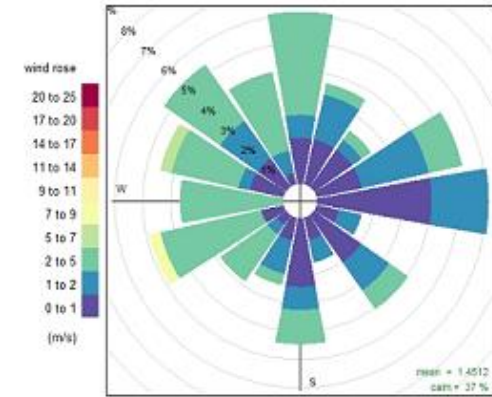


Ahmedabad

September

1000 hPa level

Speed Direction	calm	0-1	1-2	2-5	5-7	7-9	9-11	11-14	14-17	17-20	20-25	25 +
349-11	37	1.6	0.8	3.7	0	0	0	0	0	0	0	0
12-33		1.6	1.6	0.4	0	0	0	0	0	0	0	0
34-56		1.6	0.4	0.4	0	0	0	0	0	0	0	0
57-78		1.6	2.4	1.2	0	0	0	0	0	0	0	0
79-101		4.1	2	0	0	0	0	0	0	0	0	0
102-123		0.8	0.8	0	0	0	0	0	0	0	0	0
124-146		2	1.2	0.8	0	0	0	0	0	0	0	0
147-168		0.8	0.8	0	0	0	0	0	0	0	0	0
168-191		2.4	0.8	1.2	0	0	0	0	0	0	0	0
192-213		0.8	1.2	0.4	0	0	0	0	0	0	0	0
214-236		0.4	0.4	2	0	0	0	0	0	0	0	0
237-258		0.8	0	3.7	0	0.4	0	0	0	0	0	0
259-281		0	0	3.7	0	0	0	0	0	0	0	0
282-303		1.2	0.4	2.4	0.4	0	0	0	0	0	0	0
304-326		1.2	1.6	2.4	0	0	0	0	0	0	0	0
327-348		0.4	0.8	2.8	0	0	0	0	0	0	0	0

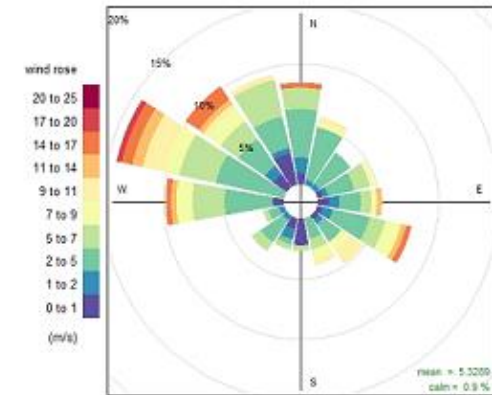


Ahmedabad

September

925 hPa level

Speed Direction	calm	0-1	1-2	2-5	5-7	7-9	9-11	11-14	14-17	17-20	20-25	25 +
349-11	0	0.9	1.3	4	1.8	0	0	0	0.4	0	0	0
12-33		0	0.4	4.4	0	0.4	0.4	0	0	0	0	0
34-56		0	0.4	3.1	0	0	0	0	0	0	0	0
57-78		0.4	0.4	2.2	1.3	0.4	0	0	0	0	0	0
79-101		0.9	0.9	1.8	0.9	0.4	0	0.4	0	0	0	0
102-123		0.4	0.9	3.1	1.3	1.3	0	0.4	0.4	0	0	0
124-146		0.4	0.4	1.8	0	0.9	1.3	0	0	0	0	0
147-168		0	0	1.8	0.9	0.9	0.4	0	0	0	0	0
168-191		2.2	0	0	0.4	0	0	0	0	0	0	0
192-213		0.9	0.9	0.4	0.4	0	0	0	0	0	0	0
214-236		0	0.4	2.2	0.9	0	0	0	0	0	0	0
237-258		0	0.4	0.9	0.4	0	0	0	0	0	0	0
259-281		0.9	0	4	2.7	1.3	0	0.4	0.4	0	0	0
282-303		0	0	5.8	3.1	1.3	1.8	0.9	0.9	0.4	0	0
304-326		1.3	0.9	2.7	1.8	1.3	0.4	0.4	1.3	0	0	0
327-348		2.7	0.4	2.7	3.1	0	0.4	0	0	0	0	0

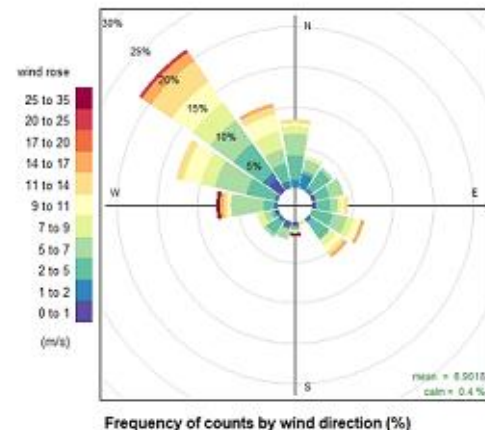


Ahmedabad

September

850 hPa level

Speed Direction	calm	0-1	1-2	2-5	5-7	7-9	9-11	11-14	14-17	17-20	20-25	25 +
349-11	0	0.9	3.1	2.7	0.9	0.4	0.4	0	0	0	0	0
12-33	0	1.8	0.4	1.3	0.4	0	0	0	0	0	0	0
34-56	0	0.4	2.7	0.4	0	0	0	0	0	0	0	0
57-78	0.4	0	1.8	1.8	0	0	0	0	0	0	0	0
79-101	0.4	0	1.8	0.9	0.4	0.4	0.4	0	0	0	0	0
102-123	0	0	2.7	1.8	0.9	0.9	0	0.4	0	0	0	0
124-146	0	0.4	2.7	0	0.9	0.9	0.4	0.4	0	0	0	0
147-168	0	0	0	0	0	0	0.4	0	0	0	0	0
168-191	0.4	0	0.4	0	0.4	0	0	0	0	0	0	0.4
192-213	0.4	0.4	0	1.3	0	0	0	0	0	0	0	0
214-236	0	0.4	1.8	0.4	0	0	0	0	0	0	0	0
237-258	0.4	0	0.4	0.9	0.9	0	0	0	0	0	0	0
259-281	0	0.4	1.3	4	0	0.4	0.4	0.4	0	0	0	0.4
282-303	0	0.4	3.6	4	1.8	2.2	0.9	0	0	0	0	0
304-326	1.8	0.9	4.5	3.6	2.7	3.1	3.1	1.3	0	0.4	0	0
327-348	0	0.9	2.2	1.8	2.2	2.2	0.9	0.4	0	0	0	0

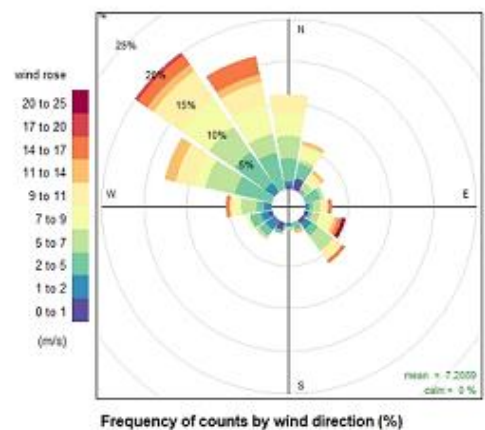


Ahmedabad

September

700 hPa level

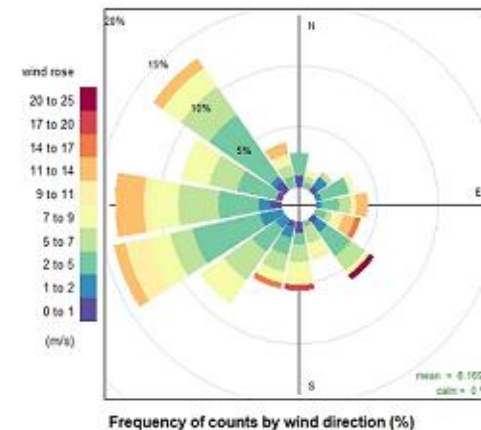
Speed Direction	calm	0-1	1-2	2-5	5-7	7-9	9-11	11-14	14-17	17-20	20-25	25 +
349-11	0.4	0.4	2.7	2.7	2.7	2.2	0	0	0	0	0	0
12-33	1.3	0	1.8	0.4	1.3	0.4	0.4	0	0	0	0	0
34-56	0	0	0.4	0.9	0.4	0.9	0.4	0	0	0	0	0
57-78	0	0	1.8	0.4	0	0	0	0	0	0	0	0
79-101	0	0.4	0.4	0.9	0	0.9	0	0.4	0	0	0	0
102-123	0.4	0	0.4	0.9	1.3	0.4	0.4	0.4	0	0.4	0	0
124-146	0.4	0.9	0.9	2.2	0	1.3	0	0.4	0	0	0	0
147-168	0	0	0.9	0	0	0	0.4	0	0	0	0	0
168-191	0	0.4	0	0.4	0	0	0	0	0	0	0	0
192-213	0.9	0	0.4	0	0	0	0	0	0	0	0	0
214-236	0	1.3	0.9	0.4	0	0	0	0	0	0	0	0
237-258	0.4	0.9	1.3	0	0.4	0	0	0	0	0	0	0
259-281	0	0.9	0.9	1.8	0.9	0.4	0	0.4	0	0	0	0
282-303	0	0	4.4	3.6	1.3	2.2	1.3	0	0	0	0	0
304-326	0	1.3	4.4	3.6	4	4	0.9	1.3	0.4	0	0	0
327-348	0	0	4.4	2.2	3.6	2.7	0.9	2.2	0	0	0	0



Ahmedabad

September 500 hPa level

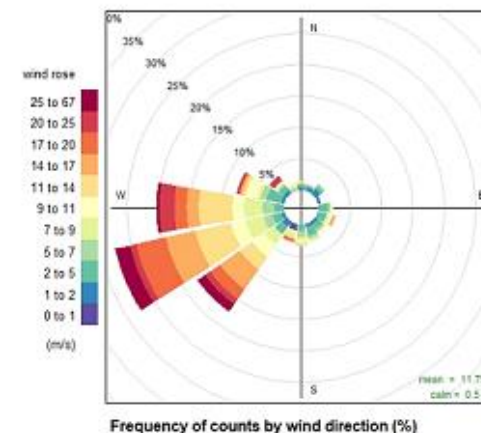
Speed Direction	calm	0-1	1-2	2-5	5-7	7-9	9-11	11-14	14-17	17-20	20-25	25 +
349-11	0	0.9	0	1.9	0	0	0	0	0	0	0	0
12-33		0	0	0.5	0.5	0.5	0	0	0	0	0	0
34-56		0.5	0.9	0	0.5	0	0	0	0	0	0	0
57-78		0	0.5	2.4	0	0.5	0	0	0	0	0	0
79-101		0	0.5	1.4	0.9	0	0.5	0.9	0	0	0	0
102-123		0	0	0.9	0.5	0.5	0.5	0.9	0.5	0	0	0
124-146		0.5	0.9	2.4	1.4	0.5	0	0	0	0	0.5	0
147-168		0	0	0.5	0.9	0.9	0	0	0	0	0	0
168-191		0.9	0	0.9	1.9	1.4	0.9	0	0	0	0.5	0
192-213		0.5	0.9	1.4	1.4	0.9	0	0	0.5	0	0	0
214-236		0	0.9	2.4	2.8	2.4	0	0	0	0	0	0
237-258		0	1.9	5.7	1.9	1.9	1.9	0.9	0	0	0	0
259-281		0.9	0.9	3.3	3.3	2.4	0.5	2.4	0	0	0	0
282-303		0.5	0	3.3	2.4	2.4	0	0	0	0	0	0
304-326		0.9	0.5	6.1	2.8	1.9	0	0.9	0	0	0	0
327-348		0	0	0.9	0.9	0.5	0.5	0.9	0	0	0	0



Ahmedabad

September 300 hPa level

Speed Direction	calm	0-1	1-2	2-5	5-7	7-9	9-11	11-14	14-17	17-20	20-25	25 +
349-11	0	0	0.5	0.5	0	0	0	0.5	0	0	0	0
12-33		0	0.5	0.5	0	0	0	0	0	0	0	0
34-56		0	1	0.5	0.5	0	0	0	0	0	0	0
57-78		0	0.5	0	0	0	0	0	0	0	0	0
79-101		0	0	1.4	0.5	0	0.5	0	0	0	0	0
102-123		0	0	1.4	0	0.5	0.5	0	0.5	0	0	0
124-146		0	0.5	1	0.5	0	0.5	0	0	0	0	0
147-168		0	0.5	1	0.5	0.5	0	0	0	0	0	0
168-191		0	0	1.4	1	0.5	0.5	0.5	0	0	0	0
192-213		1	0	0	0	1	0	0.5	0	0.5	0	0
214-236		0	1	1.4	0	1.9	2.4	2.4	3.9	1.9	1	1.4
237-258		0	0.5	1.4	1.4	2.9	2.4	5.8	4.8	4.8	1	2.4
259-281		0	0	1.4	1.9	2.9	1.9	5.3	1.9	1.9	2.4	0.5
282-303		0	0.5	2.4	1	0.5	1.9	0.5	0.5	0	0.5	0
304-326		0	0.5	1	0.5	0	0.5	0	0	0	1	0
327-348		0	0	0	0.5	0.5	0.5	0	0	0	0	0

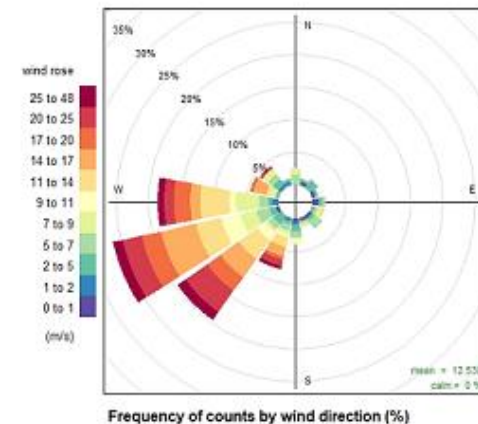


Ahmedabad

September

200 hPa level

Speed Direction	calm	0-1	1-2	2-5	5-7	7-9	9-11	11-14	14-17	17-20	20-25	25 +
349-11	0	0	0	0	1.5	1	0	0	0	0	0	0
12-33	0.5	0	0.5	0	0	0	0	0	0	0	0	0
34-56	0	0	1.5	0	0	0	0	0	0	0	0	0
57-78	0.5	0	0.5	0	0	0	0	0	0	0	0	0
79-101	1	0	0.5	0.5	0	0	0	0	0	0	0	0
102-123	0	0	0.5	0.5	0.5	0	0.5	0	0	0	0	0
124-146	0.5	0	0.5	1.5	0	0	0	0	0	0	0	0
147-168	0.5	0	0	0.5	0.5	0	0	0	0	0	0	0
168-191	0.5	0.5	1	1	0	1	0	0	0	0	0	0
192-213	0	0.5	0.5	1	0.5	0.5	1.5	1.5	0.5	1	0.5	0
214-236	0	0	1.5	1	0.5	1.5	3.5	3.5	2.5	4	1.5	0
237-258	0.5	0	1	2	2.5	3	4	5.5	3	3	1.5	0
259-281	0	1	0.5	1.5	3.5	1	4.5	1.5	2.5	1.5	1	0
282-303	0	0	0.5	0	1	0	0.5	2	0.5	0	0	0
304-326	0	0.5	1	1	1	0	0	0	0	0.5	0	0
327-348	0	0.5	0.5	0	0	0	0	0	0	0	0	0

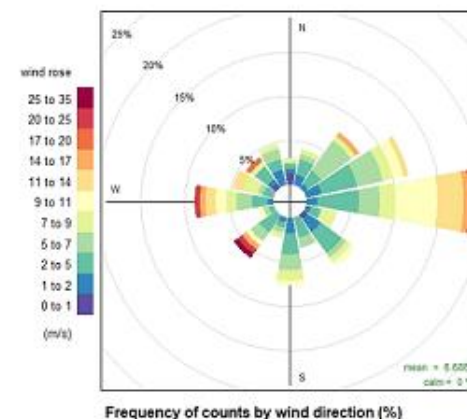


Ahmedabad

September

100 hPa level

Speed Direction	calm	0-1	1-2	2-5	5-7	7-9	9-11	11-14	14-17	17-20	20-25	25 +
349-11	1.2	0.6	0.6	0	0.6	0	0	0	0	0	0	0
12-33	0	1.2	1.8	0.6	0.6	0	0	0	0	0	0	0
34-56	0	0.6	1.8	4.1	0.6	0	0	0.6	0	0	0	0
57-78	0	1.8	4.1	3	1.2	1.2	0.6	0	0	0	0	0
79-101	0	1.2	4.7	2.4	1.8	4.7	3	0.6	0.6	0	0	0
102-123	0	0.6	1.2	0	1.8	0	0	0	0	0	0	0
124-146	0.6	1.8	3	0.6	0.6	0.6	0	0	0	0	0	0
147-168	0	0	1.8	1.2	0	0	0	0	0	0	0	0
168-191	0	1.8	3	1.8	1.2	0.6	0	0	0	0	0	0
192-213	0	0.6	0.6	0.6	0.6	0	0	0	0	0	0	0
214-236	0	0	2.4	1.2	0	0.6	0	0.6	0	0.6	0.6	0
237-258	0	0	0.6	0.6	0	0.6	0	0	0	0	0	0
259-281	0	0.6	1.8	1.8	1.2	1.2	1.2	0.6	0	0.6	0	0
282-303	0	0	1.2	0.6	1.8	0	1.2	0	0	0	0	0
304-326	0.6	0.6	1.8	0	0.6	0	0	0	0.6	0	0	0
327-348	0	1.8	1.2	1.2	0.6	0	0	0	0	0	0	0

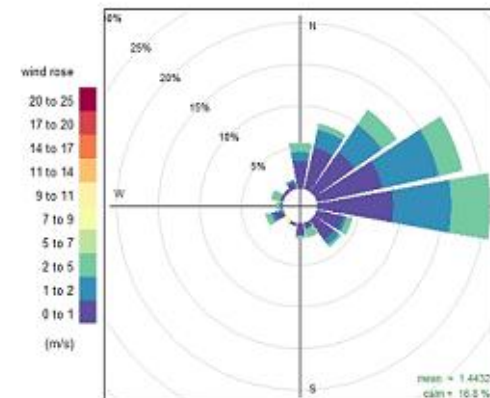


Ahmedabad

October

1000 hPa level

Speed Direction	calm	0-1	1-2	2-5	5-7	7-9	9-11	11-14	14-17	17-20	20-25	25 +
349-11	37	1.6	0.8	3.7	0	0	0	0	0	0	0	0
12-33		1.6	1.6	0.4	0	0	0	0	0	0	0	0
34-56		1.6	0.4	0.4	0	0	0	0	0	0	0	0
57-78		1.6	2.4	1.2	0	0	0	0	0	0	0	0
79-101		4.1	2	0	0	0	0	0	0	0	0	0
102-123		0.8	0.8	0	0	0	0	0	0	0	0	0
124-146		2	1.2	0.8	0	0	0	0	0	0	0	0
147-168		0.8	0.8	0	0	0	0	0	0	0	0	0
168-191		2.4	0.8	1.2	0	0	0	0	0	0	0	0
192-213		0.8	1.2	0.4	0	0	0	0	0	0	0	0
214-236		0.4	0.4	2	0	0	0	0	0	0	0	0
237-258		0.8	0	3.7	0	0.4	0	0	0	0	0	0
259-281		0	0	3.7	0	0	0	0	0	0	0	0
282-303		1.2	0.4	2.4	0.4	0	0	0	0	0	0	0
304-326		1.2	1.6	2.4	0	0	0	0	0	0	0	0
327-348		0.4	0.8	2.8	0	0	0	0	0	0	0	0



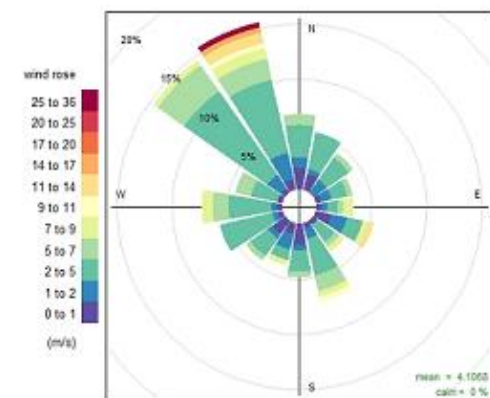
Frequency of counts by wind direction (%)

Ahmedabad

October

925 hPa level

Speed Direction	calm	0-1	1-2	2-5	5-7	7-9	9-11	11-14	14-17	17-20	20-25	25 +
349-11	0	1.9	1	2.9	1	0	0	0	0	0	0	0
12-33		1.5	0.5	3.4	0	0	0	0	0	0	0	0
34-56		0	1.5	2.4	0.5	0	0	0	0	0	0	0
57-78		0.5	1	1.5	0.5	0	0	0	0	0	0	0
79-101		0.5	0.5	1	0.5	1	0	0	0	0	0	0
102-123		1.5	1.5	1.5	0	0.5	0	0.5	0	0	0	0
124-146		0.5	0	1.9	0.5	0.5	0	0	0	0	0	0
147-168		0.5	1	3.4	1.5	0.5	0.5	0	0	0	0	0
168-191		1.9	0.5	1.9	0.5	0	0	0	0	0	0	0
192-213		1	1.5	1	0	0.5	0	0	0	0	0	0
214-236		1.5	0.5	1.9	0.5	0	0	0	0	0	0	0
237-258		0.5	0.5	4.9	0	0	0	0	0	0	0	0
259-281		0.5	0.5	3.9	1.5	1	0	0	0	0	0	0
282-303		0.5	0	2.4	1.5	0	0	0	0	0	0	0
304-326		0.5	1.5	9.2	2.9	0.5	0	0	0	0	0	0
327-348		1	2.4	6.8	1.9	1	0.5	1	0.5	0	0	0.5



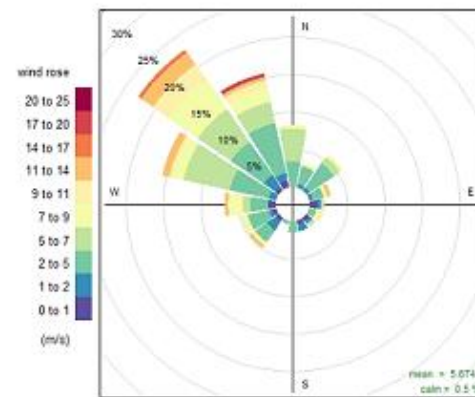
Frequency of counts by wind direction (%)

Ahmedabad

October

850 hPa level

Speed Direction	calm	0-1	1-2	2-5	5-7	7-9	9-11	11-14	14-17	17-20	20-25	25 +
349-11	0	0	3.4	4.4	0.5	0	0	0	0	0	0	0
12-33	0	0.5	2.4	0	0.5	0	0	0	0	0	0	0
34-56	0	0.5	3.9	1	0.5	0	0	0	0	0	0	0
57-78	0	0.5	1.5	0	0.5	0	0.5	0	0	0	0	0
79-101	1	0.5	0	0.5	0	0	0	0	0	0	0	0
102-123	0	0	1	0	0.5	0.5	0	0	0	0	0	0
124-146	0.5	0.5	0	0.5	0	0	0	0	0	0	0	0
147-168	0.5	1	0	0	0	0	0	0	0	0	0	0
168-191	0	0	1.5	0	0	0	0	0	0	0	0	0
192-213	0	0	0.5	0	0	0	0	0	0	0	0	0
214-236	0.5	1.5	1.9	0	0.5	0	0.5	0	0	0	0	0
237-258	0.5	0.5	2.9	0	0.5	0.5	0	0	0	0	0	0
259-281	1	0	2.4	1	1.9	0	0.5	0	0	0	0	0
282-303	0	1	5.3	6.3	1.5	0.5	1	0	0	0	0	0
304-326	0.5	1.9	5.3	5.3	4.9	2.4	1.9	0.5	0	0	0	0
327-348	1	1	6.8	2.9	1.9	1	0.5	0	0.5	0	0	0



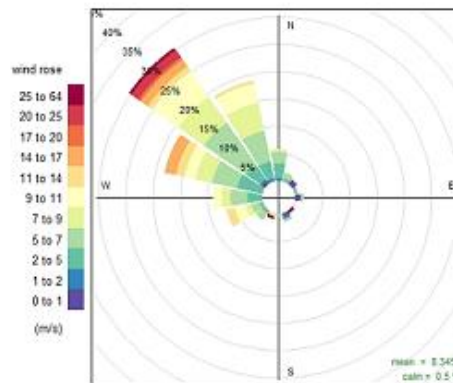
Frequency of counts by wind direction (%)

Ahmedabad

October

700 hPa level

Speed Direction	calm	0-1	1-2	2-5	5-7	7-9	9-11	11-14	14-17	17-20	20-25	25 +
349-11	0.5	0.5	1.4	1.9	3.4	3.9	1	0.5	0	0	0	0
12-33	0	0	1	1	0.5	1	1	0	0	0	0	0
34-56	0.5	0	2.9	0.5	0	0	0	0	0	0	0	0
57-78	0	0	0.5	0	0	0.5	0	0.5	0	0	0	0
79-101	0	0	0	0	0	0	0.5	0	0	0	0	0
102-123	0	0.5	0	1.4	0	0	0	0	0	0	0	0
124-146	0	0	0	0.5	0	0	0	0	0	0	0	0
147-168	0	0	0	0	0	0	0	0	0	0	0	0
168-191	0	0	0	0	0	0	0	0	0	0	0	0
192-213	0	0	0.5	0.5	0	0	0	0	0	0	0	0
214-236	0	0	1	0	1	0	0	0	0	0	0	0
237-258	0	0	1.9	0.5	1.4	0	0	0	0	0	0	0
259-281	0	0.5	3.9	1	1	1.4	0	0	0	0	0	0
282-303	0	0	1.4	3.4	3.9	1	1.4	0.5	0	0	0	0
304-326	0	0.5	5.3	3.4	6.3	5.8	1.4	1.9	0	0	0	0
327-348	0	0	3.9	4.8	6.8	3.9	2.9	0.5	0	0	0	1

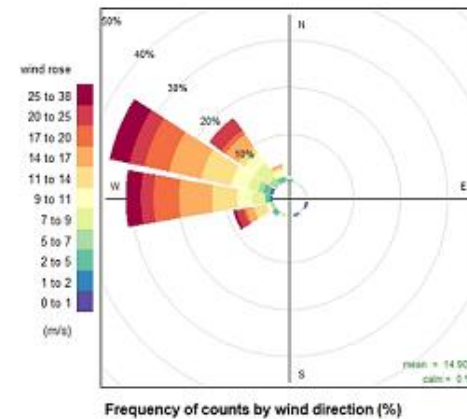


Frequency of counts by wind direction (%)

Ahmedabad

October 500 hPa level

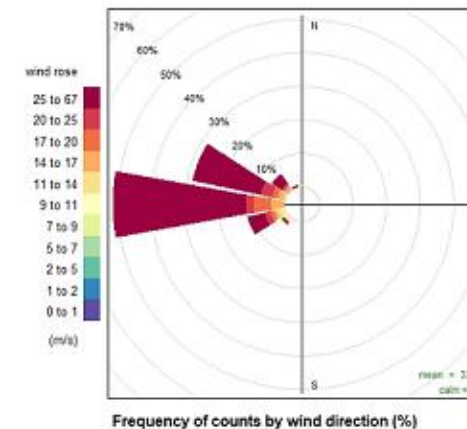
Speed Direction	calm	0-1	1-2	2-5	5-7	7-9	9-11	11-14	14-17	17-20	20-25	25 +
349-11	0	0	0	1	0.5	0.5	0.5	0	0	0.5	0	0
12-33		0	0	0.5	1	0.5	0	0.5	0	0	0.5	0
34-56		0	0	0	0.5	0.5	0	0	0	0	0	0
57-78		0	0	0	0	0	0	0	0	0	0	0
79-101		0	0	0	0	0	0	0	0	0	0	0
102-123		0.5	0	0	0	0.5	0	0	0	0	0	0
124-146		0.5	0	0	0	0.5	0	0	0	0	0	0
147-168		0	0	0	0	0	0	0	0	0	0	0
168-191		0	0	0.5	0	0	0.5	0	0	0	0	0
192-213		0.5	0	0	0	0.5	0	0	0	0	0	0
214-236		0	0	1	0.5	1.5	1	0	0.5	0	0	0.5
237-258		0	0	0.5	0.5	1.5	2.4	3.4	1.5	1.5	0	0.5
259-281		0	0	1.5	1	4.9	3.9	4.9	4.4	1.9	0	0.5
282-303		0	0	2.9	2.4	4.9	1.9	4.9	1.9	0.5	1	0.5
304-326		0	0.5	1.9	2.4	4.9	2.4	2.4	0.5	1	0	0
327-348		0	0	0.5	2.4	3.9	2.4	1	1.5	0.5	1	0



Ahmedabad

October 300 hPa level

Speed Direction	calm	0-1	1-2	2-5	5-7	7-9	9-11	11-14	14-17	17-20	20-25	25 +
349-11	0	0	0	0	0	0	0	0	0	0	0	0
12-33		0	0	0	0	0	0	0	0	0	0	0
34-56		0	0	0	0	0	0	0	0	0	0	0
57-78		0	0	0	0	0	0	0	0	0	0	0
79-101		0	0	0	0	0	0	0	0	0	0	0
102-123		0	0	0	0	0	0	0	0	0	0	0
124-146		0	0	0	0	0	0	0	0	0	0	0
147-168		0.5	0	0	0	0	0	0	0	0	0	0
168-191		0	0	0	0	0	0	0	0.5	0	0	0
192-213		0	0	0	0	0	0	0	0	0	0	0
214-236		0	0	0	0	1	1	1	0	0.5	1.5	4.5
237-258		0	0	0	0	1	0	1.5	0.5	2	4.5	10.5
259-281		0	0	0	0	0	2.5	2.5	2	2	7	16.5
282-303		0	0	0	0	0	2	2.5	3.5	4.5	6.5	6.5
304-326		0	0	0	0	0.5	1.5	0.5	0	1	1	4.5
327-348	0	0	0	0	0	0	0.5	1.5	0	0.5	0	

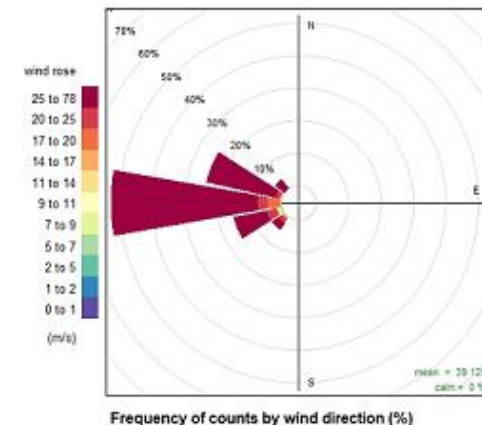


Ahmedabad

October

200 hPa level

Speed Direction	calm	0-1	1-2	2-5	5-7	7-9	9-11	11-14	14-17	17-20	20-25	25 +
349-11	0	0	0	0.5	0	0	0	0	0	0	0	0
12-33	0	0	0	0	0	0	0	0	0	0	0	0
34-56	0	0	0	0	0	0	0	0	0	0	0	0
57-78	0	0	0	0	0	0	0	0	0	0	0	0
79-101	0	0	0	0	0	0	0	0	0	0	0	0
102-123	0	0	0	0	0	0	0	0	0	0	0	0
124-146	0	0	0	0	0	0	0	0	0	0	0	0
147-168	0	0	0	0	0	0	0	0.5	0	0	0	0
168-191	0	0	0	0	0	0	0	0	0	0	0	0
192-213	0	0	0	0	0	0	0	0	0	0	0	0.5
214-236	0	0	0	0	0	0	0	1.1	0	0	0.5	5.3
237-258	0	0	0	0	0	0	1.1	0.5	2.1	1.6	3.7	15
259-281	0	0	0	0	0	0	0	3.7	1.6	4.8	6.4	21.9
282-303	0	0	0	0	0.5	0	0.5	3.7	0.5	2.1	4.3	10.7
304-326	0	0	0	0.5	0	0	0	1.1	1.1	0.5	1.1	1.6
327-348	0	0	0	0	0	0	0	0.5	0	0	0	0

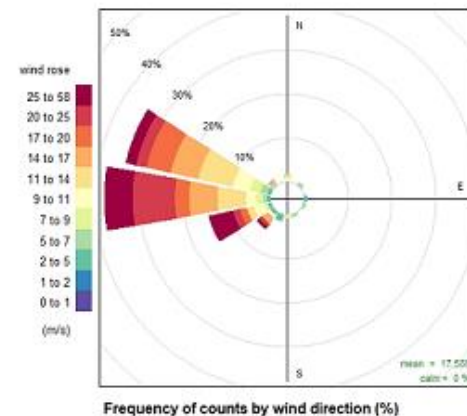


Ahmedabad

October

100 hPa level

Speed Direction	calm	0-1	1-2	2-5	5-7	7-9	9-11	11-14	14-17	17-20	20-25	25 +
349-11	0	0	0	0.7	0	1.3	0	0	0	0	0	0
12-33	1.3	0	0	0.7	1.3	0.7	0	0	0	0	0	0
34-56	0	0.7	1.3	0	0	0	0	0	0	0	0	0
57-78	0	0	0.7	0	0.7	0	0	0	0	0	0.7	0
79-101	0	0.7	0.7	0.7	0.7	0	0	0.7	0	0	0	0
102-123	0	0	2.6	0	1.3	0	0	0	0	0	0	0
124-146	0	0.7	2	0	0	0	0	0	0	0	0	0
147-168	0	0	0.7	0	0	0	0	0	0	0	0	0
168-191	0	0	0	0	0	0	2	0	0	0	0	0
192-213	0	0	0	0	0	0	0	0	0	0	0	0
214-236	0	0	2	0.7	0	0	0.7	0	0.7	0	0	0
237-258	0.7	2	3.3	0.7	2.6	0.7	2	1.3	0.7	2	2	0.7
259-281	0	0.7	3.3	5.2	2	1.3	2.6	3.3	2.6	2.6	2.6	0.7
282-303	0	0.7	3.3	2	2.6	2	2	3.3	1.3	0.7	2	2
304-326	0	0.7	5.9	0.7	2	0.7	1.3	0	0	0	0	0
327-348	0.7	0	2.6	0	0	0	0	0	0	0	0	0

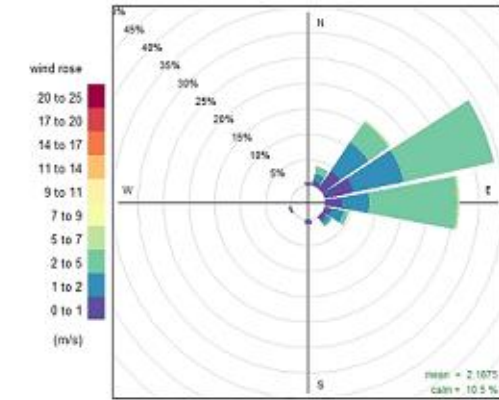


Ahmedabad

November

1000 hPa level

Speed Direction	calm	0-1	1-2	2-5	5-7	7-9	9-11	11-14	14-17	17-20	20-25	25 +
349-11	17	3.3	1.1	1.1	0	0	0	0	0	0	0	0
12-33		5.1	2.2	0.7	0	0	0	0	0	0	0	0
34-56		5.9	4	2.2	0	0	0	0	0	0	0	0
57-78		8.1	7	2.9	0	0	0	0	0	0	0	0
79-101		9.2	7	4.8	0	0	0	0	0	0	0	0
102-123		3.3	0.4	0.7	0	0	0	0	0	0	0	0
124-146		2.9	0.7	0.4	0	0	0	0	0	0	0	0
147-168		0.4	0	1.1	0	0	0	0	0	0	0	0
168-191		1.8	0	0.4	0	0	0	0	0	0	0	0
192-213		0.4	0	0	0	0	0	0	0	0	0	0
214-236		0	0	0	0	0.4	0	0	0	0	0	0
237-258		1.1	0.4	0.7	0	0	0	0	0	0	0	0
259-281		0	0.4	0.4	0	0	0	0	0	0	0	0
282-303		0.4	0	1.1	0	0	0	0	0	0	0	0
304-326		0.4	0	0	0	0	0	0	0	0	0	0
327-348		0.7	0.4	0	0	0	0	0	0	0	0	0



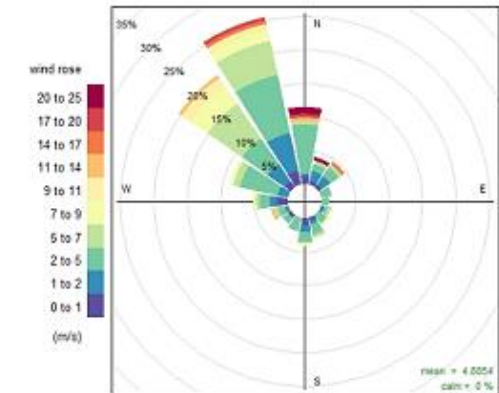
Frequency of counts by wind direction (%)

Ahmedabad

November

925 hPa level

Speed Direction	calm	0-1	1-2	2-5	5-7	7-9	9-11	11-14	14-17	17-20	20-25	25 +
349-11	0	1	0.5	7.3	0.5	0	0	0.5	0	0.5	1	0
12-33		0.5	1.6	1	0.5	0	0	0	0	0	0.5	0
34-56		0.5	1.6	1.6	0.5	0	0	0	0.5	0	0	0
57-78		0	0	1.6	0	0	0	0	0	0	0	0
79-101		0	0	1	0	0	0	0	0	0	0	0
102-123		0	0.5	0.5	0.5	0	0	0	0	0	0	0
124-146		0	0	1.6	0	0.5	0	0	0	0	0	0
147-168		0.5	0.5	1	0.5	0	0	0	0	0	0	0
168-191		1	1	2.1	0	0.5	0	0	0	0	0	0
192-213		0	0	2.1	0	0	0	0	0	0	0	0
214-236		0.5	0	1	0	0	0	0	0	0	0	0
237-258		0	0.5	1	0.5	0	0	0.5	0	0	0	0
259-281		1.6	1	1.6	0.5	0.5	0	0	0	0	0	0
282-303		0	1.6	5.7	1	0.5	0	0	0	0	0	0
304-326		1	3.1	4.7	6.2	3.1	1.6	0.5	0	0	0	0
327-348		2.1	5.7	8.9	5.2	1.6	1	0	0.5	0.5	0	0



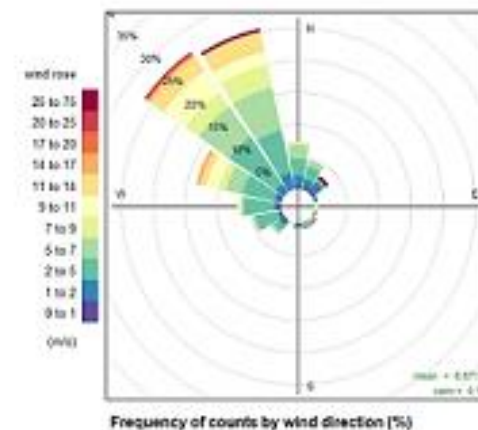
Frequency of counts by wind direction (%)

Ahmedabad

November

850 hPa level

Speed Direction	calm	0-1	1-2	2-5	5-7	7-9	9-11	11-14	14-17	17-20	20-25	25 +
349-11		0.5	1.6	2.6	2.1	0.5	0	0	0	0	0	0
12-33		0.5	1	2.1	1	0	0	0	0	0	0	0
34-56		0.5	1.6	0.5	0	0	0	0	0	0	0	0.5
57-78		0	0.5	0	0	0	0	0	0	0	0	0
79-101		0	0	0	0	0.5	0	0	0	0	0	0
102-123		0	0	0.5	0	0	0	0	0	0	0	0
124-146		0	0	0	0.5	0	0	0	0	0.5	0	0
147-168	0	0	0	1	0	0	0	0	0	0	0	0
168-191		0.5	0	0.5	0	0	0	0	0	0	0	0
192-213		0	0	0	0	0.5	0	0	0	0	0	0
214-236		0.5	0.5	1	0.5	0	0	0	0	0	0	0
237-258		0.5	0	3.6	0.5	0	0	0	0	0	0	0
259-281		0.5	0.5	4.7	0.5	0	0.5	0	0	0	0	0
282-303		0.5	0.5	5.2	2.6	1	2.1	1	0.5	0	0	0
304-326		0	1.6	8.9	5.7	2.6	4.2	2.6	0.5	0	0.5	0
327-348		0	2.6	6.8	6.8	3.6	2.1	3.1	0	0	0	0.5

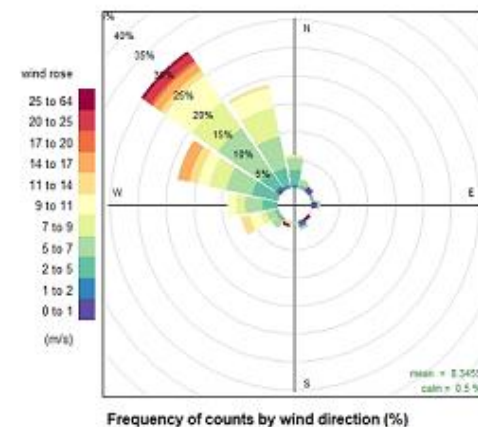


Ahmedabad

November

700 hPa level

Speed Direction	calm	0-1	1-2	2-5	5-7	7-9	9-11	11-14	14-17	17-20	20-25	25 +
349-11		0	0.5	2.6	2.1	0.5	0	0	0	0	0	0
12-33		0	0	0.5	1	0	0	0	0	0	0	0
34-56		1	0	0	0	0	0	0	0	0	0	0
57-78		0	0	0.5	0	0	0	0	0	0	0	0
79-101		1	0	0	0.5	0	0	0	0	0	0	0
102-123		0	0	0	0	0	0	0	0	0	0	0
124-146		0	0	0	0	0	0	0	0	0	0	0.5
147-168	0	0.5	0.5	0	0.5	0	0	0	0	0	0	0
168-191		0	0	0	0.5	0	0	0	0	0	0	0
192-213		0	0	0	0	0	0	0.5	0	0	0	0.5
214-236		0	0	0.5	1.6	0	0	0	0	0	0	0
237-258		0	0	0.5	1.6	1	2.1	1.6	0	0	0	0
259-281		0	0	2.6	3.1	1.6	1.6	0	0	0	0	0
282-303		0	0	4.7	4.7	3.1	2.1	1.6	2.1	0	0	0
304-326		0.5	0.5	3.1	9.4	5.8	5.8	1	1.6	0.5	1.6	0.5
327-348		0	0.5	3.1	5.8	5.2	3.7	0.5	0	0	0	0

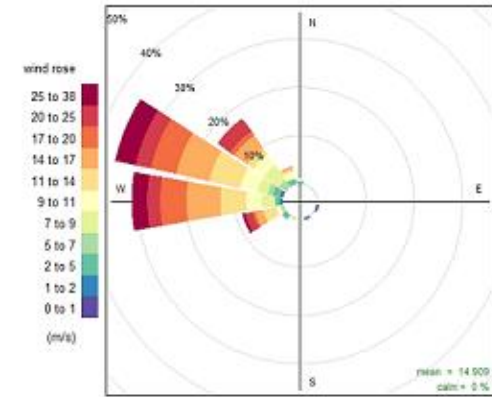


Ahmedabad

November

500 hPa level

Speed Direction	calm	0-1	1-2	2-5	5-7	7-9	9-11	11-14	14-17	17-20	20-25	25 +
349-11	0	0	0	0.5	0	0	0.5	0	0	0	0	0
12-33	0	0	0	0	0	0	0	0	0	0	0	0
34-56	0	0	0	0	0	0	0	0	0	0	0	0
57-78	0	0	0	0	0	0	0	0	0	0	0	0
79-101	0	0	0	0	0	0	0	0	0	0	0	0
102-123	0.5	0	0	0	0	0	0	0	0	0	0	0
124-146	0	0	0	0	0	0	0	0	0	0	0	0
147-168	0	0.5	0	0	0	0	0	0	0	0	0	0
168-191	0	0	0	0	0	0	0	0	0	0	0	0
192-213	0	0	0	0	0	0	0	0.5	0	0	0	0
214-236	0	0	1.1	0	0	0	0	0	0	0	0	0
237-258	0	0	0	0.5	0	1.1	2.7	1.6	0.5	1.6	0.5	0
259-281	0	0.5	1.1	0	2.7	3.2	5.4	7	5.4	2.7	3.2	0
282-303	0.5	0	1.6	1.1	2.2	3.8	6.5	7	5.4	3.2	4.3	0
304-326	0	0	0	1.6	3.8	2.7	1.6	3.2	1.1	3.2	0	0
327-348	0	0	1.1	0	0	1.6	0.5	0.5	0	0	0	0

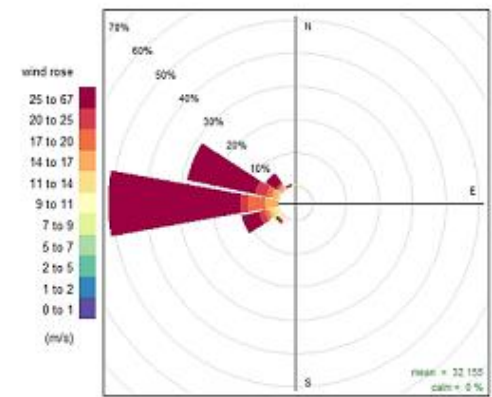


Ahmedabad

November

300 hPa level

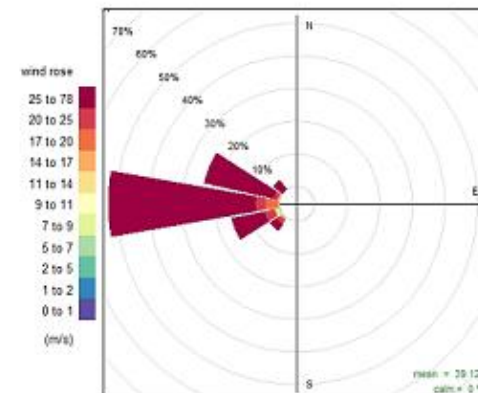
Speed Direction	calm	0-1	1-2	2-5	5-7	7-9	9-11	11-14	14-17	17-20	20-25	25 +
349-11	0	0	0	0	0	0	0	0.6	0	0	0	0
12-33	0	0	0	0	0	0	0	0	0	0	0	0
34-56	0	0	0	0	0	0	0	0	0	0	0	0
57-78	0	0	0	0	0	0	0	0	0	0	0	0
79-101	0	0	0	0	0	0	0	0	0	0	0	0
102-123	0	0	0	0	0	0	0	0	0	0	0	0
124-146	0	0	0	0	0	0	0	0	0	0	0	0
147-168	0	0	0	0	0	0	0	0	0	0	0	0
168-191	0	0	0	0	0	0	0	0	0	0	0	0
192-213	0	0	0	0	0	0	0	0	0	0	0	0
214-236	0	0	0	0	0	0.6	0.6	0	0	0.6	0	0.6
237-258	0	0	0	0	0	0	0.6	1.7	1.1	1.1	1.7	5.2
259-281	0	0	0	0	0	0	0	0	4	5.2	2.3	39.7
282-303	0	0	0	0	0	0	0	0.6	1.7	1.7	3.4	20.7
304-326	0	0	0	0	0	0	0	0	1.1	0.6	0.6	3.4
327-348	0	0	0	0	0	0	0	0	0	0	0	0.6



Ahmedabad

November 200 hPa level

Speed Direction	calm	0-1	1-2	2-5	5-7	7-9	9-11	11-14	14-17	17-20	20-25	25 +
349-11	0	0	0	0	0	0	0	0	0	0	0	0
12-33	0	0	0	0	0	0	0	0	0	0	0	0
34-56	0	0	0	0	0	0	0	0	0	0	0	0
57-78	0	0	0	0	0	0	0	0	0	0	0	0
79-101	0	0	0	0	0	0	0	0	0	0	0	0
102-123	0	0	0	0	0	0	0	0	0	0	0	0
124-146	0	0	0	0	0	0	0	0	0	0	0	0
147-168	0	0	0	0	0	0	0	0	0	0	0	0
168-191	0	0	0	0	0	0	0	0	0	0	0	0
192-213	0	0	0	0	0	0	0	0	0	0	0	0
214-236	0	0	0	0	0	0	0	0.6	0	0.6	1.2	2.4
237-258	0	0	0	0.6	0	0.6	0	0.6	0	3	10.4	
259-281	0	0	0	0	0	0	0	0.6	3.7	3	45.1	
282-303	0	0	0	0	0	0	0	0.6	0	1.2	22	
304-326	0	0	0	0	0	0	0	0	0	0	3.7	
327-348	0	0	0	0	0	0	0	0	0	0	0	0

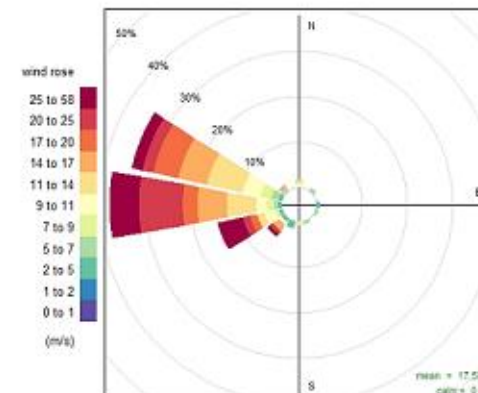


Frequency of counts by wind direction (%)

Ahmedabad

November 100 hPa level

Speed Direction	calm	0-1	1-2	2-5	5-7	7-9	9-11	11-14	14-17	17-20	20-25	25 +
349-11	0	0	0	0	0	0	0.8	0.8	0	0	0	0
12-33	0	0	0	0	0	0	0	0	0	0	0	0
34-56	0	0	0	0.8	0	0	0	0	0	0	0	0
57-78	0	0	0	0	0	0	0	0	0	0	0	0
79-101	0	0	0.8	0	0	0	0	0	0	0	0	0
102-123	0	0	0	0.8	0	0	0	0	0	0	0	0
124-146	0	0	0	0	0	0	0	0	0	0	0	0
147-168	0	0	0	0.8	0	0	0	0	0	0	0	0
168-191	0	0	0	0	0.8	0	0	0	0	0	0	0
192-213	0	0	1.6	0	0	0	0	0	0	0	0	0
214-236	0	0	0.8	0	0	0.8	0	1.6	0	0.8	0.8	0
237-258	0	0	0.8	0	0.8	2.4	1.6	0	1.6	1.6	5.6	0
259-281	0	0	0.8	0.8	1.6	2.4	6.5	6.5	3.2	9.7	6.5	0
282-303	0	0	0.8	1.6	2.4	4	8.1	6.5	5.6	2.4	2.4	0
304-326	0	0	0	0.8	0	0	0	0.8	0	0	0	0
327-348	0	0	0	0	0	0	0	0	0	0	0	0



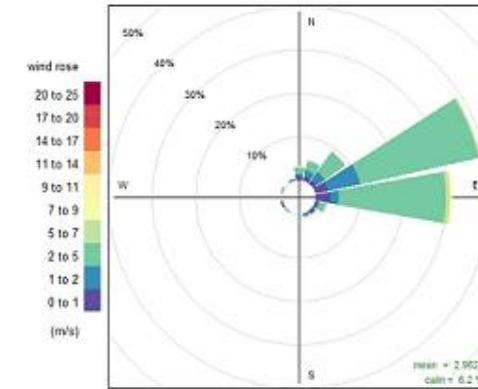
Frequency of counts by wind direction (%)

Ahmedabad

December

1000 hPa level

Speed Direction	calm	0-1	1-2	2-5	5-7	7-9	9-11	11-14	14-17	17-20	20-25	25 +
349-11	6	0.9	0.5	1.4	0	0	0.5	0	0	0	0	0
12-33		0.9	1.4	2.4	0	0	0	0	0	0	0	0
34-56		0.9	2.4	5.7	0	0	0	0	0	0	0	0
57-78		2.8	7.6	28	0.5	0	0	0	0	0	0	0
79-101		3.3	1.9	24.6	0.9	0.5	0	0	0	0	0	0
102-123		0.5	0.5	1.4	0.5	0	0	0	0	0	0	0
124-146		0.5	0.5	0	0	0	0	0	0	0	0	0
147-168		0	0.5	0.5	0	0	0	0	0	0	0	0
168-191		0	0	0	0	0	0	0	0	0	0	0
192-213		0	0	0	0	0	0	0	0	0	0	0
214-236		0	0	0.5	0	0	0	0	0	0	0	0
237-258		0.5	0	0	0	0	0	0	0	0	0	0
259-281		0	0	0	0	0	0	0	0	0	0	0
282-303		0	0	0.5	0	0	0	0	0	0	0	0
304-326		0	0	0	0	0	0	0	0	0	0	0
327-348		0	0.5	0	0	0	0	0	0	0	0	0

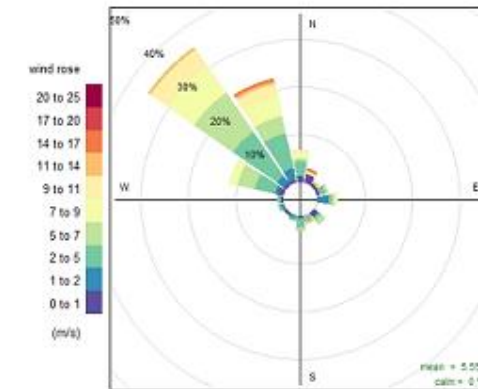


Ahmedabad

December

925 hPa level

Speed Direction	calm	0-1	1-2	2-5	5-7	7-9	9-11	11-14	14-17	17-20	20-25	25 +
349-11	0	1.2	0	3.1	0.6	1.2	0.6	0	0	0	0	0
12-33		1.9	0	0	0	0.6	0	0	0.6	0	0	0
34-56		0.6	0	0	0	0	0	0.6	0	0	0	0
57-78		0.6	0	1.2	0.6	0	0	0	0	0	0	0
79-101		0	2.5	0.6	0.6	0	0.6	0	0	0	0	0
102-123		0	0	0	0	0	0	0	0	0	0	0
124-146		1.2	0	0.6	1.2	0	0	0	0	0	0	0
147-168		0	0	1.2	0	0	0	0.6	0	0	0	0
168-191		0.6	0	1.9	0.6	0	0	0	0	0	0	0
192-213		0	0.6	0.6	0	0	0	0	0	0	0	0
214-236		0.6	0	0	0	0	0	0	0	0	0	0
237-258		0	0.6	0.6	0	0	0	0	0	0	0	0
259-281		0.6	0	0.6	0	0	0	0	0	0	0	0
282-303		1.2	0.6	4.3	3.7	1.9	0	0	0	0	0	0
304-326		0.6	1.9	11.2	9.9	6.8	4.3	0.6	0	0	0	0
327-348		0.6	2.5	7.5	3.7	4.3	2.5	0.6	0.6	0	0	0

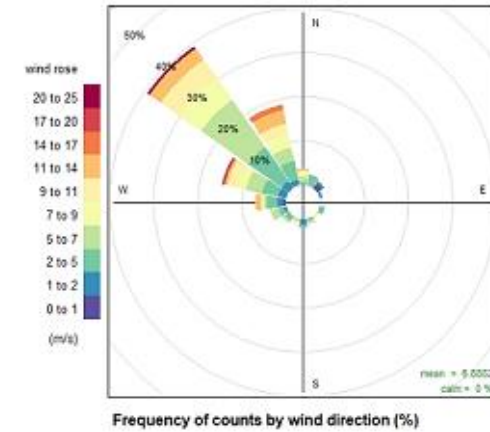


Ahmedabad

December

850 hPa level

Speed Direction	calm	0-1	1-2	2-5	5-7	7-9	9-11	11-14	14-17	17-20	20-25	25 +
349-11	0	0	0.6	1.2	1.2	0	0.6	0	0	0	0	0
12-33	0	0	2.5	0	0	0	0	0	0	0	0	0
34-56	1.2	0.6	0	0	0	0	0	0	0	0	0	0
57-78	0	0.6	0	0	0	0	0	0	0	0	0	0
79-101	0	0	0	0	0	0	0	0	0	0	0	0
102-123	0	0	1.2	0	0	0	0	0	0	0	0	0
124-146	0	0	0	0	0	0.6	0	0	0	0	0	0
147-168	0	0	0	0.6	0	0	0	0	0	0	0	0
168-191	0	1.2	1.2	0	0	0	0	0	0	0	0	0
192-213	0	0	0	0.6	0	0.6	0	0	0	0	0	0
214-236	0	0	1.2	0.6	0	0	0	0	0	0	0	0
237-258	0	0.6	1.2	1.9	0	0	0	0	0	0	0	0
259-281	0.6	1.2	2.5	0.6	0.6	0	1.2	0	0	0	0	0
282-303	0	1.9	3.7	3.7	1.9	2.5	0.6	0	0.6	0	0	0
304-326	0	1.9	9.3	13	6.2	5	3.1	0	0	0.6	0	0
327-348	0	1.2	4.3	3.1	3.1	2.5	3.1	1.2	0	0	0	0

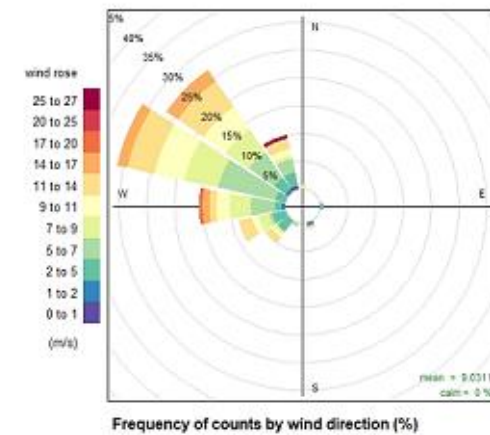


Ahmedabad

December

700 hPa level

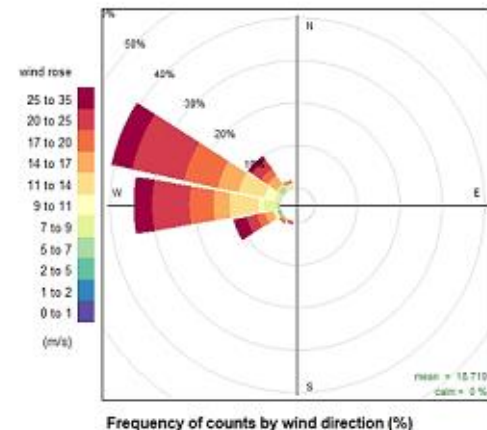
Speed Direction	calm	0-1	1-2	2-5	5-7	7-9	9-11	11-14	14-17	17-20	20-25	25 +
349-11	0	0	0	0	0	0.6	0	0	0	0	0	0
12-33	0	0	0	0	0	0	0	0	0	0	0	0
34-56	0	0	0	0	0	0	0	0	0	0	0	0
57-78	0	0	0	0	0	0	0	0	0	0	0	0
79-101	0	0	0.6	0	0	0	0	0	0	0	0	0
102-123	0	0	0	0	0	0	0	0	0	0	0	0
124-146	0	0	0	0	0	0	0	0	0	0	0	0
147-168	0	0.6	0	0	0	0	0	0.6	0	0	0	0
168-191	0	0	0	0	0	0	0	0	0	0	0	0
192-213	0	0	0	0.6	0	0	0	0	0	0	0	0
214-236	0	0	2.5	0	0.6	0.6	1.2	0	0	0	0	0
237-258	0	0	2.5	0.6	1.9	1.2	2.5	0	0	0	0	0
259-281	0	0.6	1.2	4.3	3.7	2.5	1.2	1.2	0.6	0	0	0
282-303	0	0	1.9	10.6	6.2	5.6	5	1.9	0	0	0	0
304-326	0	0.6	2.5	5.6	5	5	5.6	2.5	0	0	0	0
327-348	0.6	0	2.5	2.5	0.6	1.2	1.9	0	0	0	0	0.6



Ahmedabad

December 500 hPa level

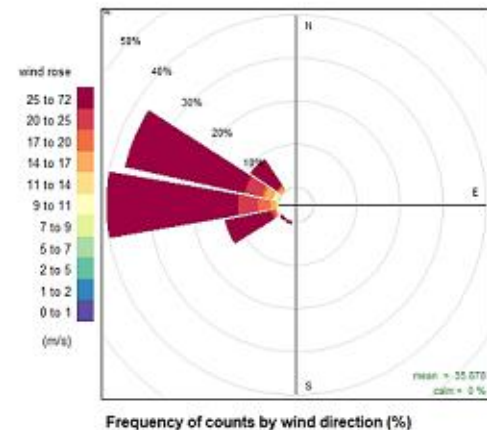
Speed Direction	calm	0-1	1-2	2-5	5-7	7-9	9-11	11-14	14-17	17-20	20-25	25 +
349-11	0	0	0	0	0	0	0	0	0	0	0	0
12-33	0	0	0	0	0	0	0	0	0	0	0	0
34-56	0	0	0	0	0	0	0	0	0	0	0	0
57-78	0	0	0	0	0	0	0	0	0	0	0	0
79-101	0	0	0	0	0	0	0	0	0	0	0	0
102-123	0	0	0	0	0	0	0	0	0	0	0	0
124-146	0	0	0	0	0	0	0	0	0	0	0	0
147-168	0	0	0	0	0	0	0	0	0	0	0	0
168-191	0	0	0	0	0	0	0	0	0	0	0	0
192-213	0	0	0	0	0	0	0	0	0	0	0.6	0
214-236	0	0	0	0	0	0	0	0	0.6	0.6	0	0
237-258	0	0	0.6	0	0	0.6	0.6	1.9	1.9	2.5	3.1	0
259-281	0	0	0	0.6	3.1	1.2	6.9	3.8	5.6	8.8	4.4	0
282-303	0	0	0	0	1.2	2.5	6.2	5	8.1	12.5	5	0
304-326	0	0	0	1.2	0	0	0.6	2.5	1.9	2.5	1.2	0
327-348	0	0	0	0	0.6	0	0.6	0	0.6	0	0	0



Ahmedabad

December 300 hPa level

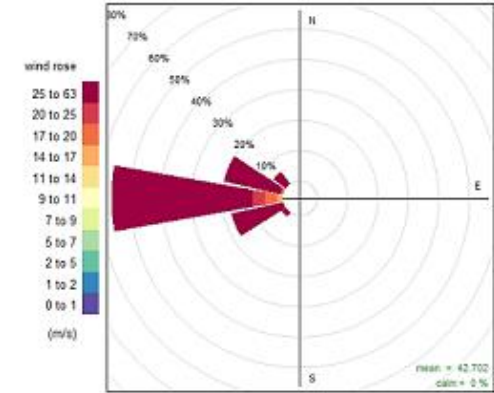
Speed Direction	calm	0-1	1-2	2-5	5-7	7-9	9-11	11-14	14-17	17-20	20-25	25 +
349-11	0	0	0	0	0	0	0	0	0	0	0	0
12-33	0	0	0	0	0	0	0	0	0	0	0	0
34-56	0	0	0	0	0	0	0	0	0	0	0	0
57-78	0	0	0	0	0	0	0	0	0	0	0	0
79-101	0	0	0	0	0	0	0	0	0	0	0	0
102-123	0	0	0	0	0	0	0	0	0	0	0	0
124-146	0	0	0	0	0	0	0	0	0	0	0	0
147-168	0	0	0	0	0	0	0	0	0	0	0	0
168-191	0	0	0	0	0	0	0	0	0	0	0	0
192-213	0	0	0	0	0	0	0	0	0	0	0	0.7
214-236	0	0	0	0	0	0	0	0	0	0	0	0.7
237-258	0	0	0	0	0	0.7	0	0	0.7	0.7	10.8	0
259-281	0	0	0	0	0	0	0.7	1.4	2.7	4.7	30.4	0
282-303	0	0	0	0	0.7	0.7	0	2	0.7	4.1	28.4	0
304-326	0	0	0	0	0	0	0	0.7	0.7	0	7.4	0
327-348	0	0	0	0	0	0.7	0	0	0	0	0	0



Ahmedabad

December 200 hPa level

Speed Direction	calm	0-1	1-2	2-5	5-7	7-9	9-11	11-14	14-17	17-20	20-25	25 +
349-11	0	0	0	0	0	0	0	0	0	0	0	0
12-33	0	0	0	0	0	0	0	0	0	0	0	0
34-56	0	0	0	0	0	0	0	0	0	0	0	0
57-78	0	0	0	0	0	0	0	0	0	0	0	0
79-101	0	0	0	0	0	0	0	0	0	0	0	0
102-123	0	0	0	0	0	0	0	0	0	0	0	0
124-146	0	0	0	0	0	0	0	0	0	0	0	0
147-168	0	0	0	0	0	0	0	0	0	0	0	0
168-191	0	0	0	0	0	0	0	0	0	0	0	0
192-213	0	0	0	0	0	0	0	0	0	0	0	0
214-236	0	0	0	0	0	0	0	0	0	0	0	1.7
237-258	0	0	0	0	0	0	0	0	0	0	0	17.4
259-281	0	0	0	0	0	0	0	1.7	4.1	4.1	46.3	
282-303	0	0	0	0	0	0	0	0	0.8	0	19	
304-326	0	0	0	0	0	0	0	0	0	0	5	
327-348	0	0	0	0	0	0	0	0	0	0	0	0

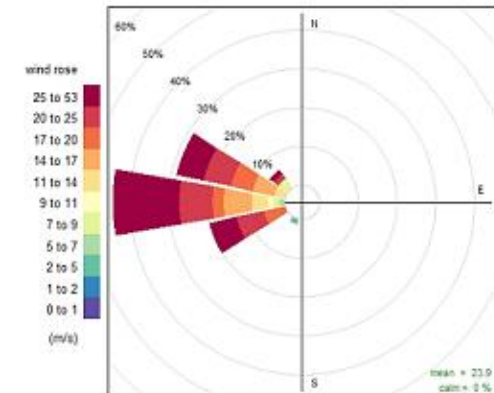


Frequency of counts by wind direction (%)

Ahmedabad

December 100 hPa level

Speed Direction	calm	0-1	1-2	2-5	5-7	7-9	9-11	11-14	14-17	17-20	20-25	25 +
349-11	0	0	0	0	0	0	0	0	0	0	0	0
12-33	0	0	0	0	0	0	0	0	0	0	0	0
34-56	0	0	0	0	0	0	0	0	0	0	0	0
57-78	0	0	0	0	0	0	0	0	0	0	0	0
79-101	0	0	0	0	0	0	0	0	0	0	0	0
102-123	0	0	0	0	0	0	0	0	0	0	0	0
124-146	0	0	0	0	0	0	0	0	0	0	0	0
147-168	0	0	0	0	0	0	0	0	0	0	0	0
168-191	0	0	0	0	0	0	0	0	0	0	0	0
192-213	0	0	1.4	0	0	0	0	0	0	0	0	0
214-236	0	0	0	0	0	0	0	0	0	0	0	0
237-258	0	0	0	0	0	0	0	0	5.7	7.1	7.1	
259-281	0	0	0	1.4	1.4	1.4	4.3	7.1	2.9	8.6	17.1	
282-303	0	0	0	0	0	0	2.9	5.7	5.7	7.1	7.1	
304-326	0	0	0	0	2.9	0	0	0	0	1.4	1.4	
327-348	0	0	0	0	0	0	0	0	0	0	0	0



Frequency of counts by wind direction (%)

Ahmedabad

42647

Station Height

56

1981-2010

January

PRESSURE	HEIGHT	Hmax	Hmin	TEMP	TMAX	TMIN	DEWPT	DIR	VELO	U	V	VM
SURFACE	1008	1015	1001	14.1	21.4	5	8.6	43	2.2	-1.5	-1.6	3
1000	123	187	62	15.4	25.8	6.6	7.8	46	2.9	-2.1	-2	3.8
950	560	622	437	18.8	28.8	9.2	3.8	53	3.8	-3	-2.3	6.2
925	789	850	727	17.5	26	9.9	2.9	43	2.2	-1.5	-1.6	5.4
900	1024	1099	944	16.4	27.6	7.2	1.5	31	1.2	-0.6	-1	4.6
850	1507	1582	1437	13.6	25.6	4.2	-1.5	270	1.5	1.5	0	4.5
800	2015	2103	1936	11.2	22.6	2.4	-4.6	261	3.2	3.2	0.5	5.5
750	2550	2643	2432	8.5	19.6	-6.9	-7.8	264	4.8	4.8	0.5	6.9
700	3116	3222	3019	5.7	14.8	-4.1	-11.7	267	6.4	6.4	0.3	8.4
650	3718	3857	3601	2.3	10.6	-7.3	-15	268	7.3	7.3	0.2	8.9
600	4360	4502	4221	-1.4	6.4	-11.7	-17.9	269	8.7	8.7	0.2	10.2
550	5047	5203	4901	-5.6	3.8	-18.3	-22	269	10.4	10.4	0.1	11.9
500	5789	5962	5621	-10.4	-1.5	-23.7	-26.1	270	12.3	12.3	0.1	13.8
450	6591	6781	6397	-15.9	-5.3	-27.9	-30.7	270	14.5	14.5	0	16.1
400	7469	7681	7243	-22	-10.9	-34.9	-36	269	16.1	16.1	0.2	17.9
350	8437	8680	8179	-28.6	-17.3	-42.9	-41.8	268	17.3	17.3	0.6	19.7
300	9527	9819	9238	-36	-23.3	-48.5	-48.6	267	18.7	18.7	0.9	21.2
250	10770	11100	10460	-44.6	-31.3	-58.3	-57.5	265	18.9	18.8	1.7	21.4
200	12237	12590	11873	-54.4	-38.9	-68.3	-66.4	263	16.1	16	2	18
175	13082	13464	12695	-59.8	-46.7	-79.5		262	14.7	14.5	2.1	16.4
150	14034	14408	13614	-65.1	-54.1	-76.1		261	11.6	11.4	1.9	12.7
125	15130	15556	14681	-70.2	-56.1	-83.5		264	8.8	8.8	0.9	9.6
100	16436	16860	15952	-74.7	-61.3	-86.5		269	6.9	6.9	0.1	7.5
80	17730	18250	17211	-74.1	-56.4	-86.5		271	5.3	5.3	-0.1	5.7
70	18511	19040	17981	-71.5	-52.4	-82.5		267	4.1	4.1	0.2	4.7
60	19433	19981	18876	-67.9	-41.8	-81.3		268	2.7	2.7	0.1	3.4
50	20543	21114	19940	-63.7	-48.7	-75.3		280	2.3	2.3	-0.4	2.9
40	21918	22525	21262	-60	-45.1	-73.3		279	1.3	1.3	-0.2	1.9
30	23738	24374	23166	-56	-40.5	-65.5		274	1.3	1.3	-0.1	1.8
25	24877	25582	24295	-54.9	-39.7	-63.9		276	0.9	0.9	-0.1	1.4
20	26253	26823	25689	-54.1	-46.3	-63.9		287	1	1	-0.3	1.5
15	28159	28708	27686	-50.9	-41.1	-61.3		270	0.4	0.4	0	0.4
10	30838	31379	30402	-49.9	-45.5	-53.5						
7	33096	33168	33023	-50.3	-50.3	-50.3						

FREEZING LEVEL

P	Height	H_max	H_min
621	4110	5440	2350

FIRST TROPOPAUSE

P	Height	Temp
186	12779	-62.4

SECOND TROPOPAUSE

P	Height	Temp
100	16535	-76.2

Ahmedabad

42647

Station height

56

1981-2010

February

PRESSURE	HEIGHT	Hmax	Hmin	TEMP	TMAX	TMIN	DEWPT	DIR	VELO	U	V	VM
SURFACE	1006.4	1013	1000	16.1	23.8	7.8	9	13	1.8	-0.4	-1.8	3
1000	109	164	10	17.3	33	7.4	8.1	24	2	-0.8	-1.8	3.4
950	549	660	492	20.4	32.2	9	3.8	16	2.9	-0.8	-2.8	6.1
925	781	842	732	19.3	30.5	7	2.7	5	2.3	-0.2	-2.3	5.8
900	1015	1080	909	17.8	28.9	3.8	1.1	335	1.7	0.7	-1.5	5.1
850	1501	1572	1438	14.8	25.7	0.2	-1.7	279	2.4	2.4	-0.4	4.9
800	2011	2093	1934	12	22.6	-0.3	-4.5	270	4.1	4.1	0	6
750	2547	2638	2448	9.1	19	-0.8	-7	269	5.7	5.7	0.1	7.5
700	3114	3220	3003	5.9	14.6	-4.7	-10	269	7.3	7.3	0.1	9.2
650	3716	3830	3584	2.4	11	-8.5	-13.4	271	8.3	8.3	-0.2	9.8
600	4358	4477	4216	-1.4	8	-10.7	-17.1	272	9.5	9.5	-0.3	10.9
550	5045	5187	4899	-5.6	4.2	-16.1	-21.1	272	11	11	-0.4	12.3
500	5786	5956	5630	-10.3	0.4	-21.1	-25.9	274	12.9	12.9	-0.9	14.5
450	6589	6783	6404	-15.6	-4	-31.9	-30.4	274	15	15	-1	16.8
400	7468	7694	7239	-21.6	-9.7	-34.7	-35	273	16.7	16.7	-0.8	18.6
350	8438	8674	8158	-28.4	-15.5	-41.9	-41.2	272	17.2	17.2	-0.5	19.2
300	9525	9786	9187	-35.9	-23.3	-49.3	-49	269	18	18	0.2	20.3
250	10771	11073	10406	-44.2	-30.1	-56.9	-57.4	269	18	18	0.3	20.6
200	12235	12608	11843	-53.9	-42.9	-69.9	-69	267	16.6	16.6	0.8	19
175	13081	13493	12667	-59.3	-43.3	-73.3		267	14.7	14.7	0.8	17
150	14031	14482	13600	-64.8	-49.1	-76.1		266	11.7	11.7	0.8	13.5
125	15125	15611	14671	-70.4	-50.7	-81.3		266	9.6	9.6	0.7	10.9
100	16429	16950	15942	-74.9	-57.2	-87.9		268	7	7	0.2	7.8
80	17718	18256	17198	-75.4	-53.9	-88.3		265	4.2	4.2	0.4	4.9
70	18499	19041	17965	-72.6	-53.3	-84.7		266	2.9	2.9	0.2	3.6
60	19412	19965	18869	-68.9	-54.4	-82.1		261	2	2	0.3	2.5
50	20515	21083	19951	-64.1	-49.7	-76.9		270	1.1	1.1	0	1.6
40	21893	22500	21289	-60	-43.9	-70.1		281	0.5	0.5	-0.1	1
30	23719	24370	23043	-55.7	-39.3	-65.1		252	0.3	0.3	0.1	0.7
25	24902	25566	24296	-53.9	-40	-62.3		259	0.5	0.5	0.1	0.9
20	26334	26842	25716	-52.6	-45.3	-61.5		297	0.4	0.4	-0.2	0.5
15	28216	28696	27808	-50.9	-44.3	-57.9						
10	30386	30442	30320	-52.8	-50.9	-54.5						
7	32460	32460	32460	-50.9	-50.9	-50.9						

FREEZING LEVEL

P	Height	H_max	H_min
620	4114	5920	2204

FIRST TROPOPAUSE

P	Height	Temp

SECOND TROPOPAUSE

P	Height	Temp
98	16610	-76.8

Ahmedabad

42647

Station height

56

1981-2010

March

PRESSURE	HEIGHT	Hmax	Hmin	TEMP	TMAX	TMIN	DEWPT	DIR	VELO	U	V	VM
SURFACE	1003.9	1009	998	21.2	31.2	12.4	11.6	331	1.8	0.9	-1.6	3.1
1000	89	134	26	21.9	31.4	13	10.9	345	1.6	0.4	-1.5	3.2
950	535	579	486	24.6	36.6	13.2	6.3	346	3	0.7	-2.9	6.5
925	768	810	716	23.9	32.4	13.4	5.2	340	2.3	0.8	-2.2	6.5
900	1007	1083	950	22.3	33.2	9	3.3	323	2.1	1.3	-1.7	5.6
850	1499	1584	1438	18.8	30	6.2	0.9	280	2.2	2.2	-0.4	5.3
800	2015	2091	1936	15	27.1	3.8	-2	260	3.6	3.5	0.6	5.8
750	2556	2650	2461	11.2	23.1	2	-4.9	257	4.7	4.6	1.1	6.9
700	3128	3241	3019	7.3	19.8	-2.1	-8.1	255	6.1	5.9	1.6	8.2
650	3732	3872	3603	3.4	15	-5.5	-12.1	257	6.5	6.3	1.5	8.3
600	4377	4525	4226	-0.7	12.2	-9.1	-15.7	258	6.9	6.8	1.4	8.9
550	5064	5219	4893	-5.1	9	-17.3	-19.8	260	7.8	7.7	1.4	10
500	5807	5964	5616	-10.1	4.7	-21	-24.4	260	9	8.9	1.5	11.5
450	6610	6812	6394	-15.7	1.9	-25.5	-29	261	10.3	10.2	1.7	13.2
400	7487	7711	7245	-22	-9.3	-33.1	-34.1	260	12	11.8	2	15.3
350	8455	8720	8179	-28.9	-15.1	-42.3	-40.9	261	12.8	12.7	1.9	16.8
300	9542	9879	9227	-36.4	-22.3	-50.5	-48.6	261	14.9	14.7	2.4	19.5
250	10782	11133	10405	-44.9	-32.9	-60.9	-57.1	258	16.3	15.9	3.5	21.3
200	12241	12650	11775	-54.1	-42.7	-66.5	-64.2	254	14.5	13.9	4.1	19.5
175	13087	13528	12583	-59	-46.5	-74.5	-60.9	252	12.9	12.3	4	17.5
150	14041	14511	13492	-64.4	-53.3	-78.4	-60.9	252	11.1	10.6	3.4	14.6
125	15136	15549	14537	-69.9	-57.4	-82.1		252	9	8.6	2.8	11.7
100	16445	16906	15800	-74.6	-58.7	-86.3		261	6.5	6.4	1	8.1
80	17741	18235	17091	-73.8	-56.5	-85.9		265	4.5	4.5	0.4	5.3
70	18521	19020	17893	-71.1	-53.2	-85.1		265	3.6	3.6	0.3	4.5
60	19438	19928	18846	-67.1	-51.4	-81.7		270	1.9	1.9	0	2.9
50	20545	21046	19980	-62.4	-46.3	-78.5		270	1.3	1.3	0	2.3
40	21930	22450	21311	-57.9	-38.9	-75.1		293	0.8	0.7	-0.3	1.9
30	23745	24278	23071	-54	-34.4	-73.7		297	0.7	0.6	-0.3	1.4
25	24936	25476	24337	-51.5	-32	-71.1		276	0.9	0.9	-0.1	1.8
20	26368	26902	25839	-49.3	-29.4	-68.1		252	0.3	0.3	0.1	1.3
15	28209	28751	27741	-47.6	-29.8	-64.3		207	0.7	0.3	0.6	1.3
10	30912	31324	30250	-45.8	-39	-58.5						
7	33021	33021	33021	-48.7	-48.7	-48.7						

FREEZING LEVEL

P	Height	H_max	H_min
609	4265	5950	2800

FIRST TROPOPAUSE

P	Height	Temp
176	13186	-63.4

SECOND TROPOPAUSE

P	Height	Temp
99	16532	-76.6

Ahmedabad

42647

Station height

56

1981-2010

April

PRESSURE	HEIGHT	Hmax	Hmin	TEMP	TMAX	TMIN	DEWPT	DIR	VELO	U	V	VM
SURFACE	1001.3	1007	995	25.2	31.6	18.6	16.3	300	2.2	1.9	-1.1	3
1000	72	119	43	25.3	31.4	16.4	15.7	303	1.7	1.4	-0.9	3
950	518	584	473	26.9	36.2	17.6	10.5	306	4.2	3.4	-2.5	7
925	754	800	685	26.6	34.6	16.4	8.5	299	3.5	3.1	-1.7	7.2
900	995	1076	939	25.4	34.4	13.6	6	294	3.6	3.3	-1.5	6.3
850	1493	1541	1408	22	31.2	12.2	3.3	272	3	3	-0.1	5.4
800	2014	2082	1933	18	27.5	7.2	0.5	256	3.3	3.2	0.8	5.4
750	2561	2634	2470	13.9	25.7	1.8	-3	248	4.1	3.8	1.5	6.3
700	3138	3229	3036	9.5	20.3	-1.5	-6.4	247	4.9	4.5	1.9	6.9
650	3747	3859	3615	5.3	14.2	-4.5	-10.2	250	5	4.7	1.7	6.7
600	4395	4526	4261	1.1	11.8	-10.9	-14.2	254	4.8	4.6	1.3	6.4
550	5088	5236	4931	-3.4	7.4	-14.7	-19.1	260	5.3	5.2	0.9	7
500	5834	5999	5654	-8.5	3.2	-18.9	-23.6	262	6.2	6.1	0.9	8.1
450	6641	6822	6437	-14.1	-1.1	-25.1	-27.7	263	7.2	7.1	0.9	9.4
400	7525	7748	7280	-20.5	-3.9	-31.9	-32.3	265	8.5	8.5	0.8	11.2
350	8498	8722	8207	-27.7	-7.3	-39.3	-37.9	264	10	9.9	1.1	13.1
300	9590	9923	9264	-35.5	-12.7	-46.7	-45.4	266	11.6	11.6	0.9	14.9
250	10834	11233	10519	-44.1	-31.9	-55.5	-53.8	264	13.5	13.4	1.5	17.2
200	12302	12767	11945	-53.1	-37.1	-66.5	-60.9	259	14.8	14.5	2.8	18.2
175	13149	13653	12783	-58	-44.7	-69.7	-60.4	259	14.1	13.8	2.7	17.1
150	14106	14654	13722	-63.1	-48.9	-74.9	-62.9	261	12.9	12.7	2	15.6
125	15208	15786	14774	-68.8	-53.9	-87.1		259	9.7	9.5	1.9	11.7
100	16528	17171	16022	-73.3	-62.8	-89.3		261	7.4	7.3	1.2	9.1
80	17841	18520	17255	-72.8	-55.3	-88.1		267	3.6	3.6	0.2	5.4
70	18631	19401	17999	-69.8	-50.7	-85.3		268	2.3	2.3	0.1	4.3
60	19424	20221	18879	-65.3	-45.9	-84.5		287	1	1	-0.3	3.1
50	20681	21357	19945	-59.9	-40.5	-82.3		8	0.7	-0.1	-0.7	2.7
40	22086	22788	21275	-55	-36.3	-77.5		360	0.8	0	-0.8	2.8
30	23931	24742	23018	-50.4	-37.9	-63.5		16	0.7	-0.2	-0.7	2.5
25	25105	25781	24145	-48.1	-34.4	-60.9		45	0.7	-0.5	-0.5	2.7
20	26570	27198	25533	-45.8	-34.1	-73.5		37	0.5	-0.3	-0.4	2.3
15	28470	29123	27602	-43.3	-31.7	-56.5		117	0.2	-0.2	0.1	2.5
10	31135	31709	30682	-41.3	-32.9	-47.9		199	4	1.3	3.8	4
7												

FREEZING LEVEL

P	Height	H_max	H_min
589	4562	6490	2690

FIRST TROPOPAUSE

P	Height	Temp
179	13171	-61.9

SECOND TROPOPAUSE

P	Height	Temp
98	16733	-75.1

Ahmedabad

42647

Station height 56

1981-2010

May

PRESSURE	HEIGHT	Hmax	Hmin	TEMP	TMAX	TMIN	DEWPT	DIR	VELO	U	V	VM
SURFACE	998.9	1005	992	28	32.6	21.4	21.6	265	2.5	2.5	0.2	3.3
1000	60	103	-4	27.7	31	21.4	21.3	270	2	2	0	2.9
950	498	592	438	26.9	37.6	17.4	17.6	271	4.7	4.7	-0.1	7.1
925	734	788	670	26.4	37	16.6	15.3	259	4.9	4.8	0.9	8.1
900	975	1056	896	26.1	36.4	14.1	11.5	268	4.9	4.9	0.2	7.4
850	1477	1552	1387	23.9	33.3	12.7	7.2	258	4.3	4.2	0.9	6.5
800	2002	2081	1902	20.4	29.8	10.4	3.6	252	3.6	3.4	1.1	5.9
750	2554	2631	2447	16.4	25	4.2	0	253	3	2.9	0.9	5.6
700	3136	3221	3020	11.9	21.8	0.6	-3.5	254	2.5	2.4	0.7	5.7
650	3750	3846	3629	7.3	16.4	-3.6	-7.4	257	1.8	1.8	0.4	5.2
600	4403	4509	4170	2.8	11.8	-8.3	-11.5	270	1.5	1.5	0	4.7
550	5100	5223	4864	-1.5	8.4	-13.3	-16.4	281	1.6	1.6	-0.3	4.7
500	5852	5993	5663	-6.3	3.8	-18.3	-21.5	284	2.1	2	-0.5	5.1
450	6667	6830	6457	-11.5	-1.1	-24.1	-26.4	280	2.8	2.8	-0.5	6.1
400	7560	7795	7304	-17.3	-5.5	-31.1	-30.9	273	3.4	3.4	-0.2	7.1
350	8547	8804	8234	-23.9	-12.1	-38.9	-37.2	263	4.3	4.3	0.5	8
300	9658	9943	9382	-31.3	-18.1	-46.1	-44.4	256	5.9	5.7	1.4	9.3
250	10925	11241	10608	-40.1	-27.9	-54.3	-52.2	253	6.9	6.6	2	10.2
200	12414	12777	12004	-50.5	-39.7	-64.3	-62.1	252	7.4	7	2.3	10.1
175	13273	13669	12815	-56.4	-46.3	-76.1		253	6.7	6.4	2	9.2
150	14236	14663	13733	-62.6	-52.4	-75.3		250	5.9	5.6	2	8.1
125	15339	15805	14790	-69.1	-53.3	-83.9		250	4	3.8	1.4	6.4
100	16651	17157	16038	-74.3	-60.4	-87.3		252	1.6	1.5	0.5	5.1
80	17951	18480	17270	-73	-52.6	-87.3		63	0.7	-0.6	-0.3	4.3
70	18743	19297	18026	-69.2	-49.1	-82.7		62	1.7	-1.5	-0.8	3.8
60	19305	20249	18934	-64.3	-45	-95.3		59	2.3	-2	-1.2	3.8
50	20805	21414	20036	-58.5	-38.6	-75.9		61	2.9	-2.5	-1.4	4
40	22217	22883	21429	-53.3	-34.8	-71.9		63	3	-2.7	-1.4	4.1
30	24072	24820	23255	-49.2	-32.6	-67.3		76	3.7	-3.6	-0.9	4.5
25	25256	26075	24497	-47.5	-34.5	-63.1		83	3.5	-3.5	-0.4	4.7
20	26714	27622	25928	-46	-34.1	-60.5		76	3	-2.9	-0.7	4.1
15	28587	29652	27781	-44.3	-29.3	-57.7		61	2.1	-1.8	-1	2.9
10	31213	31591	30381	-42.7	-32.1	-56.1		66	1.7	-1.6	-0.7	2
7	33598	33959	33149	-39	-29.9	-46.3		310	0.8	0.6	-0.5	0.8

FREEZING LEVEL

P	Height	H_max	H_min
568	4859	6600	3150

FIRST TROPOPAUSE

P	Height	Temp

SECOND TROPOPAUSE

P	Height	Temp
98	16844	-76.2

Ahmedabad

42647

Station height

56

1981-2010

June

PRESSURE	HEIGHT	Hmax	Hmin	TEMP	TMAX	TMIN	DEWPT	DIR	VELO	U	V	VM
SURFACE	995.3	1004	983	28.6	33.4	22	24.1	242	2.6	2.3	1.2	3.3
1000	25	86	-44	28.4	30.3	22	23.4	252	2	1.9	0.6	2.6
950	467	545	363	25.9	34.8	19.4	22.4	247	5.3	4.9	2.1	6.7
925	702	781	600	24.8	33.4	17	20.8	249	5.8	5.4	2.1	7.7
900	942	1023	841	23.8	33.2	13.6	18.9	251	6.1	5.8	2	7.8
850	1440	1527	1340	21.8	31.6	10.4	15.4	245	5	4.5	2.1	6.8
800	1964	2056	1860	19.4	28.4	-1.2	10.8	242	3.2	2.8	1.5	5.8
750	2516	2613	2382	16.8	26	3	5.9	249	1.4	1.3	0.5	5.3
700	3101	3199	2975	13.1	22.7	-0.3	1.6	346	0.4	0.1	-0.4	5
650	3718	3816	3581	8.8	17.7	-5.3	-2.4	34	1.1	-0.6	-0.9	5
600	4375	4480	4224	4.3	13	-11.1	-6.1	34	1.4	-0.8	-1.2	4.7
550	5077	5204	4892	-0.1	9.8	-14.5	-9.9	25	1.7	-0.7	-1.5	4.8
500	5836	5989	5611	-3.9	6.8	-17.7	-14	17	1.4	-0.4	-1.3	4.7
450	6661	6848	6391	-7.7	3.2	-23.1	-17.6	20	1.2	-0.4	-1.1	4.8
400	7571	7791	7242	-12.7	-2.7	-29.5	-22.6	22	1.1	-0.4	-1	4.8
350	8576	8835	8180	-19	-7.9	-36.3	-28.7	360	0.6	0	-0.6	4.7
300	9693	10002	9231	-26.8	-14.5	-46.3	-36.4	360	0.2	0	-0.2	4.7
250	11000	11240	10686	-36.5	-23.9	-54.6	-45.8	135	0.3	-0.2	0.2	4.9
200	12505	12805	12129	-48.5	-32.5	-69.2	-56.7	124	1.1	-0.9	0.6	5.5
175	13372	13798	12961	-55.4	-40.7	-70.2	-61	112	1.6	-1.5	0.6	5.8
150	14337	14866	13888	-62.9	-49.7	-77.7	-66.6	99	2.4	-2.4	0.4	6.2
125	15437	15957	14954	-70.5	-53.6	-81.1		85	3.5	-3.5	-0.3	7
100	16737	17331	16223	-76.2	-48.9	-87.7		80	5.5	-5.4	-1	7.8
80	18026	18482	17485	-74.3	-36.8	-90.1		76	6.9	-6.7	-1.7	8.6
70	18812	19275	18267	-70.2	-51.7	-87.1		79	7.1	-7	-1.4	8.4
60	19151	20225	19193	-64.7	-47.3	-81.9		77	7.3	-7.1	-1.7	8.3
50	20867	21389	20269	-58.8	-42.6	-74.1		78	7.2	-7	-1.5	8.1
40	22263	22866	21621	-54.1	-40.9	-70.9		77	6.5	-6.3	-1.5	7.5
30	24119	24803	23483	-49.6	-36.4	-66.7		80	6.8	-6.7	-1.2	7.6
25	25309	26052	24639	-47.6	-32	-63.9		86	7.3	-7.3	-0.5	7.9
20	26773	27563	26062	-45.8	-29.4	-60.7		86	6.6	-6.6	-0.5	7.2
15	28688	29606	27936	-44.2	-29.3	-56.7		76	5.5	-5.3	-1.3	6.8
10	31361	31698	30632	-42.1	-36.7	-49.3		86	4.6	-4.6	-0.3	4.7
7	33806	34134	33462	-39	-33.9	-46.3		84	10	-9.9	-1	10.4

FREEZING LEVEL

P	Height	H_max	H_min
549	5098	6390	2660

FIRST TROPOPAUSE

P	Height	Temp

SECOND TROPOPAUSE

P	Height	Temp
98	16903	-78.3

Ahmedabad

42647

Station height

56

1981-2010

July

PRESSURE	HEIGHT	Hmax	Hmin	TEMP	TMAX	TMIN	DEWPT	DIR	VELO	U	V	VM
SURFACE	994.8	1001	984	26.9	30.2	24	24.3	238	2.5	2.1	1.3	3
1000	7	64	-57	27.4	28.8	25	24.2	236	1.4	1.2	0.8	1.5
950	460	556	377	24.6	31.3	17.3	22.9	245	6	5.4	2.5	6.8
925	693	772	624	23.3	29.6	16.2	21.6	242	6.4	5.7	3	7.6
900	933	990	846	22.1	28.4	12.4	20.2	252	7	6.6	2.2	8.1
850	1428	1494	1334	19.6	26	8.4	17.6	249	5.8	5.4	2.1	6.9
800	1948	2033	1846	17.2	25.4	5.3	14.3	242	4.3	3.8	2	5.7
750	2496	2588	2383	15.3	23.6	4	9.8	242	2.6	2.3	1.2	4.8
700	3080	3181	2955	12.8	21	1.4	5.4	275	1.1	1.1	-0.1	4.2
650	3698	3800	3543	9.5	19.8	-3.5	1.2	346	0.8	0.2	-0.8	3.7
600	4358	4479	4171	5.6	14	-7	-2.3	12	1.4	-0.3	-1.4	3.8
550	5064	5196	4914	1.4	11	-17.5	-6	23	1.5	-0.6	-1.4	3.5
500	5826	5976	5669	-2.6	6	-17.9	-9.9	36	1.4	-0.8	-1.1	3.3
450	6654	6813	6471	-6.9	5	-18.4	-14.6	53	1.5	-1.2	-0.9	3.3
400	7567	7743	7386	-11.9	-4.9	-20.1	-19.9	61	1.8	-1.6	-0.9	3.5
350	8577	8764	8376	-18.3	-8.7	-28.1	-26.7	68	2.4	-2.2	-0.9	3.8
300	9713	9928	9476	-26.2	-14.9	-38.1	-34.7	70	3.2	-3	-1.1	4.5
250	11007	11248	10742	-36.1	-18.9	-47.5	-44.4	72	4.1	-3.9	-1.3	5.5
200	12517	12849	12179	-48.5	-24.9	-62.1	-57.4	74	5.7	-5.5	-1.6	7.7
175	13383	13803	13062	-55.7	-28.7	-70.1	-62.3	72	6.4	-6.1	-2	8.6
150	14347	14888	13971	-63.7	-31.9	-79.9	-72.9	73	7.3	-7	-2.1	9.5
125	15440	15818	15021	-71.4	-60.1	-82.5		70	8.6	-8.1	-2.9	10.8
100	16738	17177	16152	-75.7	-60.4	-85.7		72	9.8	-9.3	-3.1	12
80	18035	18448	17478	-71.9	-53.3	-89.3		72	8.9	-8.5	-2.8	10.6
70	18830	19279	18288	-67.8	-44.9	-85.3		71	8.9	-8.4	-2.9	10.3
60	19098	20250	19242	-63.1	-47.5	-78.3		71	8.7	-8.2	-2.9	10.3
50	20902	21428	20385	-58.1	-42.7	-74.1		69	7.8	-7.3	-2.8	9.5
40	22328	22924	21861	-53.4	-37.3	-76		66	7.3	-6.7	-3	9.3
30	24187	24723	23632	-49.3	-33.7	-65.4		67	7.5	-6.9	-2.9	9.6
25	25359	25962	24779	-47.7	-29.3	-71.1		69	7	-6.5	-2.5	9.4
20	26824	27500	26367	-46.6	-33.9	-60.3		72	7	-6.6	-2.2	8.9
15	28708	29261	28194	-45.3	-37.9	-55.9		63	3.6	-3.2	-1.6	4.4
10	31463	32083	30876	-40.4	-32.9	-47.1		15	3.1	-0.8	-3	3.1
7	34272	34347	34198	-35.9	-33.1	-38.7						

FREEZING LEVEL

P	Height	H_max	H_min
533	5332	6780	3670

FIRST TROPOPAUSE

P	Height	Temp

SECOND TROPOPAUSE

P	Height	Temp
103	16638	-77.7

Ahmedabad

42647

Station Height

56

1981-2010

August

PRESSURE	HEIGHT	Hmax	Hmin	TEMP	TMAX	TMIN	DEWPT	DIR	VELO	U	V	VM
SURFACE	996.4	1003	945	26	29.4	23	24	249	2.5	2.3	0.9	2.8
1000	30	80	-56	25.6	27.6	22.5	23.6	235	2.1	1.7	1.2	2.5
950	473	529	400	23.8	30.4	18.2	22	254	5.3	5.1	1.5	6.4
925	708	761	633	22.6	28.4	16.1	20.7	249	5.6	5.2	2	7
900	946	998	870	21.5	29.8	14.7	19.3	257	5.9	5.8	1.3	7.2
850	1439	1496	1361	19	27.2	11.1	16.9	250	4.6	4.3	1.6	5.8
800	1959	2070	1874	16.7	23.8	9	13.9	241	3.1	2.7	1.5	4.4
750	2506	2618	2412	14.8	23	6.7	9.4	243	1.6	1.4	0.7	3.7
700	3089	3175	2987	12.4	20.2	5.2	4.9	309	0.6	0.5	-0.4	3.3
650	3706	3796	3598	9	16.4	2.8	0.9	6	0.9	-0.1	-0.9	3.2
600	4366	4471	4170	5.3	12.8	-5.2	-2.6	17	1.4	-0.4	-1.3	3.1
550	5071	5197	4876	1.4	8.8	-10.8	-6.2	27	1.6	-0.7	-1.4	3.1
500	5833	5982	5638	-2.7	5.6	-11.7	-10.2	43	1.6	-1.1	-1.2	3.2
450	6660	6835	6471	-7	5.6	-14.1	-14.9	47	1.8	-1.3	-1.2	3.1
400	7572	7771	7356	-12.4	-5.1	-21.3	-20.7	59	2.1	-1.8	-1.1	3.4
350	8579	8742	8361	-18.9	-9.7	-28.6	-27.1	68	2.7	-2.5	-1	3.8
300	9712	9918	9455	-26.9	-17.3	-37.9	-35.5	71	3.4	-3.2	-1.1	4.4
250	11000	11258	10682	-37.2	-27.1	-49.3	-45.8	77	4.3	-4.2	-1	5.7
200	12502	12828	12095	-49.8	-38.9	-63.3	-59	77	5.5	-5.4	-1.2	7.3
175	13364	13719	12894	-57.1	-46.7	-73.1	-63.6	79	6.4	-6.3	-1.2	8.4
150	14321	14722	13803	-65.3	-55.1	-77.4	-75.2	78	7.7	-7.5	-1.6	9.9
125	15410	15867	14998	-72.8	-60.5	-87.9		76	8.6	-8.3	-2.1	10.7
100	16703	17219	16252	-75.4	-60.6	-86.3		80	9.5	-9.4	-1.6	11.1
80	18006	18551	17237	-71.8	-54.3	-84.9		74	8.1	-7.8	-2.2	9.1
70	18801	19356	18050	-67.8	-52.7	-85.5		73	8.4	-8	-2.4	9.4
60	18803	20232	19002	-63.2	-48.7	-80.1		76	7.6	-7.4	-1.8	8.7
50	20874	21505	20159	-58.8	-44.7	-74.7		80	7.3	-7.2	-1.3	8.3
40	22279	22771	21593	-54.8	-39.8	-68.9		79	7	-6.9	-1.4	8.1
30	24127	24690	23431	-51	-35.1	-63.3		88	7.5	-7.5	-0.2	7.5
25	25294	25977	24762	-49.3	-29.9	-60.7		90	8.1	-8.1	0	8.2
20	26733	27372	26154	-47.3	-39.1	-58.9		95	6.9	-6.9	0.6	7
15	28603	29360	27976	-45.5	-34.3	-54.5		92	6.8	-6.8	0.2	6.8
10	31195	31776	30606	-45.1	-35.5	-50.1		86	17.9	-17.9	-1.2	18
7	33652	34230	32941	-41	-33.1	-49.5		83	14.4	-14.3	-1.8	14.4

FREEZING LEVEL

P	Height	H_max	H_min
533	5346	6810	3987

FIRST TROPOPAUSE

P	Height	Temp

SECOND TROPOPAUSE

P	Height	Temp
106	16423	-77.3

Ahmedabad

42647

Station height 56

1981-2010

September

PRESSURE	HEIGHT	Hmax	Hmin	TEMP	TMAX	TMIN	DEWPT	DIR	VELO	U	V	VM
SURFACE	999.9	1006	989	25.7	31	20.6	23.2	270	1.9	1.9	0	2.5
1000	65	106	-1	25.6	32.8	20.8	22.8	274	1.6	1.6	-0.1	2.4
950	504	558	410	24.7	34.2	17.8	20.3	278	3.4	3.4	-0.5	5.7
925	738	793	656	23.7	30.7	16.8	18.9	272	3	3	-0.1	5.8
900	978	1032	888	22.5	31.8	14.1	17.4	274	2.7	2.7	-0.2	5.1
850	1473	1533	1389	19.7	29	10.3	14.3	262	1.5	1.5	0.2	4.5
800	1992	2059	1897	16.9	27	9.5	10.2	239	0.6	0.5	0.3	4.1
750	2539	2650	2431	13.9	21	5.8	5.4	72	0.3	-0.3	-0.1	4
700	3118	3196	2998	10.5	18	1	0.8	63	0.9	-0.8	-0.4	4.1
650	3730	3820	3605	6.8	14.6	-2.3	-3	45	0.8	-0.6	-0.6	3.7
600	4384	4486	4255	3.3	13.2	-5.3	-6.2	34	0.7	-0.4	-0.6	3.3
550	5084	5208	4953	-0.1	9	-8.7	-10.5	11	0.5	-0.1	-0.5	3.2
500	5842	5986	5705	-3.7	4	-12.3	-15.1	342	0.3	0.1	-0.3	3.2
450	6666	6831	6505	-8.3	0	-17.5	-18.9	333	0.2	0.1	-0.2	3.4
400	7572	7771	7390	-13.9	-5.9	-22.1	-24.3	270	0.1	0.1	0	3.4
350	8572	8799	8378	-20.7	-12.9	-30.9	-31.1	243	0.2	0.2	0.1	3.4
300	9697	9954	9504	-28.9	-20.9	-40.4	-38.4	217	0.5	0.3	0.4	3.5
250	10973	11258	10733	-39.1	-29.5	-52.8	-48.7	196	0.7	0.2	0.7	4
200	12463	12829	12128	-51.4	-39.7	-65.5	-61.2	156	1.2	-0.5	1.1	4.7
175	13318	13707	12925	-58.3	-44.6	-72.3	-65.1	142	1.6	-1	1.3	5.1
150	14271	14684	13810	-66	-55.5	-80.3	-78.5	117	2	-1.8	0.9	5.4
125	15361	15794	14895	-73.2	-60.9	-87.5		98	3	-3	0.4	5.7
100	16651	17187	16145	-76.1	-61.2	-86.5		86	4.2	-4.2	-0.3	5.8
80	17952	18513	17399	-71.4	-53.7	-84.5		83	4.7	-4.7	-0.6	5.7
70	18749	19326	17787	-67.2	-50.3	-81.1		74	4.6	-4.4	-1.3	5.5
60	19102	20294	19000	-62.9	-45	-75.5		73	4.8	-4.6	-1.4	5.6
50	20816	21468	19894	-58.7	-41.8	-71.5		75	5	-4.8	-1.3	5.8
40	22211	22832	21322	-54.9	-38.4	-63.9		76	4.5	-4.4	-1.1	5.6
30	24041	24795	23202	-50.8	-36.2	-59.9		78	4.7	-4.6	-1	5.5
25	25209	25991	24630	-49.6	-35.7	-62.1		86	4.8	-4.8	-0.3	5.3
20	26617	27270	26002	-48.2	-33.9	-62.3		88	4.7	-4.7	-0.2	5.2
15	28516	29220	28037	-46.1	-35.7	-53.1		95	3.4	-3.4	0.3	3.5
10	31258	32010	30825	-43.6	-34.9	-50.1		93	3.8	-3.8	0.2	3.8
7	33666	34492	33268	-39.9	-33.7	-43.1		95	4.6	-4.6	0.4	4.6

FREEZING LEVEL

P	Height	H_max	H_min
555	5038	6830	3260

FIRST TROPOPAUSE

P	Height	Temp

SECOND TROPOPAUSE

P	Height	Temp
108	16286	-78.1

Ahmedabad

42647

Station height

56

1981-2010

October

PRESSURE	HEIGHT	Hmax	Hmin	TEMP	TMAX	TMIN	DEWPT	DIR	VELO	U	V	VM
SURFACE	1003.5	1009	992	22.8	28.6	14.8	18.2	6	0.9	-0.1	-0.9	2.1
1000	88	132	13	23.3	30.5	14.3	17.3	18	0.9	-0.3	-0.9	2.4
950	534	604	448	25.9	34.8	13.6	11.4	18	1.6	-0.5	-1.5	4.9
925	770	839	698	24.9	32.8	13.2	10.7	45	1.6	-1.1	-1.1	4.9
900	1009	1079	936	23.4	33.8	13	7.9	29	1.3	-0.6	-1.1	4.2
850	1504	1574	1408	19.8	30.8	10	5.2	48	1.3	-1	-0.9	4.1
800	2022	2091	1908	15.7	26	5.9	2.5	55	1.2	-1	-0.7	4.2
750	2565	2637	2440	11.6	22	3.7	-0.6	48	1.2	-0.9	-0.8	4.5
700	3137	3223	3031	7.9	18.4	0	-4.4	24	1	-0.4	-0.9	4.6
650	3744	3879	3630	5	17	-4.5	-8.8	349	1	0.2	-1	4.2
600	4393	4518	4238	2	15.4	-10.3	-12.9	326	1.4	0.8	-1.2	4.5
550	5089	5233	4931	-1.6	10.6	-13.3	-16.2	315	2.1	1.5	-1.5	4.8
500	5842	6018	5682	-6	5.6	-16.9	-20.6	299	2.9	2.5	-1.4	5.5
450	6658	6865	6490	-11.2	-1.3	-21.1	-23.9	288	4	3.8	-1.2	6.5
400	7552	7785	7334	-17	-5.7	-27.9	-29.9	279	5.3	5.2	-0.8	7.5
350	8539	8796	8307	-23.9	-11.9	-35.5	-35.5	269	6.5	6.5	0.1	8.5
300	9646	9922	9401	-32.1	-20.1	-42.5	-43.5	264	7.8	7.8	0.8	9.6
250	10908	11243	10625	-41.7	-29	-51.7	-54.6	257	9.2	9	2.1	10.6
200	12385	12798	12049	-53.2	-41.5	-66.1	-66.3	250	9.8	9.2	3.3	11.2
175	13233	13690	12864	-59.8	-48.3	-71.5	-58.3	247	9.5	8.7	3.7	10.8
150	14177	14685	13774	-66.7	-54.9	-85.9		245	8.1	7.3	3.4	9.4
125	15260	15820	14822	-73.3	-61.9	-88.7		246	6	5.5	2.4	7.5
100	16553	17149	16085	-75.3	-59.6	-86.9		248	2.4	2.2	0.9	4.6
80	17863	18446	17358	-70.9	-54.1	-86.1		135	0.4	-0.3	0.3	3.3
70	18661	19229	18130	-67.1	-49.9	-84.1		73	1.4	-1.3	-0.4	3
60	19244	20224	19046	-63	-45.8	-81.7		79	2	-2	-0.4	3.1
50	20729	21436	20155	-58.8	-37.6	-78.5		75	2.8	-2.7	-0.7	3.6
40	22129	22781	21547	-55.4	-37.6	-70.7		81	3.7	-3.7	-0.6	4.4
30	23974	24744	23475	-51.9	-34.5	-66.3		84	4.1	-4.1	-0.4	4.9
25	25140	25993	24624	-50	-36.9	-66.1		85	4.4	-4.4	-0.4	5.1
20	26591	27216	26051	-48.4	-36.8	-65.5		93	4.1	-4.1	0.2	4.7
15	28396	29158	27883	-47.7	-36.4	-63.1		88	2.6	-2.6	-0.1	3.8
10	31106	31948	30543	-44.4	-31.2	-61.1		82	2.7	-2.7	-0.4	2.8
7	33586	33927	33332	-42.3	-38.5	-48.1		100	2.8	-2.8	0.5	2.8

FREEZING LEVEL

P	Height	H_max	H_min
577	4736	6610	3080

FIRST TROPOPAUSE

P	Height	Temp

SECOND TROPOPAUSE

P	Height	Temp
109	16140	-77.4

Ahmedabad

42647

Station height

56

1981-2010

November

PRESSURE	HEIGHT	Hmax	Hmin	TEMP	TMAX	TMIN	DEWPT	DIR	VELO	U	V	VM
SURFACE	1006.6	1013	992	18.1	26.4	10.2	12.4	49	2.1	-1.6	-1.4	2.7
1000	111	162	55	19.4	28.8	12.2	11.7	53	2.5	-2	-1.5	3.1
950	555	642	436	23.3	33	14	6.1	59	3.7	-3.2	-1.9	5.3
925	786	846	731	22	31.4	11.8	6	55	2.8	-2.3	-1.6	4.8
900	1025	1084	941	20.5	30.2	11.2	4.1	62	2.1	-1.9	-1	4.2
850	1515	1579	1434	16.9	28.8	9.4	1.8	66	1	-0.9	-0.4	3.8
800	2028	2100	1950	13.4	23.4	4	-0.8	27	0.2	-0.1	-0.2	3.9
750	2566	2651	2484	10.4	20.2	-3.2	-4.1	283	0.9	0.9	-0.2	4.4
700	3137	3239	3052	7.8	16.6	-9	-8.4	290	1.5	1.4	-0.5	5
650	3744	3862	3600	4.8	16	-14	-11.7	297	2	1.8	-0.9	4.9
600	4391	4528	4222	1.2	10.8	-19.5	-14.9	291	2.8	2.6	-1	5.5
550	5085	5245	4861	-2.9	6.6	-23.4	-18.9	284	3.8	3.7	-0.9	6.4
500	5833	6022	5555	-7.8	2.4	-28.5	-22.6	278	4.8	4.7	-0.7	7.3
450	6643	6864	6492	-13.3	-2.9	-34.4	-28	276	6.4	6.4	-0.7	9
400	7528	7787	7111	-19.6	-9.1	-40.6	-33.3	272	7.8	7.8	-0.3	10.4
350	8505	8796	8002	-26.7	-15.9	-49.3	-38.5	269	9.8	9.8	0.1	12.6
300	9600	9932	9255	-34.7	-24.7	-62.9	-45.6	265	11.3	11.3	1	14.1
250	10850	11206	10216	-43.9	-33.9	-56.7	-54.6	259	12.9	12.7	2.4	15.4
200	12313	12702	11609	-54.6	-44.3	-72.3	-66.3	255	13.5	13	3.6	15.7
175	13155	13565	12686	-60.5	-50.1	-78.1	-63.3	253	13.4	12.8	4	15.4
150	14103	14536	13594	-66.4	-53.3	-82.8		252	11.6	11.1	3.5	13.3
125	15192	15641	14858	-72.1	-57.3	-88		256	9.6	9.3	2.4	11
100	16494	16975	16108	-75.7	-53.9	-84.1		264	5	5	0.5	6.5
80	17788	18334	17400	-73.5	-46	-84.9		276	2	2	-0.2	4.3
70	18573	19143	18184	-70.1	-43.7	-80.9		292	1.1	1	-0.4	3.3
60	19466	20082	19090	-65.9	-40.4	-75.7		338	0.5	0.2	-0.5	2.7
50	20619	21197	20182	-61.2	-35.9	-73.3		360	0.4	0	-0.4	2.7
40	22015	22592	21540	-57.3	-39.6	-66.7		18	0.3	-0.1	-0.3	2.3
30	23837	24411	23295	-53.3	-39.2	-63.5		11	0.5	-0.1	-0.5	2.4
25	25009	25598	24556	-51.5	-39.1	-61.3		56	0.7	-0.6	-0.4	2.2
20	26471	27099	25971	-49	-35	-59.3		83	0.8	-0.8	-0.1	2.3
15	28351	29059	27833	-46.4	-31.7	-56.5		54	1.4	-1.1	-0.8	2.1
10	31175	31855	30520	-41.3	-33.7	-50.3		111	0.9	-0.8	0.3	1.6
7	33444	34115	32887	-42.4	-38.7	-46.5						

FREEZING LEVEL

P	Height	H_max	H_min
587	4583	6200	2780

FIRST TROPOPAUSE

P	Height	Temp

SECOND TROPOPAUSE

P	Height	Temp
104	16353	-77.3

Ahmedabad

42647

Station height

56

1981-2010

December

PRESSURE	HEIGHT	Hmax	Hmin	TEMP	TMAX	TMIN	DEWPT	DIR	VELO	U	V	VM
SURFACE	1008.6	1014	1003	14.9	22.2	5.2	9.4	54	2.4	-1.9	-1.4	3
1000	126	172	56	16.5	26.1	5.4	8.9	55	2.9	-2.4	-1.7	3.7
950	565	615	431	20.2	29.4	6.2	4.8	66	3.6	-3.3	-1.5	5.6
925	795	844	730	19.1	27	10.6	4.4	63	2.2	-2	-1	4.7
900	1031	1082	965	17.7	25.4	4.8	2.4	73	1.4	-1.3	-0.4	4.3
850	1516	1576	1410	14.8	22.8	3.2	-0.8	252	0.3	0.3	0.1	4
800	2026	2093	1924	12.4	22.4	0	-4.3	262	1.5	1.5	0.2	4.6
750	2563	2636	2448	9.8	21.8	-0.9	-7.9	268	2.6	2.6	0.1	5.5
700	3132	3271	3002	7	20.3	-3.1	-11	272	3.8	3.8	-0.1	6.5
650	3736	3848	3588	3.7	13.8	-5.1	-13.6	273	4.5	4.5	-0.2	6.9
600	4380	4512	4214	-0.1	9.4	-9.7	-17.3	270	5.6	5.6	0	7.6
550	5070	5219	4885	-4.4	5	-14.5	-21.1	267	6.8	6.8	0.3	8.8
500	5814	5982	5612	-9.4	0.2	-18.7	-25.6	265	7.8	7.8	0.7	10
450	6618	6810	6396	-14.9	-6.1	-25.9	-29.5	264	9.6	9.5	1	11.8
400	7499	7723	7245	-21.2	-11.1	-31.3	-34.5	262	10.8	10.7	1.5	13.3
350	8470	8727	8191	-28.1	-16.9	-39.5	-39.7	260	13.1	12.9	2.2	15.7
300	9558	9914	9251	-36.1	-23.3	-49.5	-45.8	260	14.5	14.3	2.5	17.2
250	10798	11243	10454	-45.3	-31.3	-59.1	-54.9	258	16.8	16.4	3.5	19.5
200	12249	12751	11863	-55.8	-43.3	-69.1	-63.7	256	16.7	16.2	4.1	19
175	13085	13615	12675	-60.9	-50.3	-71.9		255	16.1	15.6	4.1	18.2
150	14034	14578	13595	-65.8	-52.5	-77.8		255	13.1	12.7	3.4	14.9
125	15124	15631	14646	-70.4	-59.9	-83.9		260	11.5	11.3	1.9	12.9
100	16428	16983	15900	-74.2	-62.3	-85.9		263	7.5	7.4	0.9	8.4
80	17724	18309	17167	-73.1	-58	-87.5		273	3.8	3.8	-0.2	4.8
70	18514	19092	17931	-70.2	-54.5	-84.3		283	2.7	2.6	-0.6	3.9
60	19369	20022	18843	-66.1	-51	-79.3		278	1.4	1.4	-0.2	2.9
50	20549	21144	19937	-62.2	-42.2	-76.3		294	1	0.9	-0.4	2.3
40	21930	22555	21296	-58.5	-38.2	-72.5		320	0.8	0.5	-0.6	2
30	23737	24399	23079	-54.6	-39.1	-65.1		27	0.2	-0.1	-0.2	2
25	24912	25605	24335	-52.5	-38.6	-63.1		270	0.1	0.1	0	1.6
20	26324	26886	25730	-50	-38.3	-61.3		270	0.4	0.4	0	0.7
15	28210	28593	27808	-47.4	-42.1	-59.1		90	0.4	-0.4	0	0.4
10	30981	31348	30506	-43.1	-38.9	-56.1		90	0.7	-0.7	0	0.7
7	33638	33792	33485	-37.3	-36.5	-38.1						

FREEZING LEVEL

P	Height	H_max	H_min
604	4343	5930	2640

FIRST TROPOPAUSE

P	Height	Temp

SECOND TROPOPAUSE

P	Height	Temp
102	16387	-75.8