



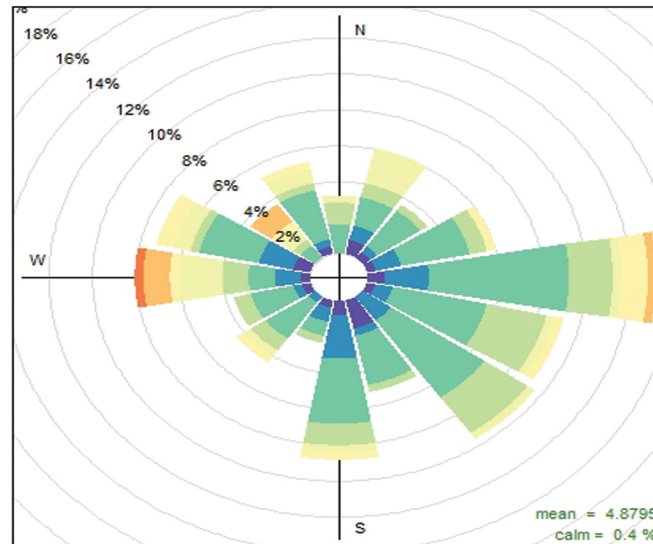
भारत सरकार / GOVERNMENT OF INDIA

पृथ्वी विज्ञान मंत्रालय/ MINISTRY OF EARTH SCIENCES

भारत मौसम विज्ञान भवन / INDIA METEOROLOGICAL DEPARTMENT

रेडियो सौन्डे और रेडियो विंड के मासिक सामान्य मूल्य (१९८१ - २०१०)
तथा मासिक उपरिवायु के पवन दिग्दर्शक आरेख (२००० - २०१५)

MONTHLY NORMALS OF RADIOSONDE AND RADIOWIND (1981-2010) AND
MONTHLY UPPER AIR WINDROSE DIAGRAMS (2000-2015)



सिलीगुड़ी
SILIGURI

सितम्बर २०२०
SEPTEMBER 2020



भारत सरकार / GOVERNMENT OF INDIA
पृथ्वी विज्ञान मंत्रालय / MINISTRY OF EARTH SCIENCES
भारत मौसम विज्ञान भवन / INDIA METEOROLOGICAL DEPARTMENT

रेडियो सौन्डे और रेडियो विंड के मासिक सामान्य मूल्य (१९८१ - २०१०)
तथा मासिक उपरिवायु के पवन दिग्दर्शक आरेख (२००० - २०१५)

MONTHLY NORMALS OF RADIOSONDE AND RADIOWIND (1981-2010) AND
MONTHLY UPPER AIR WINDROSE DIAGRAMS (2000-2015)

सिलीगुड़ी
SILIGURI

जलवायु आंकड़ा प्रबंधन समूह / CLIMATE DATA MANAGEMENT AND SERVICES GROUP
जलवायु अनुसंधान एवं सेवाएँ कार्यालय पुणे / OFFICE OF HEAD CLIMATE RESEARCH & SERVICES PUNE

सितम्बर २०२०
SEPTEMBER 2020

PREFACE

India Meteorological Department (IMD), Ministry of Earth Sciences, brings out publications on varied meteorological topics. Normals of Radiosonde and Radiowind data has been published by the Climate Data Management and Services Group (CDMS), Office of Climate Research and Services (C R & S), IMD Pune since 1979. Four such publications have been published till date. The present publication 'Monthly Normals of Radiosonde and Radiowind (1981-2010) and Monthly Upper Air Windrose Diagrams (2000-2015)' is prepared using 0000 UTC (0530 IST) observation data from 35 Radiosonde and Radiowind (RS/RW) Upper Air stations for the period 1981-2010 and wind profile data of 34 RS/RW stations for the period 2000-2015 at eight different levels (1000, 925, 850, 700, 500, 300, 200, 100 hPa). The wind rose diagrams are prepared using R software after processing the RS/RW data by applying various quality checks. The present publication provides the climatology of different meteorological parameters at various levels over the station **Siliguri** (Latitude 26°40'N, Longitude 88°22'E).

The first part of this publication contains wind roses which provide comprehensive wind frequency information from each direction with various ranges of wind speed. Wind rose is a graphical tool prepared in order to summarise the information about wind speed and wind direction for the station. The tables adjoining to each wind rose diagrams contain information of frequency of occurrence of wind speed in percentage at different ranges of wind direction. In wind roses, the most regular structure comprises of a circle from which eight or sixteen lines come out, one for each direction. The length of each line denotes the occurrence of wind from that direction and the occurrence of calm conditions is entered in the centre. The wind rose diagrams prepared in this publication will be an essential source of information to the distribution pattern of wind direction and wind speed over the station. The information generated in this publication regarding wind roses is expected to be useful and have several applications in the fields such as environmental impact assessment, industrial emissions measurements, wind energy, agriculture engineering, ambient air monitoring, air quality measurements, air dispersion modelling, etc.

The second part of the publication contains information related to station normals which comprises of altitude of standard pressure levels (mean, highest and lowest), normal values of upper air temperatures (mean, highest, lowest and dew point), resultant wind direction, resultant wind velocity and scalar wind speed at standard pressure levels. Besides, it also contains normal values of pressure and altitude of freezing level and pressure, altitude and temperature of tropopause.

The entire work of this publication has been done by a group of officers and staff members led by Shri. Sudeep Kumar B L, Scientist- C, Shri Nahush Kulkarni, Scientist- C, CDMS Group, O/o Climate Research & Services (C R & S), IMD Pune under the guidance of Shri. A.D. Tathe, Scientist E, Group Head, CDMS Group. The valuable contributions were made by Shri. G.S. Dhekne, Met. B, Shri.R.M. Walke, Met. A, Shri. S.H. Bhagwat, Met. A, Shri. R.V. Ghoge, Met. A, Smt. Geetha Harikumar, Met. A, Smt. Hasina Nisar, Met. A, Smt. Vaishali Jadhav, Met A, Smt. S.H.Joshi, Met A and S.H. Sangale S.A. towards the preparation of this publication. It is hoped that the information from this publication will be useful to the scientific community and operational activities at their particular stations.

Pune

September 2020

Dr. D. S. Pai

Head C R & S

Table of content

SN	Items	Page number
1	Windrose diagram and table for level of 1000 hpa and 925 hpa for January	<u>1</u>
2	Windrose diagram and table for level of 850 hpa and 700 hpa for January	<u>2</u>
3	Windrose diagram and table for level of 500 hpa and 300 hpa for January	<u>3</u>
4	Windrose diagram and table for level of 200 hpa and 100 hpa for January	<u>4</u>
5	Windrose diagram and table for level of 1000 hpa and 925 hpa for February	<u>5</u>
6	Windrose diagram and table for level of 850 hpa and 700 hpa for February	<u>6</u>
7	Windrose diagram and table for level of 500 hpa and 300 hpa for February	<u>7</u>
8	Windrose diagram and table for level of 200 hpa and 100 hpa for February	<u>8</u>
9	Windrose diagram and table for level of 1000 hpa and 925 hpa for March	<u>9</u>
10	Windrose diagram and table for level of 850 hpa and 700 hpa for March	<u>10</u>
11	Windrose diagram and table for level of 500 hpa and 300 hpa for March	<u>11</u>
12	Windrose diagram and table for level of 200 hpa and 100 hpa for March	<u>12</u>
13	Windrose diagram and table for level of 1000 hpa and 925 hpa for April	<u>13</u>
14	Windrose diagram and table for level of 850 hpa and 700 hpa for April	<u>14</u>
15	Windrose diagram and table for level of 500 hpa and 300 hpa for April	<u>15</u>
16	Windrose diagram and table for level of 200 hpa and 100 hpa for April	<u>16</u>
17	Windrose diagram and table for level of 1000 hpa and 925 hpa for May	<u>17</u>
18	Windrose diagram and table for level of 850 hpa and 700 hpa for May	<u>18</u>
19	Windrose diagram and table for level of 500 hpa and 300 hpa for May	<u>19</u>
20	Windrose diagram and table for level of 200 hpa and 100 hpa for May	<u>20</u>
21	Windrose diagram and table for level of 1000 hpa and 925 hpa for June	<u>21</u>
22	Windrose diagram and table for level of 850 hpa and 700 hpa for June	<u>22</u>
23	Windrose diagram and table for level of 500 hpa and 300 hpa for June	<u>23</u>
24	Windrose diagram and table for level of 200 hpa and 100 hpa for June	<u>24</u>

SN	Items	Page number
25	Windrose diagram and table for level of 1000 hpa and 925 hpa for July	<u>25</u>
26	Windrose diagram and table for level of 850 hpa and 700 hpa for July	<u>26</u>
27	Windrose diagram and table for level of 500 hpa and 300 hpa for July	<u>27</u>
28	Windrose diagram and table for level of 200 hpa and 100 hpa for July	<u>28</u>
29	Windrose diagram and table for level of 1000 hpa and 925 hpa for August	<u>29</u>
30	Windrose diagram and table for level of 850 hpa and 700 hpa for August	<u>30</u>
31	Windrose diagram and table for level of 500 hpa and 300 hpa for August	<u>31</u>
32	Windrose diagram and table for level of 200 hpa and 100 hpa for August	<u>32</u>
33	Windrose diagram and table for level of 1000 hpa and 925 hpa for September	<u>33</u>
34	Windrose diagram and table for level of 850 hpa and 700 hpa for September	<u>34</u>
35	Windrose diagram and table for level of 500 hpa and 300 hpa for September	<u>35</u>
36	Windrose diagram and table for level of 200 hpa and 100 hpa for September	<u>36</u>
37	Windrose diagram and table for level of 1000 hpa and 925 hpa for October	<u>37</u>
38	Windrose diagram and table for level of 850 hpa and 700 hpa for October	<u>38</u>
39	Windrose diagram and table for level of 500 hpa and 300 hpa for October	<u>39</u>
40	Windrose diagram and table for level of 200 hpa and 100 hpa for October	<u>40</u>
41	Windrose diagram and table for level of 1000 hpa and 925 hpa for November	<u>41</u>
42	Windrose diagram and table for level of 850 hpa and 700 hpa for November	<u>42</u>
43	Windrose diagram and table for level of 500 hpa and 300 hpa for November	<u>43</u>
44	Windrose diagram and table for level of 200 hpa and 100 hpa for November	<u>44</u>
45	Windrose diagram and table for level of 1000 hpa and 925 hpa for December	<u>45</u>
46	Windrose diagram and table for level of 850 hpa and 700 hpa for December	<u>46</u>
47	Windrose diagram and table for level of 500 hpa and 300 hpa for December	<u>47</u>
48	Windrose diagram and table for level of 200 hpa and 100 hpa for December	<u>48</u>

SN	Items	Page number
49	Monthly normals for the month January	<u>49</u>
50	Monthly normals for the month February	<u>50</u>
51	Monthly normals for the month March	<u>51</u>
52	Monthly normals for the month April	<u>52</u>
53	Monthly normals for the month May	<u>53</u>
54	Monthly normals for the month June	<u>54</u>
55	Monthly normals for the month July	<u>55</u>
56	Monthly normals for the month August	<u>56</u>
57	Monthly normals for the month September	<u>57</u>
58	Monthly normals for the month October	<u>58</u>
59	Monthly normals for the month November	<u>59</u>
60	Monthly normals for the month December	<u>60</u>

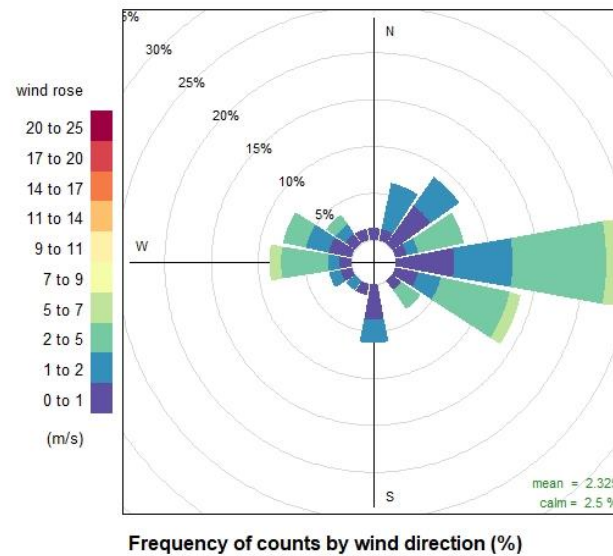
Description of various terms used in the table (Normals of Radiosonde data)

SN.	Terms	Description
1	PRESSURE	Standard Pressure levels in hPa (1000 to 7 hPa)
2	HEIGHT	Mean altitude of isobaric levels in gpm.
3	Hmax	Highest altitude of monthly mean values in gpm.
4	Hmin	Lowest altitude of monthly mean values in gpm.
5	TEMP	Mean dry bulb air temperature in °C.
6	TMAX	Highest value of temperature in °C observed at particular isobaric level
7	TMIN	Lowest value of temperature in °C observed at particular isobaric level
8	DEWPT	Mean dew point temperature in °C.
9	DIR	Mean resultant wind direction in degrees .
10	VELO	Mean resultant wind velocity in mps (vector mean).
11	U	The resolved part of wind velocity in East direction (East component)
12	V	The resolved part of wind velocity in North direction (North component)
13	VM	Mean wind speed irrespective of direction in mps (scalar mean).
14	P	Mean pressure of freezing and tropopause levels in hPa .
15	Height	Altitude of freezing and tropopause levels in gpm .
16	H_max	Highest altitude of freezing level of monthly mean values in gpm.
17	H_min	Lowest altitude of freezing level of monthly mean values in gpm .
18	SURFACE	Station level atmospheric pressure in hPa.
19	FIRST TROPOPAUSE	Tropopause observed at altitude less than 14 Km .
20	SECOND TROPOPAUSE	Tropopause observed at altitude more than 14 Km .

Description of terms used in the table (Wind rose table)

1	Speed	Range of wind velocity in mps
2	Direction	Range of wind direction in degrees

Interpretation of wind rose diagrams:



A wind rose diagrams at different upper air levels give a very concise but information-laden view of how wind speed and direction are typically distributed at a particular location and month.

- The diagrams normally comprise of 8, 16 or 32 radiating spokes, which represent wind directions in terms of the cardinal wind directions (North East South West) and their intermediate directions.
- Presented in a circular format, the wind rose shows the frequency of winds blowing FROM particular directions.
- The length of each "spoke" around the circle is related to the frequency of time that the wind blows from a particular direction and each of the spokes are color-coded along their length to indicate the speed of the wind.
- Each concentric circle represents a different frequency, emanating from zero at the centre to increasing frequencies at the outer circles.

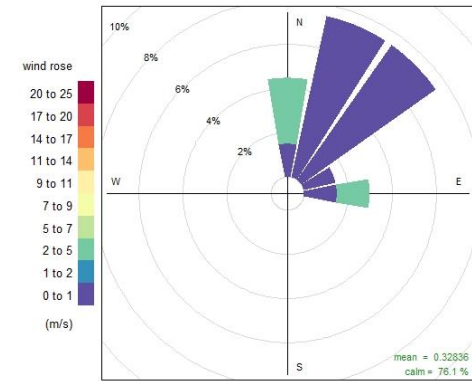
The circular format of the wind rose shows the direction the winds blew from and the length of each "spoke" around the circle shows how often the wind blew from that direction.

Siliguri

January

1000 hPa level

Speed Direction	calm	0-1	1-2	2-5	5-7	7-9	9-11	11-14	14-17	17-20	20-25	25 +
349-11	76	1.5	0	3	0	0	0	0	0	0	0	0
12-33		7.5	0	0	0	0	0	0	0	0	0	0
34-56		7.5	0	0	0	0	0	0	0	0	0	0
57-78		1.5	0	0	0	0	0	0	0	0	0	0
79-101		1.5	0	1.5	0	0	0	0	0	0	0	0
102-123		0	0	0	0	0	0	0	0	0	0	0
124-146		0	0	0	0	0	0	0	0	0	0	0
147-168		0	0	0	0	0	0	0	0	0	0	0
168-191		0	0	0	0	0	0	0	0	0	0	0
192-213		0	0	0	0	0	0	0	0	0	0	0
214-236		0	0	0	0	0	0	0	0	0	0	0
237-258		0	0	0	0	0	0	0	0	0	0	0
259-281		0	0	0	0	0	0	0	0	0	0	0
282-303		0	0	0	0	0	0	0	0	0	0	0
304-326		0	0	0	0	0	0	0	0	0	0	0
327-348		0	0	0	0	0	0	0	0	0	0	0



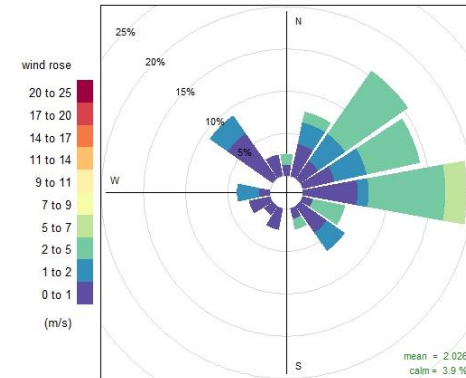
Frequency of counts by wind direction (%)

Siliguri

January

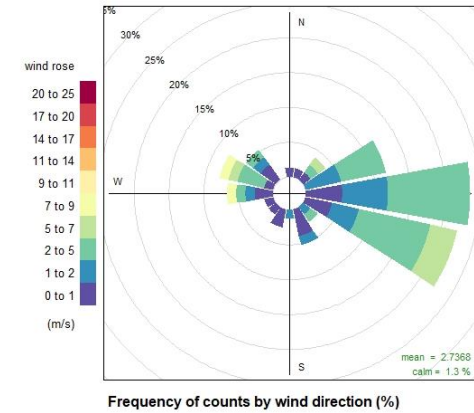
925 hPa level

Speed Direction	calm	0-1	1-2	2-5	5-7	7-9	9-11	11-14	14-17	17-20	20-25	25 +
349-11	4	1.3	0	1.3	0	0	0	0	0	0	0	0
12-33		3.9	2.6	1.3	0	0	0	0	0	0	0	0
34-56		2.6	3.9	9.1	0	0	0	0	0	0	0	0
57-78		3.9	3.9	6.5	0	0	0	0	0	0	0	0
79-101		6.5	1.3	9.1	2.6	0	0	0	0	0	0	0
102-123		1.3	0	3.9	0	0	0	0	0	0	0	0
124-146		3.9	2.6	0	0	0	0	0	0	0	0	0
147-168		1.3	0	1.3	0	0	0	0	0	0	0	0
168-191		0	0	0	0	0	0	0	0	0	0	0
192-213		2.6	0	0	0	0	0	0	0	0	0	0
214-236		1.3	0	0	0	0	0	0	0	0	0	0
237-258		2.6	0	0	0	0	0	0	0	0	0	0
259-281		1.3	2.6	0	0	0	0	0	0	0	0	0
282-303		0	0	0	0	0	0	0	0	0	0	0
304-326		6.5	2.6	0	0	0	0	0	0	0	0	0
327-348		2.6	0	0	0	0	0	0	0	0	0	0

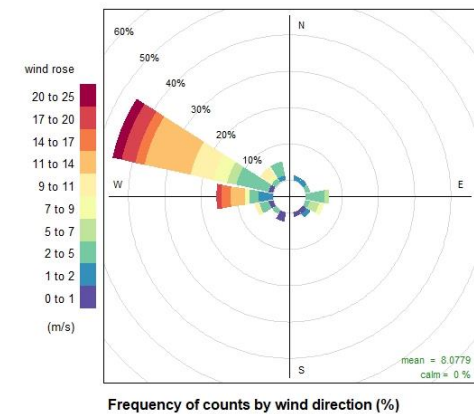


Frequency of counts by wind direction (%)

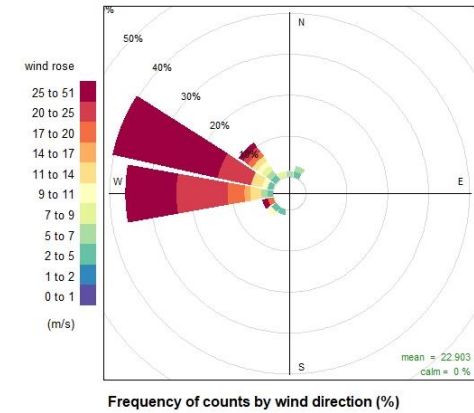
Speed Direction	calm	0-1	1-2	2-5	5-7	7-9	9-11	11-14	14-17	17-20	20-25	25 +
349-11		1.3	0	0	0	0	0	0	0	0	0	0
12-33		1.3	0	0	0	0	0	0	0	0	0	0
34-56		1.3	0	1.3	1.3	0	0	0	0	0	0	0
57-78		0	5.3	6.6	0	0	0	0	0	0	0	0
79-101		5.3	6.6	11.8	0	0	0	0	0	0	0	0
102-123		3.9	3.9	10.5	3.9	0	0	0	0	0	0	0
124-146		0	1.3	1.3	0	0	0	0	0	0	0	0
147-168	1	3.9	1.3	0	0	0	0	0	0	0	0	0
168-191		0	1.3	0	0	0	0	0	0	0	0	0
192-213		2.6	0	0	0	0	0	0	0	0	0	0
214-236		1.3	0	0	0	0	0	0	0	0	0	0
237-258		1.3	0	0	0	0	0	0	0	0	0	0
259-281		2.6	1.3	1.3	0	1.3	0	0	0	0	0	0
282-303		1.3	0	3.9	1.3	1.3	0	0	0	0	0	0
304-326		2.6	1.3	1.3	0	0	0	0	0	0	0	0
327-348		0	0	0	0	0	0	0	0	0	0	0



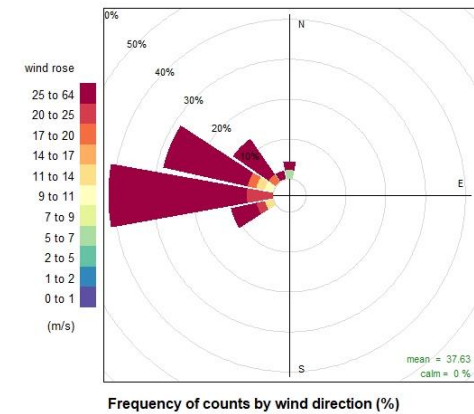
Speed Direction	calm	0-1	1-2	2-5	5-7	7-9	9-11	11-14	14-17	17-20	20-25	25 +
349-11		0	0	0	0	0	0	0	0	0	0	0
12-33		0	1.3	0	0	0	0	0	0	0	0	0
34-56		0	1.3	0	0	0	0	0	0	0	0	0
57-78		0	0	1.3	0	0	0	0	0	0	0	0
79-101		0	0	5.2	1.3	0	0	0	0	0	0	0
102-123		0	0	1.3	2.6	1.3	0	0	0	0	0	0
124-146		1.3	1.3	0	0	0	0	0	0	0	0	0
147-168	0	1.3	0	0	0	0	0	0	0	0	0	0
168-191		0	0	0	0	0	0	0	0	0	0	0
192-213		2.6	0	0	0	0	0	0	0	0	0	0
214-236		0	0	1.3	0	0	0	0	0	0	0	0
237-258		1.3	0	2.6	0	0	1.3	0	0	0	0	0
259-281		0	3.9	2.6	0	1.3	0	3.9	2.6	1.3	0	0
282-303		1.3	0	9.1	2.6	3.9	6.5	13	2.6	3.9	2.6	0
304-326		0	0	1.3	0	1.3	2.6	0	0	0	0	0
327-348		0	1.3	3.9	0	0	0	0	0	0	0	0



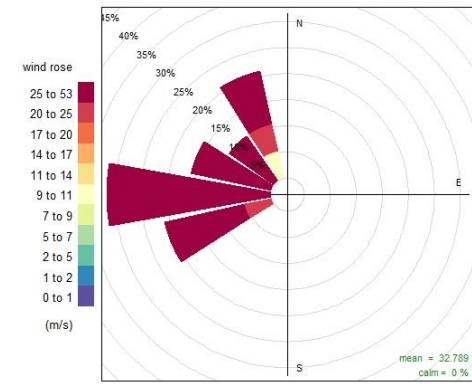
Speed Direction	calm	0-1	1-2	2-5	5-7	7-9	9-11	11-14	14-17	17-20	20-25	25 +	
349-11	0	0	0	0	1.4	0	0	0	0	0	0	0	
12-33		0	0	1.4	1.4	0	0	0	0	0	0	0	0
34-56		0	0	0	0	0	0	0	0	0	0	0	0
57-78		0	0	0	0	0	0	0	0	0	0	0	0
79-101		0	0	0	0	0	0	0	0	0	0	0	0
102-123		0	0	0	0	0	0	0	0	0	0	0	0
124-146		0	0	0	0	0	0	0	0	0	0	0	0
147-168		0	0	0	0	0	0	0	0	0	0	0	0
168-191		0	0	0	0	0	0	0	0	0	0	0	0
192-213		0	0	1.4	0	0	0	0	0	0	0	0	0
214-236		0	0	1.4	0	0	1.4	0	0	0	0	0	0
237-258		0	0	0	0	0	0	0	0	1.4	0	1.4	0
259-281		0	0	1.4	1.4	0	0	2.8	1.4	4.2	12.5	12.5	0
282-303		0	0	1.4	0	0	1.4	2.8	0	0	8.3	26.4	0
304-326		0	0	1.4	1.4	1.4	1.4	1.4	0	1.4	1.4	1.4	0
327-348		0	0	0	0	1.4	0	0	0	0	0	0	0



Speed Direction	calm	0-1	1-2	2-5	5-7	7-9	9-11	11-14	14-17	17-20	20-25	25 +	
349-11	0	0	0	0	2.2	0	0	0	0	0	0	2.2	
12-33		0	0	0	0	0	0	0	0	0	0	0	0
34-56		0	0	0	0	0	0	0	0	0	0	0	0
57-78		0	0	0	0	0	0	0	0	0	0	0	0
79-101		0	0	0	0	0	0	0	0	0	0	0	0
102-123		0	0	0	0	0	0	0	0	0	0	0	0
124-146		0	0	0	0	0	0	0	0	0	0	0	0
147-168		0	0	0	0	0	0	0	0	0	0	0	0
168-191		0	0	0	0	0	0	0	0	0	0	0	0
192-213		0	0	0	0	0	0	0	0	0	0	0	0
214-236		0	0	0	0	0	0	0	0	0	0	0	0
237-258		0	0	0	0	0	0	0	2.2	0	0	2.2	6.5
259-281		0	0	0	0	0	0	0	0	0	0	6.5	34.8
282-303		0	0	0	0	0	0	2.2	2.2	0	2.2	0	21.7
304-326		0	0	0	0	0	0	0	0	0	2.2	0	10.9
327-348		0	0	0	0	0	0	0	0	0	0	0	2.2

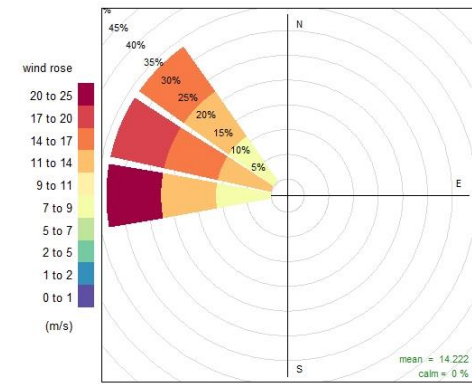


Speed Direction	calm	0-1	1-2	2-5	5-7	7-9	9-11	11-14	14-17	17-20	20-25	25 +	
349-11	0	0	0	0	0	0	0	0	0	0	0	0	
12-33		0	0	0	0	0	0	0	0	0	0	0	
34-56		0	0	0	0	0	0	0	0	0	0	0	
57-78		0	0	0	0	0	0	0	0	0	0	0	
79-101		0	0	0	0	0	0	0	0	0	0	0	
102-123		0	0	0	0	0	0	0	0	0	0	0	
124-146		0	0	0	0	0	0	0	0	0	0	0	
147-168		0	0	0	0	0	0	0	0	0	0	0	
168-191		0	0	0	0	0	0	0	0	0	0	0	
192-213		0	0	0	0	0	0	0	0	0	0	0	
214-236		0	0	0	0	0	0	0	0	0	0	0	
237-258		0	0	0	0	0	0	0	0	0	0	5.3	15.8
259-281		0	0	0	0	0	0	0	0	0	0	0	31.6
282-303		0	0	0	0	0	0	0	0	0	0	0	15.8
304-326		0	0	0	0	0	0	0	0	0	0	0	10.5
327-348		0	0	0	0	0	0	5.3	0	0	0	5.3	10.5



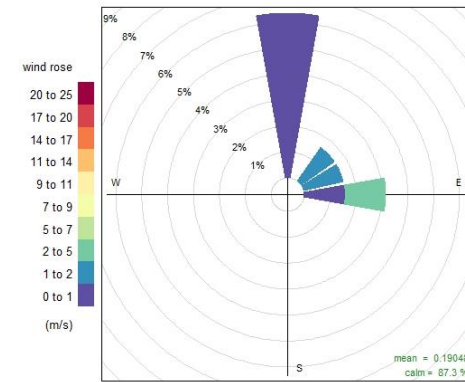
Frequency of counts by wind direction (%)

Speed Direction	calm	0-1	1-2	2-5	5-7	7-9	9-11	11-14	14-17	17-20	20-25	25 +
349-11	0	0	0	0	0	0	0	0	0	0	0	0
12-33		0	0	0	0	0	0	0	0	0	0	0
34-56		0	0	0	0	0	0	0	0	0	0	0
57-78		0	0	0	0	0	0	0	0	0	0	0
79-101		0	0	0	0	0	0	0	0	0	0	0
102-123		0	0	0	0	0	0	0	0	0	0	0
124-146		0	0	0	0	0	0	0	0	0	0	0
147-168		0	0	0	0	0	0	0	0	0	0	0
168-191		0	0	0	0	0	0	0	0	0	0	0
192-213		0	0	0	0	0	0	0	0	0	0	0
214-236		0	0	0	0	0	0	0	0	0	0	0
237-258		0	0	0	0	0	0	0	0	0	0	0
259-281		0	0	0	0	0	11.1	0	11.1	0	0	11.1
282-303	0	0	0	0	0	0	0	11.1	11.1	11.1	0	0
304-326	0	0	0	0	0	11.1	0	11.1	11.1	0	0	0
327-348	0	0	0	0	0	0	0	0	0	0	0	0



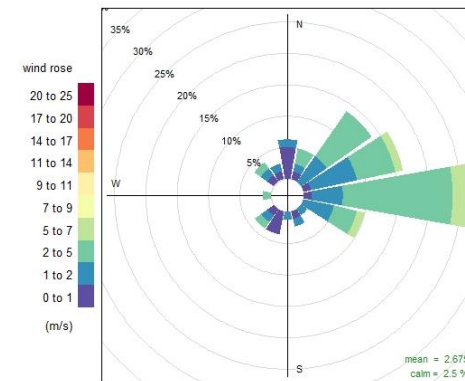
Frequency of counts by wind direction (%)

Speed Direction	calm	0-1	1-2	2-5	5-7	7-9	9-11	11-14	14-17	17-20	20-25	25 +
349-11	87	6.3	0	0	0	0	0	0	0	0	0	0
12-33		0	0	0	0	0	0	0	0	0	0	0
34-56		0	1.6	0	0	0	0	0	0	0	0	0
57-78		0	1.6	0	0	0	0	0	0	0	0	0
79-101		1.6	0	1.6	0	0	0	0	0	0	0	0
102-123		0	0	0	0	0	0	0	0	0	0	0
124-146		0	0	0	0	0	0	0	0	0	0	0
147-168		0	0	0	0	0	0	0	0	0	0	0
168-191		0	0	0	0	0	0	0	0	0	0	0
192-213		0	0	0	0	0	0	0	0	0	0	0
214-236		0	0	0	0	0	0	0	0	0	0	0
237-258		0	0	0	0	0	0	0	0	0	0	0
259-281		0	0	0	0	0	0	0	0	0	0	0
282-303		0	0	0	0	0	0	0	0	0	0	0
304-326		0	0	0	0	0	0	0	0	0	0	0
327-348		0	0	0	0	0	0	0	0	0	0	0



Frequency of counts by wind direction (%)

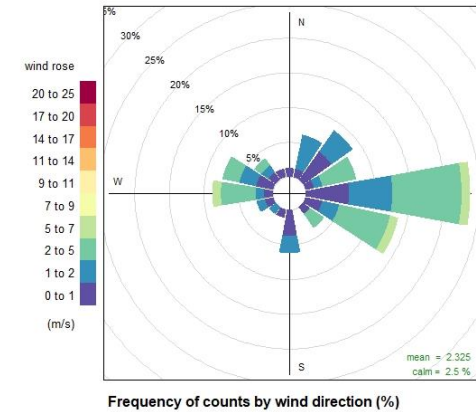
Speed Direction	calm	0-1	1-2	2-5	5-7	7-9	9-11	11-14	14-17	17-20	20-25	25 +
349-11	2	5	1.2	0	0	0	0	0	0	0	0	0
12-33		1.2	1.2	2.5	0	0	0	0	0	0	0	0
34-56		0	5	8.8	0	0	0	0	0	0	0	0
57-78		1.2	7.5	6.2	1.2	0	0	0	0	0	0	0
79-101		1.2	5	17.5	2.5	0	0	0	0	0	0	0
102-123		0	5	3.8	1.2	0	0	0	0	0	0	0
124-146		0	1.2	0	0	0	0	0	0	0	0	0
147-168		1.2	1.2	0	0	0	0	0	0	0	0	0
168-191		0	1.2	0	0	0	0	0	0	0	0	0
192-213		3.8	0	0	0	0	0	0	0	0	0	0
214-236		1.2	1.2	1.2	0	0	0	0	0	0	0	0
237-258		0	0	0	0	0	0	0	0	0	0	0
259-281		0	0	1.2	0	0	0	0	0	0	0	0
282-303		0	0	0	0	0	0	0	0	0	0	0
304-326		1.2	1.2	1.2	0	0	0	0	0	0	0	0
327-348		1.2	1.2	0	0	0	0	0	0	0	0	0



Frequency of counts by wind direction (%)

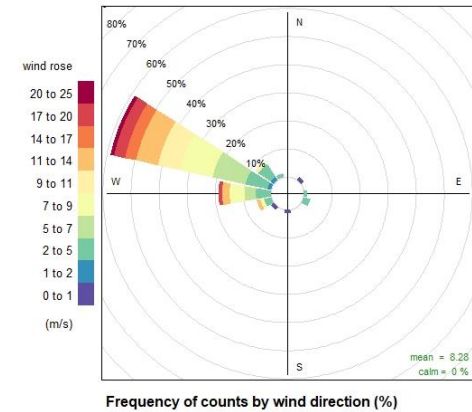
February 850 hPa level

Speed Direction	calm	0-1	1-2	2-5	5-7	7-9	9-11	11-14	14-17	17-20	20-25	25 +
349-11	2	1.2	0	0	0	0	0	0	0	0	0	0
12-33		1.2	5	0	0	0	0	0	0	0	0	0
34-56		5	3.8	0	0	0	0	0	0	0	0	0
57-78		1.2	1.2	5	0	0	0	0	0	0	0	0
79-101		6.2	6.2	10	1.2	0	0	0	0	0	0	0
102-123		2.5	2.5	7.5	1.2	0	0	0	0	0	0	0
124-146		1.2	0	2.5	0	0	0	0	0	0	0	0
147-168		0	0	0	0	0	0	0	0	0	0	0
168-191		3.8	2.5	0	0	0	0	0	0	0	0	0
192-213		1.2	0	0	0	0	0	0	0	0	0	0
214-236		0	1.2	0	0	0	0	0	0	0	0	0
237-258		1.2	1.2	0	0	0	0	0	0	0	0	0
259-281		1.2	1.2	5	1.2	0	0	0	0	0	0	0
282-303		2.5	2.5	2.5	0	0	0	0	0	0	0	0
304-326		1.2	1.2	1.2	0	0	0	0	0	0	0	0
327-348		1.2	0	0	0	0	0	0	0	0	0	0



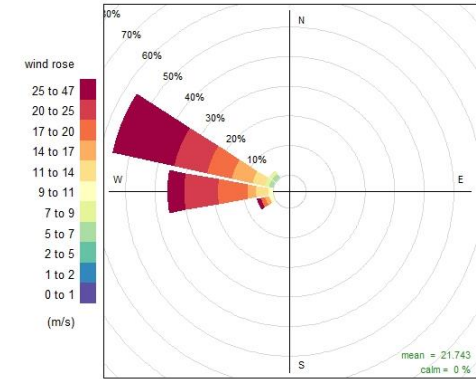
Siliguri February 700 hPa level

Speed Direction	calm	0-1	1-2	2-5	5-7	7-9	9-11	11-14	14-17	17-20	20-25	25 +
349-11	0	0	0	0	0	0	0	0	0	0	0	0
12-33		0	0	0	0	0	0	0	0	0	0	0
34-56		1.3	0	0	0	0	0	0	0	0	0	0
57-78		0	0	0	0	0	0	0	0	0	0	0
79-101		0	0	1.3	0	0	0	0	0	0	0	0
102-123		0	0	2.7	0	0	0	0	0	0	0	0
124-146		0	0	0	0	0	0	0	0	0	0	0
147-168		0	0	0	0	0	0	0	0	0	0	0
168-191		1.3	0	0	0	0	0	0	0	0	0	0
192-213		0	0	0	0	0	0	0	0	0	0	0
214-236		1.3	0	0	0	0	0	0	0	0	0	0
237-258		0	0	2.7	0	1.3	0	1.3	0	0	0	0
259-281		0	0	5.3	4	5.3	0	2.7	0	1.3	0	0
282-303		0	1.3	8	12	12	8	8	4	4	1.3	0
304-326		0	1.3	5.3	0	0	1.3	0	0	0	0	0
327-348		0	0	1.3	0	0	0	0	0	0	0	0



February 500 hPa level

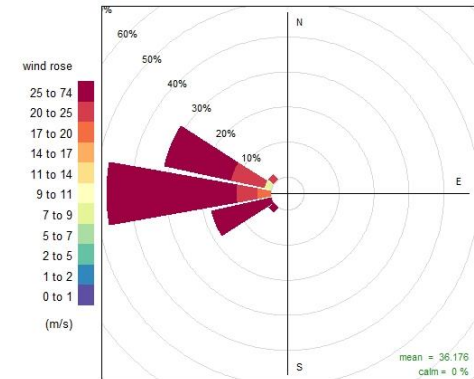
Speed Direction	calm	0-1	1-2	2-5	5-7	7-9	9-11	11-14	14-17	17-20	20-25	25 +
349-11	0	0	0	0	0	0	0	0	0	0	0	0
12-33	0	0	0	0	0	0	0	0	0	0	0	0
34-56	0	0	0	0	0	0	0	0	0	0	0	0
57-78	0	0	0	0	0	0	0	0	0	0	0	0
79-101	0	0	0	0	0	0	0	0	0	0	0	0
102-123	0	0	0	0	0	0	0	0	0	0	0	0
124-146	0	0	0	0	0	0	0	0	0	0	0	0
147-168	0	0	0	0	0	0	0	0	0	0	0	0
168-191	0	0	0	0	0	0	0	0	0	0	0	0
192-213	0	0	0	0	0	0	0	0	0	0	0	0
214-236	0	0	0	0	0	0	0	0	0	0	0	0
237-258	0	0	0	0	0	0	1.4	0	1.4	1.4	0	1.4
259-281	0	0	0	0	0	0	1.4	4.3	2.9	10	11.4	5.7
282-303	0	0	0	1.4	1.4	0	4.3	7.1	8.6	11.4	21.4	0
304-326	0	0	0	1.4	1.4	0	0	0	0	0	0	0
327-348	0	0	0	0	0	0	0	0	0	0	0	0



Frequency of counts by wind direction (%)

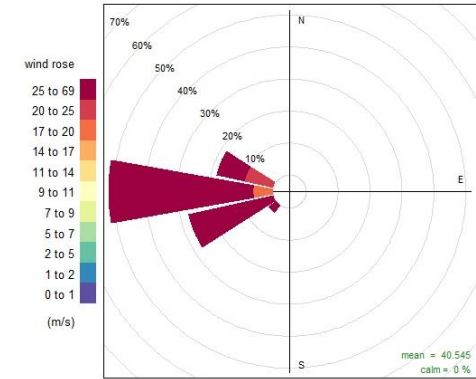
February 300 hPa level

Speed Direction	calm	0-1	1-2	2-5	5-7	7-9	9-11	11-14	14-17	17-20	20-25	25 +
349-11	0	0	0	0	0	0	0	0	0	0	0	0
12-33	0	0	0	0	0	0	0	0	0	0	0	0
34-56	0	0	0	0	0	0	0	0	0	0	0	0
57-78	0	0	0	0	0	0	0	0	0	0	0	0
79-101	0	0	0	0	0	0	0	0	0	0	0	0
102-123	0	0	0	0	0	0	0	0	0	0	0	0
124-146	0	0	0	0	0	0	0	0	0	0	0	0
147-168	0	0	0	0	0	0	0	0	0	0	0	0
168-191	0	0	0	0	0	0	0	0	0	0	0	0
192-213	0	0	0	0	0	0	0	0	0	0	0	0
214-236	0	0	0	0	0	0	0	0	0	0	0	2
237-258	0	0	0	0	0	0	0	0	0	0	0	17.6
259-281	0	0	0	0	0	0	0	0	0	3.9	5.9	37.3
282-303	0	0	0	0	0	2	0	0	0	0	9.8	19.6
304-326	0	0	0	0	0	0	0	0	0	0	2	0
327-348	0	0	0	0	0	0	0	0	0	0	0	0



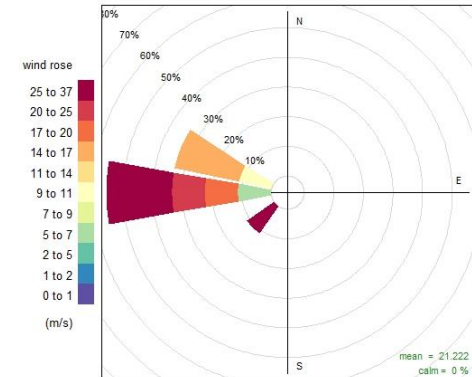
Frequency of counts by wind direction (%)

Speed Direction	calm	0-1	1-2	2-5	5-7	7-9	9-11	11-14	14-17	17-20	20-25	25 +
349-11	0	0	0	0	0	0	0	0	0	0	0	0
12-33	0	0	0	0	0	0	0	0	0	0	0	0
34-56	0	0	0	0	0	0	0	0	0	0	0	0
57-78	0	0	0	0	0	0	0	0	0	0	0	0
79-101	0	0	0	0	0	0	0	0	0	0	0	0
102-123	0	0	0	0	0	0	0	0	0	0	0	0
124-146	0	0	0	0	0	0	0	0	0	0	0	0
147-168	0	0	0	0	0	0	0	0	0	0	0	0
168-191	0	0	0	0	0	0	0	0	0	0	0	0
192-213	0	0	0	0	0	0	0	0	0	0	0	0
214-236	0	0	0	0	0	0	0	0	0	0	0	3
237-258	0	0	0	0	0	0	0	0	0	0	0	27.3
259-281	0	0	0	0	0	0	0	0	0	6.1	0	45.5
282-303	0	0	0	0	0	0	0	0	0	0	9.1	9.1
304-326	0	0	0	0	0	0	0	0	0	0	0	0
327-348	0	0	0	0	0	0	0	0	0	0	0	0



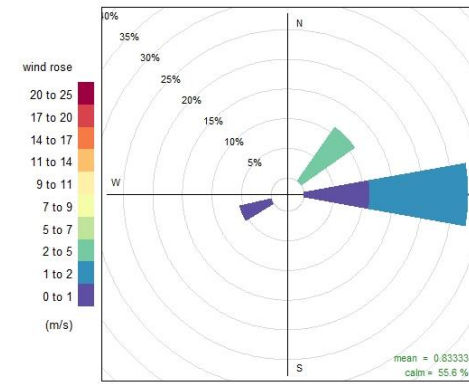
Frequency of counts by wind direction (%)

Speed Direction	calm	0-1	1-2	2-5	5-7	7-9	9-11	11-14	14-17	17-20	20-25	25 +
349-11	0	0	0	0	0	0	0	0	0	0	0	0
12-33	0	0	0	0	0	0	0	0	0	0	0	0
34-56	0	0	0	0	0	0	0	0	0	0	0	0
57-78	0	0	0	0	0	0	0	0	0	0	0	0
79-101	0	0	0	0	0	0	0	0	0	0	0	0
102-123	0	0	0	0	0	0	0	0	0	0	0	0
124-146	0	0	0	0	0	0	0	0	0	0	0	0
147-168	0	0	0	0	0	0	0	0	0	0	0	0
168-191	0	0	0	0	0	0	0	0	0	0	0	0
192-213	0	0	0	0	0	0	0	0	0	0	0	0
214-236	0	0	0	0	0	0	0	0	0	0	0	11.1
237-258	0	0	0	0	0	0	0	0	0	0	0	0
259-281	0	0	0	0	11.1	0	0	0	0	11.1	11.1	22.2
282-303	0	0	0	0	0	0	11.1	0	22.2	0	0	0
304-326	0	0	0	0	0	0	0	0	0	0	0	0
327-348	0	0	0	0	0	0	0	0	0	0	0	0



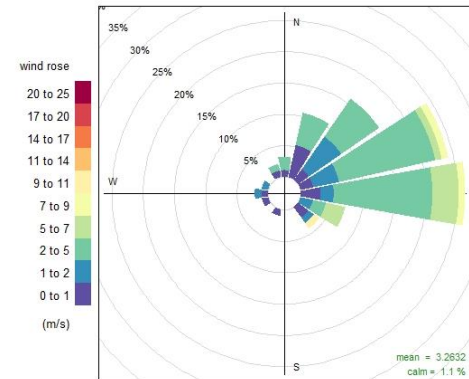
Frequency of counts by wind direction (%)

Speed Direction	calm	0-1	1-2	2-5	5-7	7-9	9-11	11-14	14-17	17-20	20-25	25 +	
349-11	56	0	0	0	0	0	0	0	0	0	0	0	
12-33		0	0	0	0	0	0	0	0	0	0	0	0
34-56		0	0	11.1	0	0	0	0	0	0	0	0	0
57-78		0	0	0	0	0	0	0	0	0	0	0	0
79-101		11.1	16.7	0	0	0	0	0	0	0	0	0	0
102-123		0	0	0	0	0	0	0	0	0	0	0	0
124-146		0	0	0	0	0	0	0	0	0	0	0	0
147-168		0	0	0	0	0	0	0	0	0	0	0	0
168-191		0	0	0	0	0	0	0	0	0	0	0	0
192-213		0	0	0	0	0	0	0	0	0	0	0	0
214-236		0	0	0	0	0	0	0	0	0	0	0	0
237-258		5.6	0	0	0	0	0	0	0	0	0	0	0
259-281		0	0	0	0	0	0	0	0	0	0	0	0
282-303		0	0	0	0	0	0	0	0	0	0	0	0
304-326		0	0	0	0	0	0	0	0	0	0	0	0
327-348		0	0	0	0	0	0	0	0	0	0	0	0



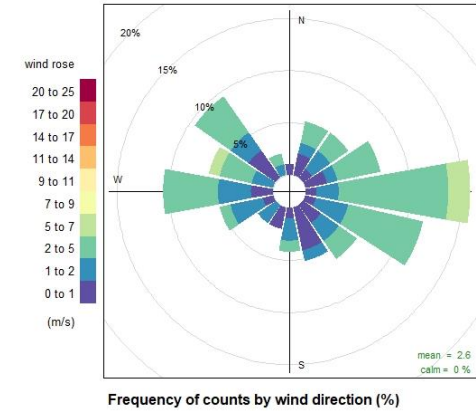
Frequency of counts by wind direction (%)

Speed Direction	calm	0-1	1-2	2-5	5-7	7-9	9-11	11-14	14-17	17-20	20-25	25 +
349-11	1	1.1	0	2.1	0	0	0	0	0	0	0	0
12-33		5.3	0	5.3	0	0	0	0	0	0	0	0
34-56		2.1	6.3	7.4	0	0	0	0	0	0	0	0
57-78		2.1	4.2	15.8	1.1	1.1	0	0	0	0	0	0
79-101		3.2	2.1	15.8	4.2	1.1	0	0	0	0	0	0
102-123		0	2.1	2.1	3.2	0	0	0	0	0	0	0
124-146		2.1	1.1	0	0	0	1.1	0	0	0	0	0
147-168		0	0	0	0	0	0	0	0	0	0	0
168-191		0	0	0	0	0	0	0	0	0	0	0
192-213		1.1	0	0	0	0	0	0	0	0	0	0
214-236		0	0	0	0	0	0	0	0	0	0	0
237-258		1.1	0	0	0	0	0	0	0	0	0	0
259-281		1.1	1.1	0	0	0	0	0	0	0	0	0
282-303		0	1.1	0	0	0	0	0	0	0	0	0
304-326		0	0	0	0	0	0	0	0	0	0	0
327-348		1.1	0	1.1	0	0	0	0	0	0	0	0

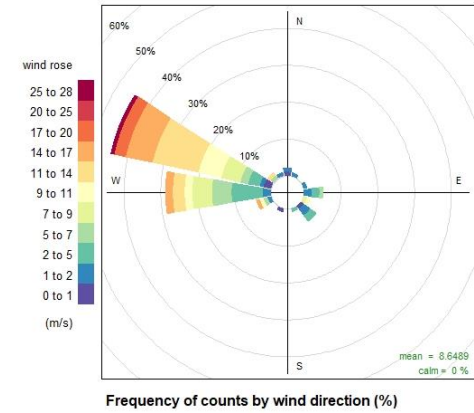


Frequency of counts by wind direction (%)

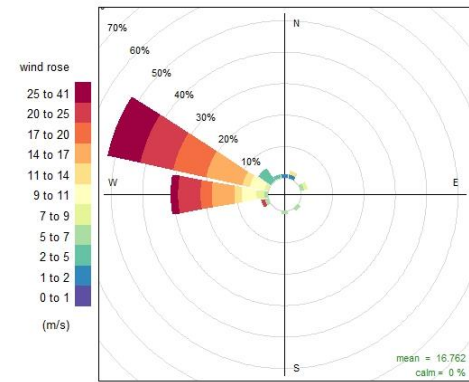
Speed Direction	calm	0-1	1-2	2-5	5-7	7-9	9-11	11-14	14-17	17-20	20-25	25 +
349-11		1.1	0	0	0	0	0	0	0	0	0	0
12-33		2.1	1.1	2.1	0	0	0	0	0	0	0	0
34-56		1.1	2.1	2.1	0	0	0	0	0	0	0	0
57-78		2.1	1.1	4.2	0	0	0	0	0	0	0	0
79-101		1.1	2.1	10.5	2.1	0	0	0	0	0	0	0
102-123		1.1	3.2	7.4	0	0	0	0	0	0	0	0
124-146		2.1	2.1	2.1	0	0	0	0	0	0	0	0
147-168	0	4.2	1.1	0	0	0	0	0	0	0	0	0
168-191		1.1	2.1	1.1	0	0	0	0	0	0	0	0
192-213		2.1	0	0	0	0	0	0	0	0	0	0
214-236		0	2.1	0	0	0	0	0	0	0	0	0
237-258		1.1	3.2	1.1	0	0	0	0	0	0	0	0
259-281		2.1	3.2	5.3	0	0	0	0	0	0	0	0
282-303		0	2.1	3.2	1.1	0	0	0	0	0	0	0
304-326		3.2	2.1	4.2	0	0	0	0	0	0	0	0
327-348		0	1.1	1.1	0	0	0	0	0	0	0	0



Speed Direction	calm	0-1	1-2	2-5	5-7	7-9	9-11	11-14	14-17	17-20	20-25	25 +
349-11		1.1	1.1	0	0	0	0	0	0	0	0	0
12-33		0	1.1	0	0	0	0	0	0	0	0	0
34-56		0	0	0	0	0	0	0	0	0	0	0
57-78		0	1.1	0	0	0	0	0	0	0	0	0
79-101		0	2.1	2.1	1.1	0	0	0	0	0	0	0
102-123		0	0	0	0	1.1	1.1	0	0	0	0	0
124-146		1.1	2.1	2.1	0	0	0	0	0	0	0	0
147-168	0	0	0	1.1	0	0	0	0	0	0	0	0
168-191		0	0	0	0	0	0	0	0	0	0	0
192-213		1.1	0	0	0	0	0	0	0	0	0	0
214-236		0	0	0	0	0	0	0	0	0	0	0
237-258		0	1.1	0	1.1	0	1.1	0	1.1	0	0	0
259-281		0	2.1	8.5	5.3	5.3	2.1	3.2	2.1	0	0	0
282-303		2.1	1.1	3.2	2.1	5.3	6.4	12.8	7.4	3.2	0	1.1
304-326		0	0	0	1.1	0	0	1.1	0	0	0	0
327-348		0	1.1	0	0	0	0	0	0	0	0	0

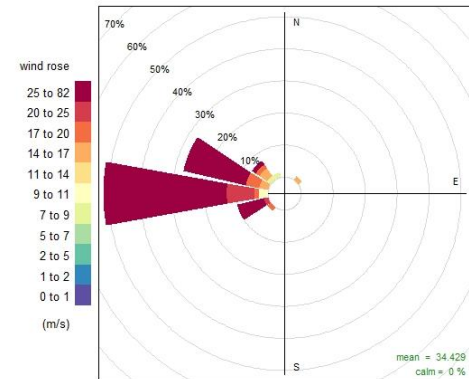


Speed Direction	calm	0-1	1-2	2-5	5-7	7-9	9-11	11-14	14-17	17-20	20-25	25 +
349-11	0	1.2	0	0	0	0	0	0	0	0	0	0
12-33	0	1.2	0	0	0	0	0	1.2	0	0	0	0
34-56	0	0	0	0	0	0	0	0	0	0	0	0
57-78	0	0	0	1.2	1.2	0	0	0	0	0	0	0
79-101	0	0	0	0	0	0	0	0	0	0	0	0
102-123	0	0	0	0	0	0	0	0	0	0	0	0
124-146	0	0	0	1.2	0	0	0	0	0	0	0	0
147-168	0	0	0	0	0	0	0	0	0	0	0	0
168-191	0	0	0	1.2	0	0	0	0	0	0	0	0
192-213	0	0	0	0	0	0	0	0	0	0	0	0
214-236	0	0	0	0	0	0	0	0	0	0	0	0
237-258	0	0	0	1.2	0	0	0	0	0	1.2	0	0
259-281	0	0	0	1.2	2.4	4.8	2.4	7.1	3.6	7.1	2.4	0
282-303	0	0	0	0	1.2	4.8	2.4	11.9	10.7	10.7	10.7	0
304-326	0	0	4.8	0	0	0	0	0	0	0	0	0
327-348	0	0	1.2	0	0	0	0	0	0	0	0	0



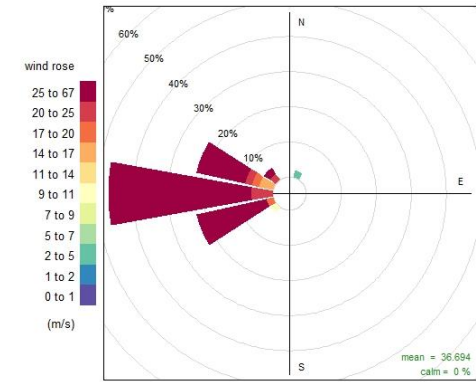
Frequency of counts by wind direction (%)

Speed Direction	calm	0-1	1-2	2-5	5-7	7-9	9-11	11-14	14-17	17-20	20-25	25 +
349-11	0	0	0	0	0	0	0	0	0	0	0	0
12-33	0	0	0	0	0	0	0	0	0	0	0	0
34-56	0	0	0	0	0	0	0	0	1.4	0	0	0
57-78	0	0	0	0	0	0	0	0	0	0	0	0
79-101	0	0	0	0	0	0	0	0	0	0	0	0
102-123	0	0	0	0	0	0	0	0	0	0	0	0
124-146	0	0	0	0	0	0	0	0	0	0	0	0
147-168	0	0	0	0	0	0	0	0	0	0	0	0
168-191	0	0	0	0	0	0	0	0	0	0	0	0
192-213	0	0	0	0	0	0	0	0	0	0	0	0
214-236	0	0	0	0	0	0	0	0	0	1.4	0	0
237-258	0	0	0	0	0	0	0	0	0	0	1.4	8.6
259-281	0	0	0	0	0	0	2.9	0	0	1.4	8.6	38.6
282-303	0	0	0	0	0	0	0	0	2.9	4.3	0	20
304-326	0	0	0	0	0	1.4	0	0	2.9	1.4	0	1.4
327-348	0	0	0	0	0	1.4	0	0	0	0	0	0



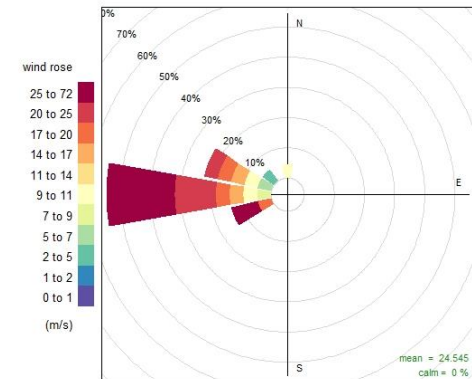
Frequency of counts by wind direction (%)

Speed Direction	calm	0-1	1-2	2-5	5-7	7-9	9-11	11-14	14-17	17-20	20-25	25 +
349-11		0	0	0	0	0	0	0	0	0	0	0
12-33		0	0	2	0	0	0	0	0	0	0	0
34-56		0	0	0	0	0	0	0	0	0	0	0
57-78		0	0	0	0	0	0	0	0	0	0	0
79-101		0	0	0	0	0	0	0	0	0	0	0
102-123		0	0	0	0	0	0	0	0	0	0	0
124-146		0	0	0	0	0	0	0	0	0	0	0
147-168	0	0	0	0	0	0	0	0	0	0	0	0
168-191		0	0	0	0	0	0	0	0	0	0	0
192-213		0	0	0	0	0	0	0	0	0	0	0
214-236		0	0	0	0	0	2	0	0	0	0	0
237-258		0	0	0	0	0	0	0	0	2	0	20.4
259-281		0	0	0	0	0	0	0	0	0	6.1	40.8
282-303		0	0	0	0	0	0	0	4.1	2	2	14.3
304-326		0	0	0	0	0	0	0	0	0	2	2
327-348		0	0	0	0	0	0	0	0	0	0	0



Frequency of counts by wind direction (%)

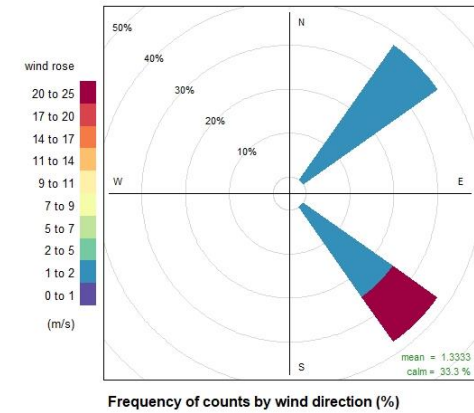
Speed Direction	calm	0-1	1-2	2-5	5-7	7-9	9-11	11-14	14-17	17-20	20-25	25 +
349-11		0	0	0	0	0	4.5	0	0	0	0	0
12-33		0	0	0	0	0	0	0	0	0	0	0
34-56		0	0	0	0	0	0	0	0	0	0	0
57-78		0	0	0	0	0	0	0	0	0	0	0
79-101		0	0	0	0	0	0	0	0	0	0	0
102-123		0	0	0	0	0	0	0	0	0	0	0
124-146		0	0	0	0	0	0	0	0	0	0	0
147-168	0	0	0	0	0	0	0	0	0	0	0	0
168-191		0	0	0	0	0	0	0	0	0	0	0
192-213		0	0	0	0	0	0	0	0	0	0	0
214-236		0	0	0	0	0	0	0	0	0	0	0
237-258		0	0	0	0	0	0	0	0	4.5	0	9.1
259-281		0	0	0	0	4.5	4.5	0	4.5	4.5	13.6	22.7
282-303		0	0	0	4.5	0	4.5	0	4.5	4.5	4.5	0
304-326		0	0	4.5	0	0	0	0	0	0	0	0
327-348		0	0	0	0	0	0	0	0	0	0	0



Frequency of counts by wind direction (%)

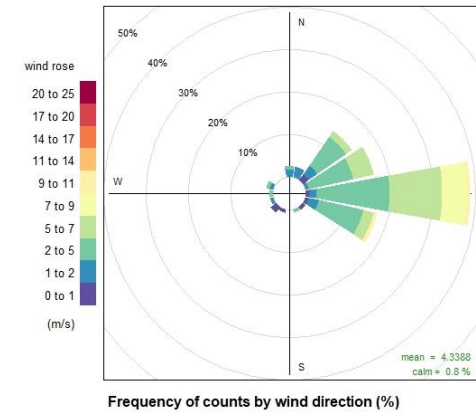
April 1000 hPa level

Speed Direction	calm	0-1	1-2	2-5	5-7	7-9	9-11	11-14	14-17	17-20	20-25	25 +
349-11	33	0	0	0	0	0	0	0	0	0	0	0
12-33		0	0	0	0	0	0	0	0	0	0	0
34-56		0	33.3	0	0	0	0	0	0	0	0	0
57-78		0	0	0	0	0	0	0	0	0	0	0
79-101		0	0	0	0	0	0	0	0	0	0	0
102-123		0	0	0	0	0	0	0	0	0	0	0
124-146		0	33.3	0	0	0	0	0	0	0	0	0
147-168		0	0	0	0	0	0	0	0	0	0	0
168-191		0	0	0	0	0	0	0	0	0	0	0
192-213		0	0	0	0	0	0	0	0	0	0	0
214-236		0	0	0	0	0	0	0	0	0	0	0
237-258		0	0	0	0	0	0	0	0	0	0	0
259-281		0	0	0	0	0	0	0	0	0	0	0
282-303		0	0	0	0	0	0	0	0	0	0	0
304-326		0	0	0	0	0	0	0	0	0	0	0
327-348		0	0	0	0	0	0	0	0	0	0	0

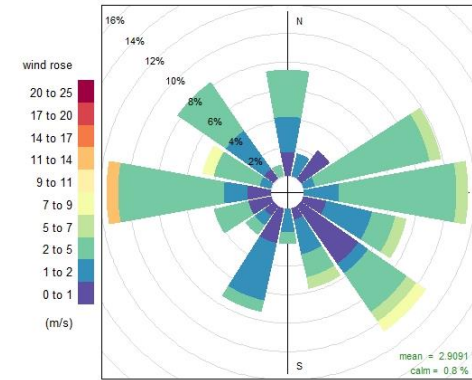


April 925 hPa level

Speed Direction	calm	0-1	1-2	2-5	5-7	7-9	9-11	11-14	14-17	17-20	20-25	25 +
349-11	1	0	1.7	0.8	0	0	0	0	0	0	0	0
12-33		0	2.5	0	0	0	0	0	0	0	0	0
34-56		1.7	2.5	8.3	1.7	0	0	0	0	0	0	0
57-78		0	0.8	10.7	5	0	0	0	0	0	0	0
79-101		0.8	1.7	17.4	12.4	5.8	0.8	0	0	0	0	0
102-123		0.8	2.5	10.7	2.5	0	0.8	0	0	0	0	0
124-146		0.8	0	0	0	0	0	0	0	0	0	0
147-168		0	0	0.8	0	0	0	0	0	0	0	0
168-191		0	0	0	0	0	0	0	0	0	0	0
192-213		0.8	0	0	0	0	0	0	0	0	0	0
214-236		1.7	0	0	0	0	0	0	0	0	0	0
237-258		0	0.8	0	0	0	0	0	0	0	0	0
259-281		0	0	0.8	0	0	0	0	0	0	0	0
282-303		0	0.8	0.8	0	0	0	0	0	0	0	0
304-326		0	0	0	0	0	0	0	0	0	0	0
327-348		0	0	0	0	0	0	0	0	0	0	0

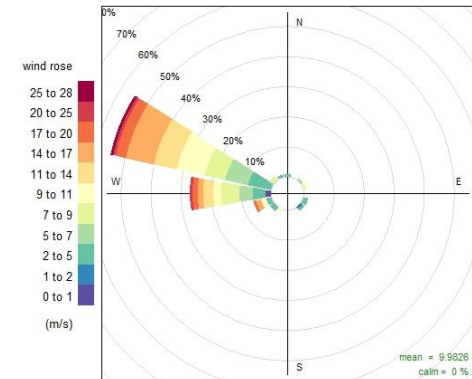


Speed Direction	calm	0-1	1-2	2-5	5-7	7-9	9-11	11-14	14-17	17-20	20-25	25 +
349-11		1.7	2.5	3.3	0	0	0	0	0	0	0	0
12-33		0	1.7	0	0	0	0	0	0	0	0	0
34-56		2.5	0	0	0	0	0	0	0	0	0	0
57-78		0	0.8	8.3	0.8	0	0	0	0	0	0	0
79-101		0	2.5	8.3	0.8	0	0	0	0	0	0	0
102-123		1.7	3.3	1.7	0.8	0	0	0	0	0	0	0
124-146		5	0.8	3.3	0.8	0.8	0	0	0	0	0	0
147-168	1	0.8	2.5	1.7	0.8	0	0	0	0	0	0	0
168-191		0	1.7	0.8	0	0	0	0	0	0	0	0
192-213		2.5	4.1	0.8	0	0	0	0	0	0	0	0
214-236		0.8	0.8	0.8	0	0	0	0	0	0	0	0
237-258		1.7	0	2.5	0	0	0	0	0	0	0	0
259-281		1.7	1.7	7.4	0	0	0	0.8	0	0	0	0
282-303		0	0.8	3.3	0	0.8	0	0	0	0	0	0
304-326		0.8	3.3	4.1	0	0	0	0	0	0	0	0
327-348		0	0	0.8	0	0	0	0	0	0	0	0



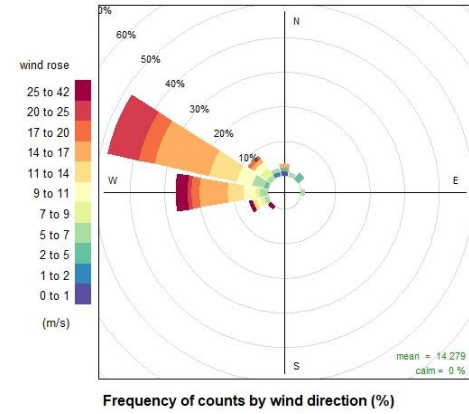
Frequency of counts by wind direction (%)

Speed Direction	calm	0-1	1-2	2-5	5-7	7-9	9-11	11-14	14-17	17-20	20-25	25 +
349-11		0	0	0.9	0	0	0	0	0	0	0	0
12-33		0	0	0	0	0	0	0	0	0	0	0
34-56		0	0	0	0.9	0	0	0	0	0	0	0
57-78		0	0	0	0	0.9	0.9	0	0	0	0	0
79-101		0	0	0	0	0	0	0	0	0	0	0
102-123		0	0	1.7	0	0	0	0	0	0	0	0
124-146		0	0.9	0.9	0	0	0	0	0	0	0	0
147-168	0	0	0	0	0	0	0	0	0	0	0	0
168-191		0	0	0	0	0	0	0	0	0	0	0
192-213		0	0	0	0	0	0.9	0	0	0	0	0
214-236		0	0	1.7	0	0	0	0	0	0	0	0
237-258		0	0	1.7	0	0	1.7	0	1.7	0.9	0	0
259-281		1.7	0	4.3	4.3	6.1	2.6	3.5	1.7	1.7	0.9	0
282-303		0	0	7.8	7.8	7	9.6	7.8	9.6	3.5	0.9	0.9
304-326		0	0	0	0	1.7	0	0	0	0	0	0
327-348		0	0	0.9	0	0	0	0	0	0	0	0

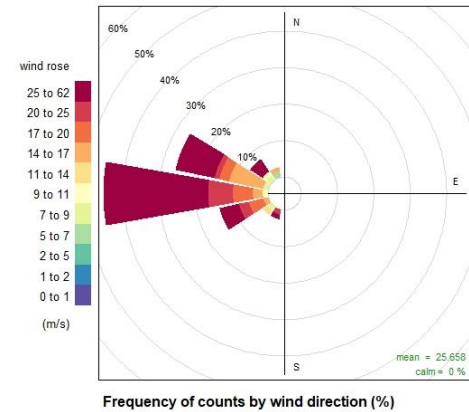


Frequency of counts by wind direction (%)

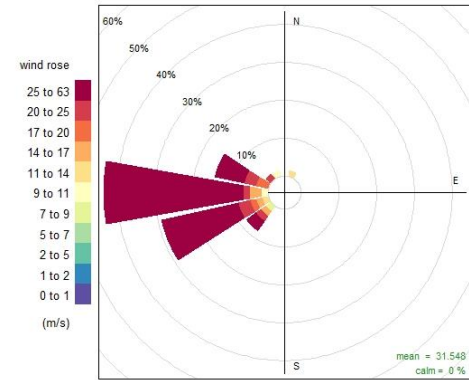
Speed Direction	calm	0-1	1-2	2-5	5-7	7-9	9-11	11-14	14-17	17-20	20-25	25 +
349-11	1	1.2	0	1.2	0	0	0	0	0	0	0	0
12-33		0	0	0	1.2	0	0	0	0	0	0	0
34-56		0	0	2.3	0	0	0	0	0	0	0	0
57-78		0	0	0	0	0	0	0	0	0	0	0
79-101		0	0	0	1.2	0	0	0	0	0	0	0
102-123		0	0	0	0	0	0	0	0	0	0	0
124-146		0	0	0	0	0	0	0	0	0	0	0
147-168		0	0	0	0	0	0	0	0	0	0	0
168-191		0	0	0	0	0	0	0	0	0	0	0
192-213		0	0	0	0	0	0	0	0	0	0	0
214-236		0	0	0	0	0	0	0	0	0	0	1.2
237-258		0	0	0	1.2	1.2	1.2	1.2	0	0	0	1.2
259-281		0	0	0	2.3	1.2	3.5	4.7	8.1	2.3	1.2	3.5
282-303		0	0	1.2	3.5	0	4.7	8.1	16.3	4.7	9.3	0
304-326		0	0	0	1.2	2.3	2.3	0	1.2	1.2	0	0
327-348		0	1.2	0	1.2	0	0	0	0	0	0	0



Speed Direction	calm	0-1	1-2	2-5	5-7	7-9	9-11	11-14	14-17	17-20	20-25	25 +
349-11	0	0	0	0	0	0	0	0	0	0	0	0
12-33		0	0	0	0	0	0	0	0	0	0	0
34-56		0	0	0	0	0	0	0	0	0	0	0
57-78		0	0	0	0	0	0	0	0	0	0	0
79-101		0	0	0	0	0	0	0	0	0	0	0
102-123		0	0	0	0	0	0	0	0	0	0	0
124-146		0	0	0	0	0	0	0	0	0	0	0
147-168		0	0	0	0	0	0	0	0	0	0	0
168-191		0	0	0	0	0	0	0	0	0	0	0
192-213		0	0	0	0	0	0	0	0	0	1.4	1.4
214-236		0	0	0	0	0	1.4	0	1.4	0	0	0
237-258		0	0	0	0	0	0	0	1.4	4.1	2.7	5.5
259-281		0	0	0	0	0	0	1.4	0	2.7	5.5	28.8
282-303		0	0	0	0	0	1.4	0	0	9.6	2.7	11
304-326		0	0	0	0	0	1.4	1.4	0	0	0	4.1
327-348		0	0	0	1.4	0	0	0	1.4	0	0	0

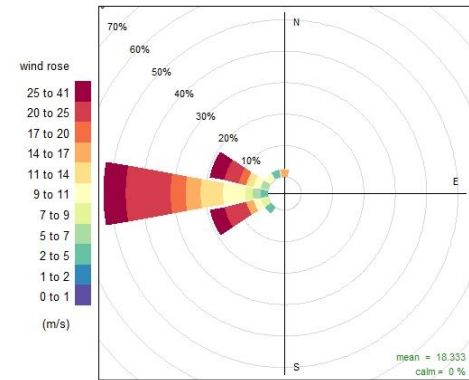


Speed Direction	calm	0-1	1-2	2-5	5-7	7-9	9-11	11-14	14-17	17-20	20-25	25 +	
349-11	0	0	0	0	0	0	0	0	0	0	0	0	
12-33		0	0	0	0	0	0	0	1.6	0	0	0	0
34-56		0	0	0	0	0	0	0	0	0	0	0	0
57-78		0	0	0	0	0	0	0	0	0	0	0	0
79-101		0	0	0	0	0	0	0	0	0	0	0	0
102-123		0	0	0	0	0	0	0	0	0	0	0	0
124-146		0	0	0	0	0	0	0	0	0	0	0	0
147-168		0	0	0	0	0	0	0	0	0	0	0	0
168-191		0	0	0	0	0	0	0	0	0	0	0	0
192-213		0	0	0	0	0	0	0	0	0	0	0	0
214-236		0	0	0	0	0	0	0	0	0	0	0	0
237-258		0	0	0	0	0	0	0	0	1.6	1.6	1.6	3.2
259-281		0	0	0	0	0	0	0	1.6	0	3.2	0	1.6
282-303		0	0	0	0	0	0	0	0	0	3.2	3.2	8.1
304-326		0	0	0	0	0	0	0	0	0	0	1.6	0
327-348		0	0	0	0	0	0	0	1.6	0	0	0	0



Frequency of counts by wind direction (%)

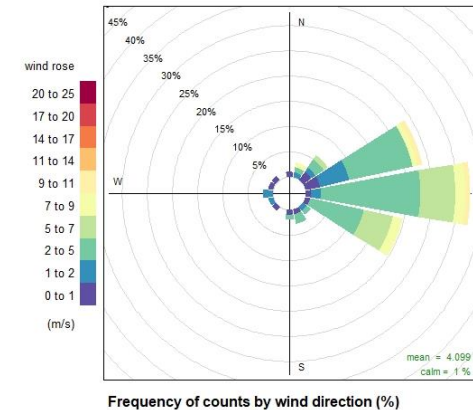
Speed Direction	calm	0-1	1-2	2-5	5-7	7-9	9-11	11-14	14-17	17-20	20-25	25 +	
349-11	0	0	0	0	0	0	0	0	2.4	0	0	0	
12-33		0	0	0	0	0	0	0	0	0	0	0	0
34-56		0	0	0	0	0	0	0	0	0	0	0	0
57-78		0	0	0	0	0	0	0	0	0	0	0	0
79-101		0	0	0	0	0	0	0	0	0	0	0	0
102-123		0	0	0	0	0	0	0	0	0	0	0	0
124-146		0	0	0	0	0	0	0	0	0	0	0	0
147-168		0	0	0	0	0	0	0	0	0	0	0	0
168-191		0	0	0	0	0	0	0	0	0	0	0	0
192-213		0	0	0	0	0	0	0	0	0	0	0	0
214-236		0	0	0	2.4	0	0	0	0	0	0	0	0
237-258		0	0	0	0	0	2.4	2.4	0	2.4	0	7.1	4.8
259-281		0	0	0	2.4	2.4	2.4	7.1	7.1	4.8	4.8	14.3	7.1
282-303		0	0	0	0	2.4	0	2.4	2.4	0	2.4	4.8	4.8
304-326		0	0	0	0	0	0	2.4	0	0	0	0	0
327-348		0	0	0	2.4	0	0	0	0	0	0	0	0



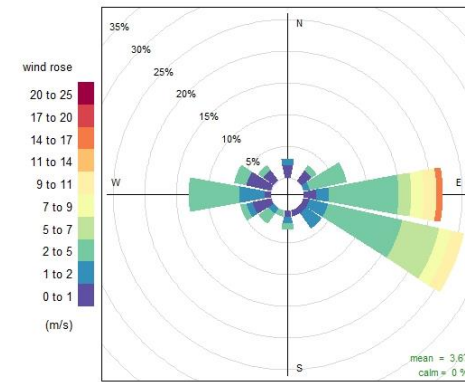
Frequency of counts by wind direction (%)

Speed Direction	calm	0-1	1-2	2-5	5-7	7-9	9-11	11-14	14-17	17-20	20-25	25 +
349-11												
12-33												
34-56												
57-78												
79-101												
102-123												
124-146												
147-168												
168-191												
192-213												
214-236												
237-258												
259-281												
282-303												
304-326												
327-348												

Speed Direction	calm	0-1	1-2	2-5	5-7	7-9	9-11	11-14	14-17	17-20	20-25	25 +
349-11		1	0	0	0	0	0	0	0	0	0	0
12-33		0	1	1	0	1	0	0	0	0	0	0
34-56		2	1	2	1	0	0	0	0	0	0	0
57-78		3	5.9	12.9	0	1	1	0	0	0	0	0
79-101		1	2	19.8	6.9	2	1	0	0	0	0	0
102-123		1	0	10.9	5.9	2	0	0	0	0	0	0
124-146		0	1	1	0	0	0	0	0	0	0	0
147-168	1	1	0	2	0	0	0	0	0	0	0	0
168-191		1	0	1	0	0	0	0	0	0	0	0
192-213		0	0	0	0	0	0	0	0	0	0	0
214-236		1	0	0	0	0	0	0	0	0	0	0
237-258		0	1	0	0	0	0	0	0	0	0	0
259-281		0	2	0	0	0	0	0	0	0	0	0
282-303		1	0	0	0	0	0	0	0	0	0	0
304-326		1	0	0	0	0	0	0	0	0	0	0
327-348		0	0	0	0	0	0	0	0	0	0	0

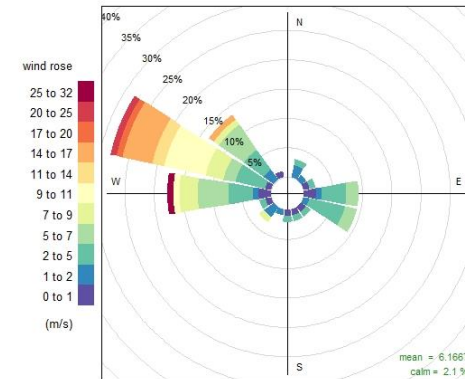


Speed Direction	calm	0-1	1-2	2-5	5-7	7-9	9-11	11-14	14-17	17-20	20-25	25 +
349-11	0	2	1	0	0	0	0	0	0	0	0	0
12-33		0	0	0	0	0	0	0	0	0	0	0
34-56		2	0	1	0	0	0	0	0	0	0	0
57-78		0	1	6	0	0	0	0	0	0	0	0
79-101		2	2	11	2	2	2	0	1	0	0	0
102-123		1	3	12	6	2	2	0	0	0	0	0
124-146		1	3	0	0	0	0	0	0	0	0	0
147-168		1	0	0	0	0	0	0	0	0	0	0
168-191		1	1	1	0	0	0	0	0	0	0	0
192-213		0	0	1	0	0	0	0	0	0	0	0
214-236		0	1	2	0	0	0	0	0	0	0	0
237-258		3	1	1	0	0	0	0	0	0	0	0
259-281		1	4	8	0	0	0	0	0	0	0	0
282-303		4	0	2	0	0	0	0	0	0	0	0
304-326		2	0	1	0	0	0	0	0	0	0	0
327-348		0	0	0	0	0	0	0	0	0	0	0



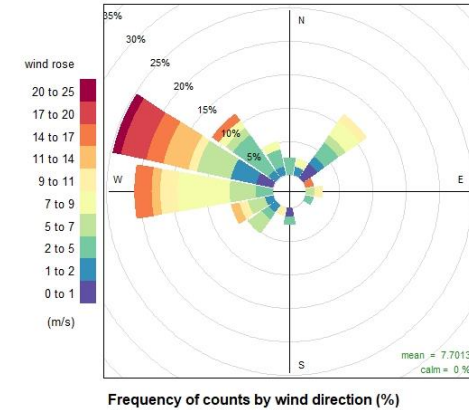
Frequency of counts by wind direction (%)

Speed Direction	calm	0-1	1-2	2-5	5-7	7-9	9-11	11-14	14-17	17-20	20-25	25 +
349-11	2	0	0	0	0	0	0	0	0	0	0	0
12-33		0	2.1	1	0	0	0	0	0	0	0	0
34-56		0	1	0	0	0	0	0	0	0	0	0
57-78		1	0	1	0	0	0	0	0	0	0	0
79-101		2.1	1	4.2	2.1	0	0	0	0	0	0	0
102-123		0	1	6.2	2.1	0	0	0	0	0	0	0
124-146		1	0	1	0	0	0	0	0	0	0	0
147-168		1	0	1	0	0	0	0	0	0	0	0
168-191		1	0	1	0	0	0	0	0	0	0	0
192-213		0	1	0	0	0	0	0	0	0	0	0
214-236		0	2.1	0	0	1	0	0	0	0	0	0
237-258		1	0	1	0	0	0	0	0	0	0	0
259-281		2.1	1	4.2	5.2	3.1	1	0	0	0	0	1
282-303		1	0	5.2	2.1	3.1	7.3	2.1	5.2	1	1	0
304-326		0	2.1	4.2	5.2	1	0	0	1	0	0	0
327-348		1	0	0	0	0	0	0	0	0	0	0

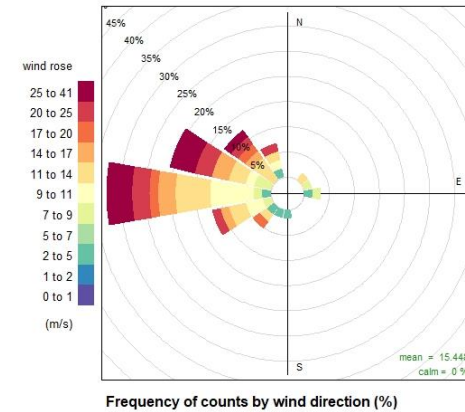


Frequency of counts by wind direction (%)

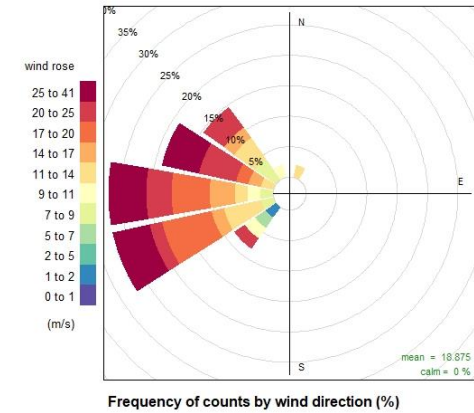
Speed Direction	calm	0-1	1-2	2-5	5-7	7-9	9-11	11-14	14-17	17-20	20-25	25 +
349-11	0	0	0	2.6	0	0	0	0	0	0	0	0
12-33		0	1.3	0	0	1.3	0	0	0	0	0	0
34-56		2.6	1.3	2.6	1.3	2.6	1.3	0	0	0	0	0
57-78		0	0	0	0	0	0	0	1.3	0	0	0
79-101		0	0	0	1.3	0	1.3	0	0	0	0	0
102-123		0	0	1.3	0	0	0	0	0	0	0	0
124-146		0	0	0	0	0	0	0	0	0	0	0
147-168		0	0	0	0	0	0	0	0	0	0	0
168-191		1.3	0	1.3	0	0	0	0	0	0	0	0
192-213		0	0	0	0	0	0	1.3	0	0	0	0
214-236		0	1.3	1.3	2.6	0	0	0	0	0	0	0
237-258		0	1.3	0	2.6	0	1.3	1.3	0	0	0	0
259-281		0	0	2.6	3.9	7.8	2.6	1.3	2.6	0	0	0
282-303		2.6	3.9	0	5.2	0	1.3	3.9	2.6	3.9	1.3	0
304-326		0	1.3	6.5	1.3	1.3	0	0	1.3	0	0	0
327-348		0	1.3	2.6	0	1.3	0	0	0	0	0	0



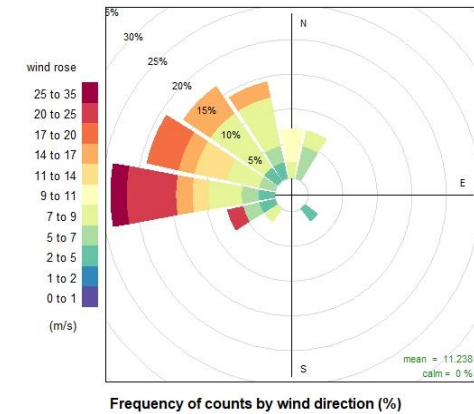
Speed Direction	calm	0-1	1-2	2-5	5-7	7-9	9-11	11-14	14-17	17-20	20-25	25 +
349-11	0	0	0	0	0	0	0	0	0	0	0	0
12-33		0	0	0	0	0	0	0	0	0	0	0
34-56		0	0	0	0	0	0	1.7	0	0	0	0
57-78		0	0	0	0	1.7	0	0	0	0	0	0
79-101		0	0	1.7	0	1.7	0	0	0	0	0	0
102-123		0	0	0	0	0	0	0	0	0	0	0
124-146		0	0	0	0	0	0	0	0	0	0	0
147-168		0	0	0	0	0	0	0	0	0	0	0
168-191		0	0	1.7	0	0	0	0	0	0	0	0
192-213		0	0	1.7	0	0	0	0	0	0	0	0
214-236		0	0	1.7	0	0	0	1.7	0	1.7	0	0
237-258		0	0	0	0	1.7	3.4	3.4	1.7	0	1.7	0
259-281		0	0	1.7	0	1.7	8.6	6.9	3.4	1.7	3.4	5.2
282-303		0	0	0	0	3.4	1.7	3.4	3.4	0	3.4	5.2
304-326		0	0	0	0	0	0	5.2	1.7	1.7	1.7	1.7
327-348		0	0	1.7	0	0	1.7	1.7	0	0	1.7	0



Speed Direction	calm	0-1	1-2	2-5	5-7	7-9	9-11	11-14	14-17	17-20	20-25	25 +	
349-11	0	0	0	0	0	0	0	0	0	0	0	0	
12-33		0	0	0	0	0	0	2.1	0	0	0	0	
34-56		0	0	0	0	0	0	0	0	0	0	0	
57-78		0	0	0	0	0	0	0	0	0	0	0	
79-101		0	0	0	0	0	0	0	0	0	0	0	
102-123		0	0	0	0	0	0	0	0	0	0	0	
124-146		0	0	0	0	0	0	0	0	0	0	0	
147-168		0	0	0	0	0	0	0	0	0	0	0	
168-191		0	0	0	0	0	0	0	0	0	0	0	
192-213		0	0	0	0	0	0	0	0	0	0	0	
214-236		0	2.1	0	2.1	0	2.1	0	0	0	2.1	0	
237-258		0	0	0	0	0	2.1	0	6.2	2.1	8.3	2.1	6.2
259-281		0	0	0	0	0	2.1	2.1	2.1	4.2	6.2	4.2	6.2
282-303		0	0	0	0	0	0	0	2.1	2.1	2.1	6.2	6.2
304-326		0	0	0	0	0	4.2	0	4.2	2.1	0	4.2	0
327-348		0	0	0	0	0	0	2.1	0	0	0	0	0

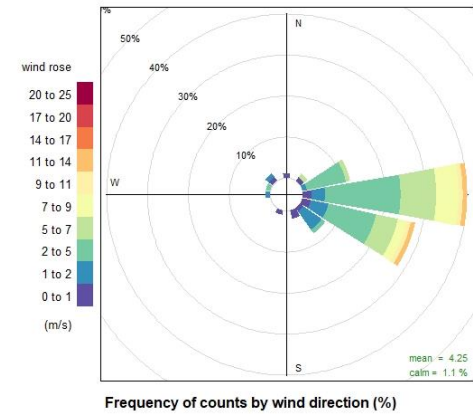


Speed Direction	calm	0-1	1-2	2-5	5-7	7-9	9-11	11-14	14-17	17-20	20-25	25 +	
349-11	0	0	0	0	0	2.4	4.8	0	0	0	0	0	
12-33		0	0	0	0	4.8	2.4	0	0	0	0	0	
34-56		0	0	0	0	0	0	0	0	0	0	0	
57-78		0	0	0	0	0	0	0	0	0	0	0	
79-101		0	0	0	0	0	0	0	0	0	0	0	
102-123		0	0	0	0	0	0	0	0	0	0	0	
124-146		0	0	0	2.4	0	0	0	0	0	0	0	0
147-168		0	0	0	0	0	0	0	0	0	0	0	0
168-191		0	0	0	0	0	0	0	0	0	0	0	0
192-213		0	0	0	0	0	0	0	0	0	0	0	0
214-236		0	0	0	0	0	2.4	0	0	0	0	0	0
237-258		0	0	0	2.4	2.4	0	0	0	0	0	2.4	0
259-281		0	0	0	2.4	2.4	4.8	0	2.4	2.4	0	7.1	2.4
282-303		0	0	0	0	2.4	4.8	0	4.8	2.4	4.8	0	0
304-326		0	0	0	2.4	0	9.5	0	0	4.8	0	0	0
327-348		0	0	0	2.4	2.4	7.1	0	0	2.4	0	0	0

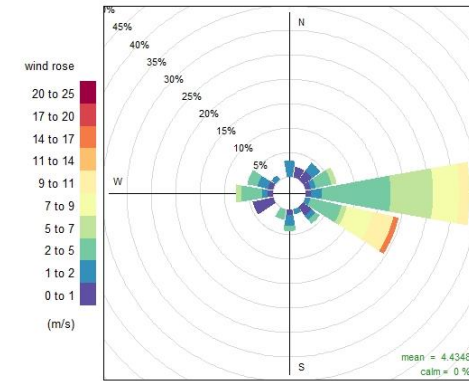


Speed Direction	calm	0-1	1-2	2-5	5-7	7-9	9-11	11-14	14-17	17-20	20-25	25 +
349-11												
12-33												
34-56												
57-78												
79-101												
102-123												
124-146												
147-168												
168-191												
192-213												
214-236												
237-258												
259-281												
282-303												
304-326												
327-348												

Speed Direction	calm	0-1	1-2	2-5	5-7	7-9	9-11	11-14	14-17	17-20	20-25	25 +
349-11		1.1	0	0	0	0	0	0	0	0	0	0
12-33		0	0	0	0	0	0	0	0	0	0	0
34-56		1.1	0	0	1.1	0	0	0	0	0	0	0
57-78		0	1.1	9.8	1.1	0	0	0	0	0	0	0
79-101		2.2	3.3	18.5	8.7	5.4	1.1	1.1	0	0	0	0
102-123		2.2	4.3	12	5.4	2.2	1.1	1.1	0	0	0	0
124-146		1.1	5.4	1.1	0	0	0	0	0	0	0	0
147-168	1	2.2	0	0	0	0	0	0	0	0	0	0
168-191		0	0	0	0	0	0	0	0	0	0	0
192-213		1.1	0	0	0	0	0	0	0	0	0	0
214-236		0	0	0	0	0	0	0	0	0	0	0
237-258		0	0	0	0	0	0	0	0	0	0	0
259-281		0	1.1	0	0	0	0	0	0	0	0	0
282-303		0	0	1.1	0	0	0	0	0	0	0	0
304-326		1.1	1.1	0	0	0	0	0	0	0	0	0
327-348		0	0	0	0	0	0	0	0	0	0	0

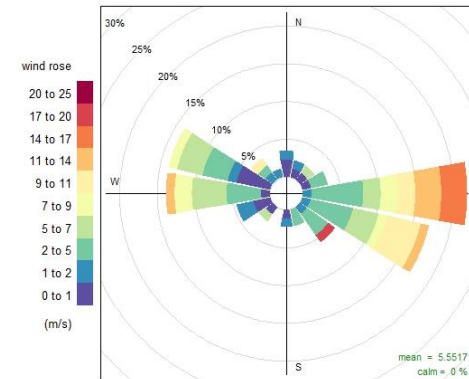


Speed Direction	calm	0-1	1-2	2-5	5-7	7-9	9-11	11-14	14-17	17-20	20-25	25 +
349-11		0	3.3	0	0	0	0	0	0	0	0	0
12-33		2.2	0	0	0	0	0	0	0	0	0	0
34-56		2.2	2.2	0	0	0	0	0	0	0	0	0
57-78		1.1	1.1	3.3	1.1	0	0	0	0	0	0	0
79-101		1.1	2.2	14.1	8.7	5.4	2.2	0	0	0	0	0
102-123		0	1.1	6.5	1.1	5.4	4.3	0	1.1	0	0	0
124-146		2.2	1.1	1.1	0	0	0	0	0	0	0	0
147-168	0	0	1.1	0	0	0	0	0	0	0	0	0
168-191		1.1	2.2	1.1	0	0	0	0	0	0	0	0
192-213		0	0	2.2	0	0	0	0	0	0	0	0
214-236		0	0	0	0	0	0	0	0	0	0	0
237-258		4.3	0	0	0	0	0	0	0	0	0	0
259-281		1.1	1.1	4.3	1.1	0	0	0	0	0	0	0
282-303		1.1	2.2	2.2	0	0	0	0	0	0	0	0
304-326		0	1.1	0	0	0	0	0	0	0	0	0
327-348		0	0	0	0	0	0	0	0	0	0	0



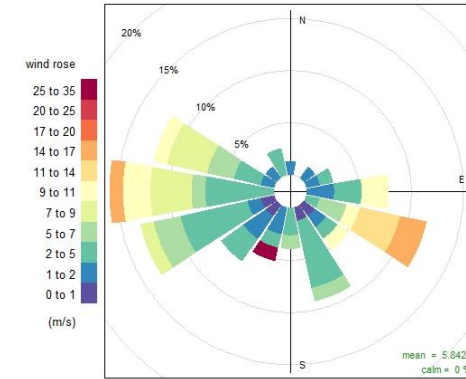
Frequency of counts by wind direction (%)

Speed Direction	calm	0-1	1-2	2-5	5-7	7-9	9-11	11-14	14-17	17-20	20-25	25 +
349-11		2.3	1.1	0	0	0	0	0	0	0	0	0
12-33		1.1	1.1	0	0	0	0	0	0	0	0	0
34-56		1.1	0	0	1.1	0	0	0	0	0	0	0
57-78		1.1	0	2.3	0	0	0	0	0	0	0	0
79-101		0	1.1	6.9	2.3	2.3	2.3	3.4	3.4	0	0	0
102-123		0	1.1	5.7	3.4	1.1	4.6	1.1	0	0	0	0
124-146		0	1.1	3.4	0	0	0	0	0	1.1	0	0
147-168	0	0	0	2.3	0	0	0	0	0	0	0	0
168-191		1.1	1.1	0	0	0	0	0	0	0	0	0
192-213		0	0	0	0	0	0	0	0	0	0	0
214-236		1.1	0	0	1.1	0	0	0	0	0	0	0
237-258		2.3	2.3	0	0	0	0	0	0	0	0	0
259-281		1.1	0	4.6	4.6	2.3	0	1.1	0	0	0	0
282-303		4.6	1.1	3.4	3.4	1.1	0	0	0	0	0	0
304-326		0	1.1	1.1	0	0	1.1	0	0	0	0	0
327-348		0	1.1	0	0	0	0	0	0	0	0	0



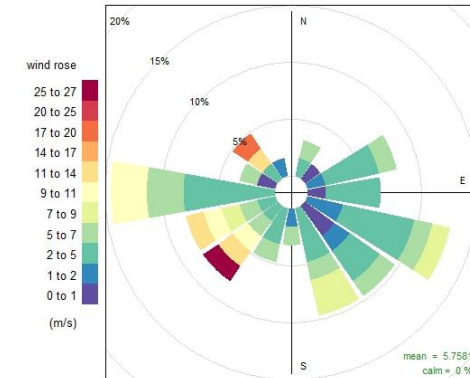
Frequency of counts by wind direction (%)

Speed Direction	calm	0-1	1-2	2-5	5-7	7-9	9-11	11-14	14-17	17-20	20-25	25 +
349-11	0	0	1.3	0	0	0	0	0	0	0	0	0
12-33		0	0	0	0	0	0	0	0	0	0	0
34-56		0	1.3	0	0	0	0	0	0	0	0	0
57-78		0	1.3	1.3	0	0	0	0	0	0	0	0
79-101		0	2.6	2.6	0	0	2.6	0	0	0	0	0
102-123		0	0	1.3	2.6	0	1.3	3.9	2.6	0	0	0
124-146		1.3	1.3	1.3	0	0	1.3	0	0	0	0	0
147-168		1.3	0	6.6	1.3	0	0	0	0	0	0	0
168-191		0	0	2.6	1.3	0	0	0	0	0	0	0
192-213		0	2.6	1.3	0	0	0	0	0	0	0	1.3
214-236		1.3	2.6	2.6	0	0	0	0	0	0	0	0
237-258		1.3	1.3	6.6	2.6	1.3	0	0	0	0	0	0
259-281		0	0	6.6	1.3	3.9	2.6	0	1.3	0	0	0
282-303		0	1.3	2.6	2.6	3.9	1.3	0	0	0	0	0
304-326		0	1.3	0	0	0	0	0	0	0	0	0
327-348		0	0	2.6	0	0	0	0	0	0	0	0



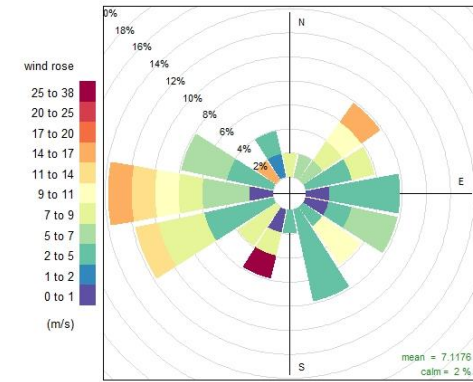
Frequency of counts by wind direction (%)

Speed Direction	calm	0-1	1-2	2-5	5-7	7-9	9-11	11-14	14-17	17-20	20-25	25 +
349-11	0	0	0	0	0	0	0	0	0	0	0	0
12-33		0	0	1.6	1.6	0	0	0	0	0	0	0
34-56		1.6	0	0	0	0	0	0	0	0	0	0
57-78		0	1.6	4.8	1.6	0	0	0	0	0	0	0
79-101		1.6	0	4.8	0	0	0	0	0	0	0	0
102-123		0	3.2	6.5	1.6	1.6	0	0	0	0	0	0
124-146		3.2	1.6	3.2	1.6	0	0	0	0	0	0	0
147-168		0	0	4.8	1.6	3.2	0	0	0	0	0	0
168-191		0	1.6	0	1.6	0	0	0	0	0	0	0
192-213		0	0	3.2	1.6	0	0	0	0	0	0	0
214-236		0	0	1.6	1.6	0	1.6	1.6	0	0	0	1.6
237-258		0	0	1.6	1.6	1.6	1.6	1.6	0	0	0	0
259-281		0	0	8.1	3.2	0	3.2	0	0	0	0	0
282-303		1.6	0	0	1.6	0	0	0	0	0	0	0
304-326		0	0	1.6	0	0	0	1.6	0	1.6	0	0
327-348		0	1.6	0	0	0	0	0	0	0	0	0



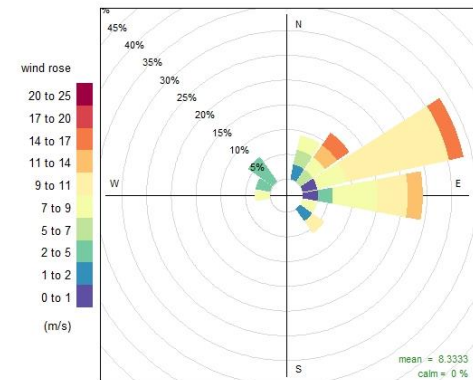
Frequency of counts by wind direction (%)

Speed Direction	calm	0-1	1-2	2-5	5-7	7-9	9-11	11-14	14-17	17-20	20-25	25 +
349-11	2	0	0	0	0	2	0	0	0	0	0	0
12-33		0	0	0	2	0	0	0	0	0	0	0
34-56		0	0	0	2	2	2	0	2	0	0	0
57-78		0	0	3.9	0	2	0	0	0	0	0	0
79-101		2	0	5.9	0	0	0	0	0	0	0	0
102-123		2	0	2	3.9	0	0	0	0	0	0	0
124-146		0	0	2	0	0	3.9	0	0	0	0	0
147-168		0	0	7.8	0	0	0	0	0	0	0	0
168-191		0	0	2	0	0	0	0	0	0	0	0
192-213		2	0	0	0	2	0	0	0	0	0	2
214-236		0	0	0	0	3.9	0	0	0	0	0	0
237-258		0	0	5.9	0	3.9	0	2	0	0	0	0
259-281		2	0	0	3.9	2	2	2	2	2	0	0
282-303		0	0	3.9	3.9	0	0	0	0	0	0	0
304-326		0	0	0	0	0	0	0	2	0	0	0
327-348		0	2	2	0	0	0	0	0	0	0	0



Frequency of counts by wind direction (%)

Speed Direction	calm	0-1	1-2	2-5	5-7	7-9	9-11	11-14	14-17	17-20	20-25	25 +
349-11	0	0	0	0	0	0	0	0	0	0	0	0
12-33		0	3	0	3	3	0	0	0	0	0	0
34-56		0	0	0	3	3	0	3	3	0	0	0
57-78		3	0	0	0	6.1	21.2	0	3	0	0	0
79-101		3	0	3	0	9.1	6.1	3	0	0	0	0
102-123		0	0	0	0	3	0	0	0	0	0	0
124-146		0	3	0	0	0	3	0	0	0	0	0
147-168		0	0	0	0	0	0	0	0	0	0	0
168-191		0	0	0	0	0	0	0	0	0	0	0
192-213		0	0	0	0	0	0	0	0	0	0	0
214-236		0	0	0	0	0	0	0	0	0	0	0
237-258		0	0	0	0	0	0	0	0	0	0	0
259-281		0	0	0	0	3	0	0	0	0	0	0
282-303		0	0	3	0	0	0	0	0	0	0	0
304-326	0	0	6.1	0	0	0	0	0	0	0	0	
327-348	0	0	0	0	0	0	0	0	0	0	0	

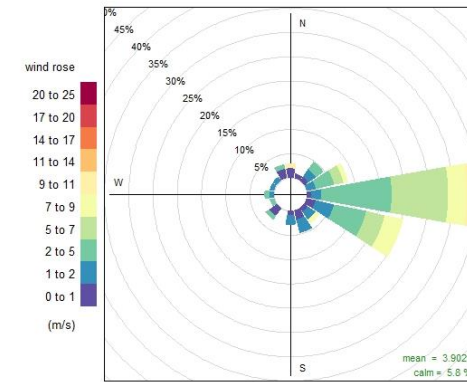


Frequency of counts by wind direction (%)

Speed Direction	calm	0-1	1-2	2-5	5-7	7-9	9-11	11-14	14-17	17-20	20-25	25 +
349-11												
12-33												
34-56												
57-78												
79-101												
102-123												
124-146												
147-168												
168-191												
192-213												
214-236												
237-258												
259-281												
282-303												
304-326												
327-348												

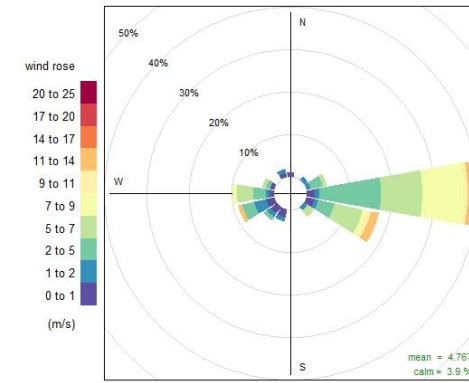
Siliguri July 925 hPa level

Speed Direction	calm	0-1	1-2	2-5	5-7	7-9	9-11	11-14	14-17	17-20	20-25	25 +
349-11		1.9	0	0	0	0	1	0	0	0	0	0
12-33		1	0	0	0	0	0	0	0	0	0	0
34-56		1	1.9	1.9	0	0	0	0	0	0	0	0
57-78		0	1.9	3.9	1.9	1	0	0	0	0	0	0
79-101		1	1.9	14.6	11.7	3.9	1	0	0	0	0	0
102-123		1.9	3.9	6.8	3.9	3.9	0	0	0	0	0	0
124-146	6	1	1.9	0	0	1	0	0	0	0	0	0
147-168		1	2.9	0	0	0	0	0	0	0	0	0
168-191		1.9	1.9	0	0	0	0	0	0	0	0	0
192-213		0	0	0	0	0	0	0	0	0	0	0
214-236		1.9	0	1	0	0	0	0	0	0	0	0
237-258		0	0	1	0	0	0	0	0	0	0	0
259-281		0	1	1	0	0	0	0	0	0	0	0
282-303		0	1	0	0	0	0	0	0	0	0	0
304-326		0	1	0	0	0	0	0	0	0	0	0
327-348		1.9	0	1	0	0	0	0	0	0	0	0



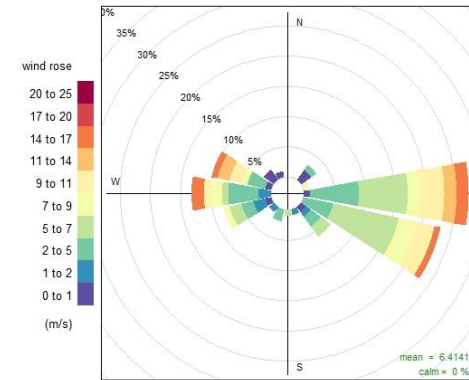
Frequency of counts by wind direction (%)

Speed Direction	calm	0-1	1-2	2-5	5-7	7-9	9-11	11-14	14-17	17-20	20-25	25 +
349-11		1	0	0	0	0	0	0	0	0	0	0
12-33		0	0	0	0	0	0	0	0	0	0	0
34-56		0	1	0	0	0	0	0	0	0	0	0
57-78		0	1	2.9	1	0	0	0	0	0	0	0
79-101		1.9	1	14.6	9.7	9.7	1	1	0	0	0	0
102-123		1.9	1	3.9	6.8	1	1	1.9	0	0	0	0
124-146	4	0	1	0	1.9	0	0	0	0	0	0	0
147-168		0	0	0	0	0	0	0	0	0	0	0
168-191		0	0	0	0	0	0	0	0	0	0	0
192-213		1.9	1	0	0	0	0	0	0	0	0	0
214-236		1.9	1	1	0	0	0	0	0	0	0	0
237-258		1.9	2.9	2.9	0	0	0	1	0	0	0	0
259-281		1	1	2.9	3.9	1	0	0	0	0	0	0
282-303		1	0	1	1	0	0	0	0	0	0	0
304-326		0	0	0	0	0	0	0	0	0	0	0
327-348		1	1	0	0	0	0	0	0	0	0	0



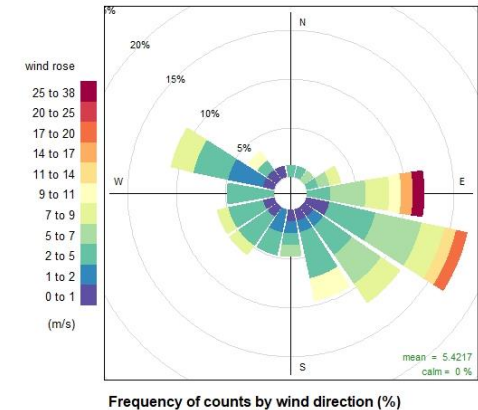
Frequency of counts by wind direction (%)

Speed Direction	calm	0-1	1-2	2-5	5-7	7-9	9-11	11-14	14-17	17-20	20-25	25 +
349-11		0	0	0	0	0	0	0	0	0	0	0
12-33		0	0	0	0	0	0	0	0	0	0	0
34-56		2	0	1	0	0	0	0	0	0	0	0
57-78		0	0	0	0	1	0	0	0	0	0	0
79-101		1	0	8.1	8.1	2	4	2	2	0	0	0
102-123		0	0	5.1	11.1	3	3	0	1	0	0	0
124-146	0	1	1	2	2	0	0	0	0	0	0	0
147-168		0	1	0	0	0	0	0	0	0	0	0
168-191		0	0	0	1	0	0	0	0	0	0	0
192-213		0	0	2	0	0	0	0	0	0	0	0
214-236		0	1	0	0	0	0	0	0	0	0	0
237-258		1	2	2	2	1	0	0	0	0	0	0
259-281		0	2	5.1	1	2	1	0	2	0	0	0
282-303		1	0	3	0	1	2	2	1	0	0	0
304-326		2	0	0	0	0	0	0	0	0	0	0
327-348		1	0	0	0	0	0	0	0	0	0	0

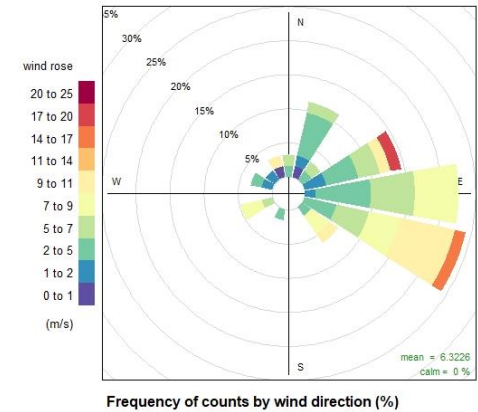


Frequency of counts by wind direction (%)

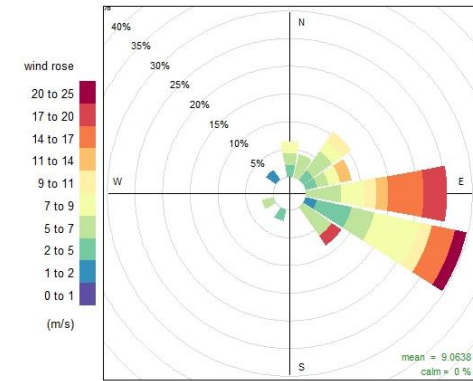
Speed Direction	calm	0-1	1-2	2-5	5-7	7-9	9-11	11-14	14-17	17-20	20-25	25 +
349-11	0	0	0	1.2	0	0	0	0	0	0	0	0
12-33		0	0	1.2	0	0	0	0	0	0	0	0
34-56		0	0	0	1.2	0	0	0	0	0	0	0
57-78		0	0	1.2	1.2	1.2	0	0	0	0	0	0
79-101		0	0	2.4	3.6	2.4	1.2	0	1.2	0	0	1.2
102-123		2.4	0	4.8	4.8	2.4	0	1.2	0	1.2	0	0
124-146		1.2	1.2	3.6	3.6	2.4	0	0	0	0	0	0
147-168		1.2	1.2	4.8	0	0	2.4	0	0	0	0	0
168-191		1.2	1.2	1.2	1.2	0	0	0	0	0	0	0
192-213		0	2.4	2.4	0	0	0	0	0	0	0	0
214-236		1.2	0	3.6	0	1.2	0	0	0	0	0	0
237-258		1.2	0	3.6	0	1.2	0	0	0	0	0	0
259-281		0	0	4.8	0	0	0	0	0	0	0	0
282-303		1.2	3.6	3.6	0	2.4	0	0	0	0	0	0
304-326		1.2	0	1.2	0	0	1.2	0	0	0	0	0
327-348		1.2	0	0	0	0	0	0	0	0	0	0



Speed Direction	calm	0-1	1-2	2-5	5-7	7-9	9-11	11-14	14-17	17-20	20-25	25 +
349-11	0	0	0	1.6	1.6	0	0	0	0	0	0	0
12-33		1.6	1.6	6.5	1.6	0	0	0	0	0	0	0
34-56		0	0	1.6	1.6	0	0	0	0	0	0	0
57-78		0	3.2	4.8	3.2	0	1.6	0	0	1.6	0	0
79-101		0	1.6	8.1	6.5	6.5	0	0	0	0	0	0
102-123		0	0	4.8	4.8	4.8	8.1	0	1.6	0	0	0
124-146		0	0	1.6	0	3.2	1.6	0	0	0	0	0
147-168		0	0	0	0	0	0	0	0	0	0	0
168-191		0	0	0	0	0	0	0	0	0	0	0
192-213		0	0	1.6	0	0	0	0	0	0	0	0
214-236		0	0	0	0	0	0	0	0	0	0	0
237-258		0	0	0	1.6	3.2	0	0	0	0	0	0
259-281		0	0	0	0	0	0	0	0	0	0	0
282-303		0	1.6	1.6	0	0	0	0	0	0	0	0
304-326		0	1.6	0	0	0	0	0	0	0	0	0
327-348		1.6	0	0	0	0	1.6	0	0	0	0	0

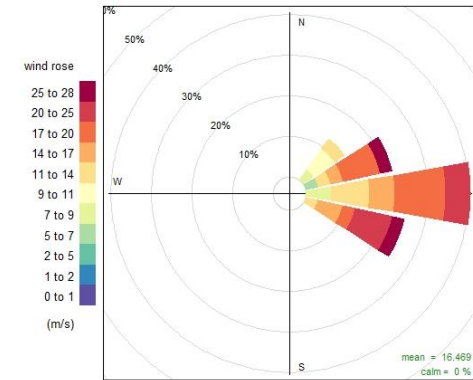


Speed Direction	calm	0-1	1-2	2-5	5-7	7-9	9-11	11-14	14-17	17-20	20-25	25 +
349-11	0	0	0	2.1	2.1	2.1	0	0	0	0	0	0
12-33		0	0	0	4.3	0	0	0	0	0	0	0
34-56		0	0	2.1	4.3	2.1	2.1	0	0	0	0	0
57-78		0	0	2.1	2.1	2.1	0	2.1	0	0	0	0
79-101		0	0	0	6.4	4.3	2.1	2.1	6.4	4.3	0	0
102-123		0	2.1	6.4	4.3	8.5	2.1	0	4.3	0	2.1	0
124-146		0	0	0	6.4	0	0	0	0	2.1	0	0
147-168		0	0	0	0	0	0	0	0	0	0	0
168-191		0	0	0	0	0	0	0	0	0	0	0
192-213		0	0	2.1	0	0	0	0	0	0	0	0
214-236		0	0	0	0	0	0	0	0	0	0	0
237-258		0	0	0	2.1	0	0	0	0	0	0	0
259-281		0	0	0	0	0	0	0	0	0	0	0
282-303		0	0	0	0	0	0	0	0	0	0	0
304-326		0	2.1	0	0	0	0	0	0	0	0	0
327-348		0	0	0	0	0	0	0	0	0	0	0



Frequency of counts by wind direction (%)

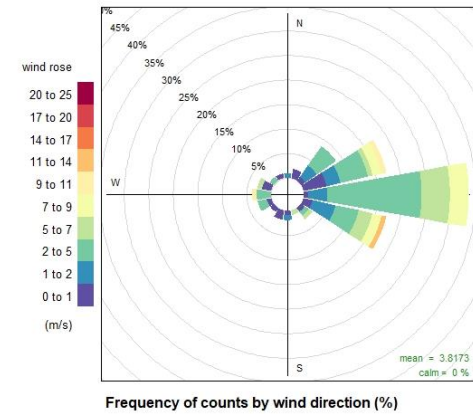
Speed Direction	calm	0-1	1-2	2-5	5-7	7-9	9-11	11-14	14-17	17-20	20-25	25 +	
349-11	0	0	0	0	0	0	0	0	0	0	0	0	
12-33		0	0	0	0	0	0	0	0	0	0	0	
34-56		0	0	0	0	0	3.1	6.2	3.1	0	0	0	0
57-78		0	0	0	0	3.1	0	0	3.1	3.1	9.4	0	3.1
79-101		0	0	0	0	0	6.2	0	9.4	6.2	12.5	6.2	0
102-123		0	0	0	0	0	0	0	3.1	6.2	3.1	9.4	3.1
124-146		0	0	0	0	0	0	0	0	0	0	0	0
147-168		0	0	0	0	0	0	0	0	0	0	0	0
168-191		0	0	0	0	0	0	0	0	0	0	0	0
192-213		0	0	0	0	0	0	0	0	0	0	0	0
214-236		0	0	0	0	0	0	0	0	0	0	0	0
237-258		0	0	0	0	0	0	0	0	0	0	0	0
259-281		0	0	0	0	0	0	0	0	0	0	0	0
282-303		0	0	0	0	0	0	0	0	0	0	0	0
304-326		0	0	0	0	0	0	0	0	0	0	0	0
327-348		0	0	0	0	0	0	0	0	0	0	0	0



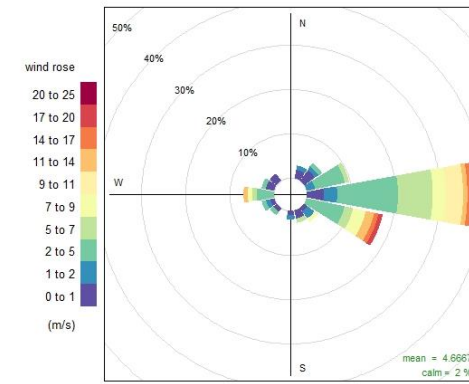
Frequency of counts by wind direction (%)

Speed Direction	calm	0-1	1-2	2-5	5-7	7-9	9-11	11-14	14-17	17-20	20-25	25 +
349-11												
12-33												
34-56												
57-78												
79-101												
102-123												
124-146												
147-168												
168-191												
192-213												
214-236												
237-258												
259-281												
282-303												
304-326												
327-348												

Speed Direction	calm	0-1	1-2	2-5	5-7	7-9	9-11	11-14	14-17	17-20	20-25	25 +
349-11		0	1	0	0	0	0	0	0	0	0	0
12-33		1.9	0	0	0	0	0	0	0	0	0	0
34-56		1	2.9	4.8	0	0	0	0	0	0	0	0
57-78		4.8	2.9	5.8	1	1.9	1	0	0	0	0	0
79-101		1	3.8	19.2	5.8	3.8	0	0	0	0	0	0
102-123		1.9	4.8	4.8	2.9	1.9	0	1	0	0	0	0
124-146		1	0	1	1	0	0	0	0	0	0	0
147-168	0	0	0	0	1	0	0	0	0	0	0	0
168-191		1	1	0	0	0	0	0	0	0	0	0
192-213		1.9	0	0	0	0	0	0	0	0	0	0
214-236		1	0	0	0	0	0	0	0	0	0	0
237-258		1	0	1.9	0	0	0	0	0	0	0	0
259-281		0	0	2.9	0	0	1	0	0	0	0	0
282-303		1.9	0	0	1	0	0	0	0	0	0	0
304-326		0	0	1	0	0	0	0	0	0	0	0
327-348		1	0	0	0	0	0	0	0	0	0	0

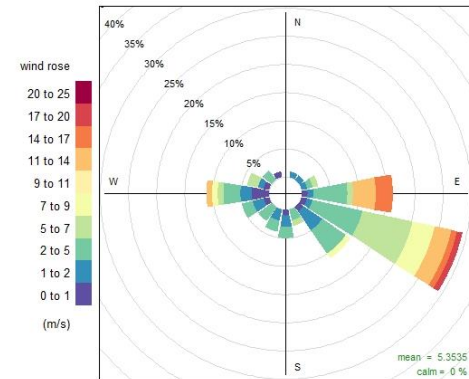


Speed Direction	calm	0-1	1-2	2-5	5-7	7-9	9-11	11-14	14-17	17-20	20-25	25 +
349-11	2	0	0	0	0	0	0	0	0	0	0	0
12-33		2	1	0	0	0	0	0	0	0	0	0
34-56		2.9	1	1	0	0	0	0	0	0	0	0
57-78		0	2	6.9	1	0	0	0	0	0	0	0
79-101		3.9	2.9	13.7	7.8	2.9	3.9	1	1	0	0	0
102-123		0	0	8.8	2	2.9	0	2	1	1	0	0
124-146		1	2	0	0	1	0	0	0	0	0	0
147-168		2	0	0	1	0	0	0	0	0	0	0
168-191		1	1	0	0	0	0	0	0	0	0	0
192-213		0	0	0	0	0	0	0	0	0	0	0
214-236		1	0	1	0	0	0	0	0	0	0	0
237-258		1	1	1	0	0	0	0	0	0	0	0
259-281		0	0	3.9	1	1	0	1	0	0	0	0
282-303		2	0	1	0	0	0	0	0	0	0	0
304-326		2	0	0	0	0	0	0	0	0	0	0
327-348		0	0	0	0	0	0	0	0	0	0	0



Frequency of counts by wind direction (%)

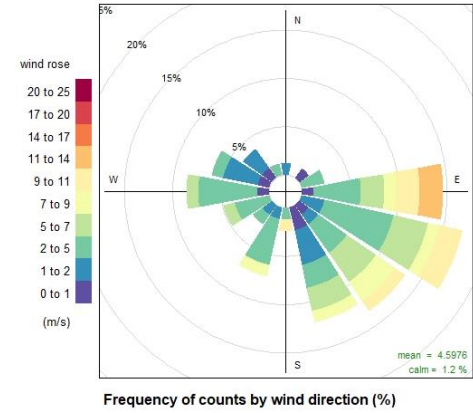
Speed Direction	calm	0-1	1-2	2-5	5-7	7-9	9-11	11-14	14-17	17-20	20-25	25 +
349-11	0	0	0	0	0	0	0	0	0	0	0	0
12-33		0	1	0	0	0	0	0	0	0	0	0
34-56		0	1	0	0	0	0	0	0	0	0	0
57-78		0	1	1	1	0	0	0	0	0	0	0
79-101		1	1	6.1	1	0	0	4	3	0	0	0
102-123		1	1	9.1	9.1	4	0	3	1	1	0	0
124-146		1	4	5.1	0	1	0	0	0	0	0	0
147-168		0	0	2	1	0	0	0	0	0	0	0
168-191		1	2	2	0	0	0	0	0	0	0	0
192-213		0	2	2	0	0	0	0	0	0	0	0
214-236		0	0	3	0	0	0	0	0	0	0	0
237-258		1	2	2	0	0	0	0	0	0	0	0
259-281		3	2	3	1	1	0	1	0	0	0	0
282-303		1	1	0	2	0	0	0	0	0	0	0
304-326		0	0	2	0	0	0	0	0	0	0	0
327-348		1	0	0	0	0	0	0	0	0	0	0



Frequency of counts by wind direction (%)

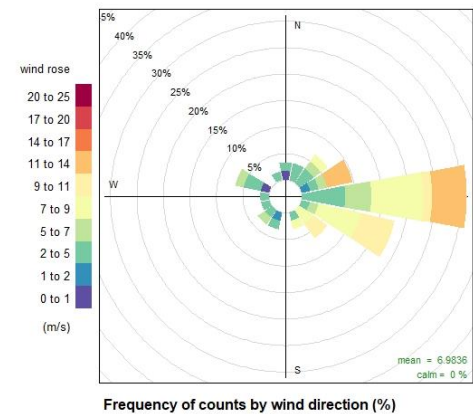
August 500 hPa level

Speed Direction	calm	0-1	1-2	2-5	5-7	7-9	9-11	11-14	14-17	17-20	20-25	25 +
349-11		0	1.2	0	0	0	0	0	0	0	0	0
12-33		0	0	0	0	0	0	0	0	0	0	0
34-56		1.2	0	0	0	0	0	0	0	0	0	0
57-78		0	0	2.4	0	0	0	0	0	0	0	0
79-101		1.2	0	4.9	2.4	1.2	2.4	2.4	0	0	0	0
102-123		0	2.4	7.3	3.7	1.2	2.4	0	0	0	0	0
124-146		1.2	1.2	3.7	3.7	2.4	1.2	0	0	0	0	0
147-168	1	2.4	3.7	1.2	2.4	1.2	0	0	0	0	0	0
168-191		0	0	2.4	0	0	1.2	0	0	0	0	0
192-213		0	1.2	4.9	0	1.2	0	0	0	0	0	0
214-236		0	1.2	1.2	0	0	0	0	0	0	0	0
237-258		0	0	3.7	1.2	0	0	0	0	0	0	0
259-281		1.2	0	6.1	1.2	0	0	0	0	0	0	0
282-303		1.2	3.7	1.2	0	0	0	0	0	0	0	0
304-326		1.2	2.4	0	0	0	0	0	0	0	0	0
327-348		0	0	1.2	0	0	0	0	0	0	0	0

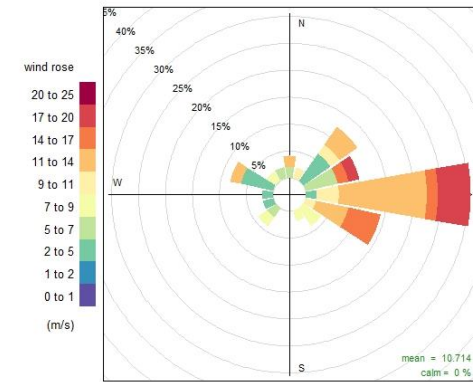


Siliguri August 300 hPa level

Speed Direction	calm	0-1	1-2	2-5	5-7	7-9	9-11	11-14	14-17	17-20	20-25	25 +
349-11		1.6	0	1.6	0	0	0	0	0	0	0	0
12-33		0	0	3.3	0	0	0	0	0	0	0	0
34-56		0	0	3.3	1.6	1.6	0	0	0	0	0	0
57-78		0	1.6	1.6	1.6	0	0	4.9	0	0	0	0
79-101		0	0	8.2	4.9	9.8	1.6	6.6	0	0	0	0
102-123		0	0	1.6	1.6	8.2	6.6	0	0	0	0	0
124-146		0	0	0	0	3.3	3.3	0	0	0	0	0
147-168	0	0	0	1.6	0	1.6	0	0	0	0	0	0
168-191		0	0	0	0	0	0	0	0	0	0	0
192-213		0	1.6	1.6	0	0	0	0	0	0	0	0
214-236		0	0	1.6	1.6	0	0	0	0	0	0	0
237-258		0	0	1.6	0	0	0	0	0	0	0	0
259-281		0	0	1.6	0	0	0	0	0	0	0	0
282-303		1.6	0	3.3	1.6	0	0	0	0	0	0	0
304-326		0	0	0	0	0	0	0	0	0	0	0
327-348		0	0	1.6	0	0	0	0	0	0	0	0

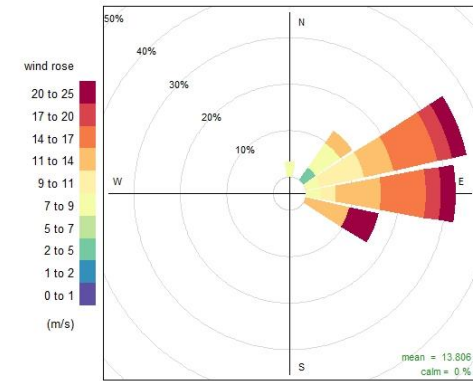


Speed Direction	calm	0-1	1-2	2-5	5-7	7-9	9-11	11-14	14-17	17-20	20-25	25 +
349-11	0	0	0	0	2	0	0	2	0	0	0	0
12-33	0	0	0	0	0	0	2	0	0	0	0	0
34-56	0	0	6.1	0	0	0	2	4.1	0	0	0	0
57-78	0	0	0	6.1	0	0	0	0	2	2	0	0
79-101	0	0	2	0	0	0	4.1	16.3	2	6.1	0	0
102-123	0	0	0	0	0	0	2	6.1	6.1	0	0	0
124-146	0	0	0	0	0	4.1	0	0	0	0	0	0
147-168	0	0	0	0	0	2	0	0	0	0	0	0
168-191	0	0	0	0	0	0	0	0	0	0	0	0
192-213	0	0	0	0	0	0	0	0	0	0	0	0
214-236	0	0	0	2	2	0	0	0	0	0	0	0
237-258	0	0	2	0	0	0	0	0	0	0	0	0
259-281	0	0	2	0	0	0	0	0	0	0	0	0
282-303	0	0	6.1	0	0	0	0	2	0	0	0	0
304-326	0	0	0	0	2	0	0	0	0	0	0	0
327-348	0	0	0	2	0	0	0	0	0	0	0	0



Frequency of counts by wind direction (%)

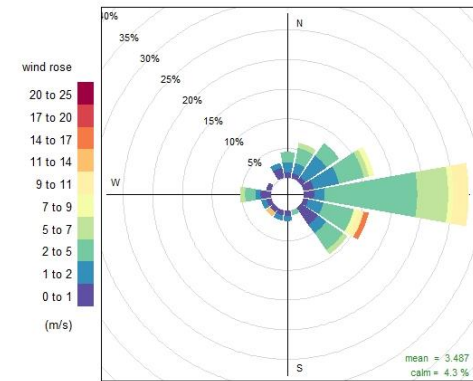
Speed Direction	calm	0-1	1-2	2-5	5-7	7-9	9-11	11-14	14-17	17-20	20-25	25 +
349-11	0	0	0	0	0	3.2	0	0	0	0	0	0
12-33	0	0	0	0	0	0	0	0	0	0	0	0
34-56	0	0	3.2	0	6.5	0	3.2	0	0	0	0	0
57-78	0	0	0	0	3.2	9.7	6.5	9.7	3.2	3.2	0	0
79-101	0	0	0	0	3.2	3.2	9.7	9.7	3.2	3.2	0	0
102-123	0	0	0	0	0	0	9.7	0	0	6.5	0	0
124-146	0	0	0	0	0	0	0	0	0	0	0	0
147-168	0	0	0	0	0	0	0	0	0	0	0	0
168-191	0	0	0	0	0	0	0	0	0	0	0	0
192-213	0	0	0	0	0	0	0	0	0	0	0	0
214-236	0	0	0	0	0	0	0	0	0	0	0	0
237-258	0	0	0	0	0	0	0	0	0	0	0	0
259-281	0	0	0	0	0	0	0	0	0	0	0	0
282-303	0	0	0	0	0	0	0	0	0	0	0	0
304-326	0	0	0	0	0	0	0	0	0	0	0	0
327-348	0	0	0	0	0	0	0	0	0	0	0	0



Frequency of counts by wind direction (%)

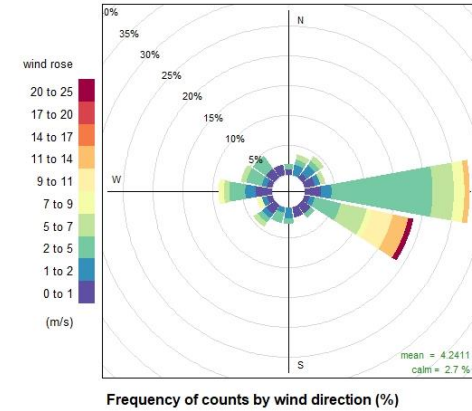
Speed Direction	calm	0-1	1-2	2-5	5-7	7-9	9-11	11-14	14-17	17-20	20-25	25 +
349-11												
12-33												
34-56												
57-78												
79-101												
102-123												
124-146												
147-168												
168-191												
192-213												
214-236												
237-258												
259-281												
282-303												
304-326												
327-348												

Speed Direction	calm	0-1	1-2	2-5	5-7	7-9	9-11	11-14	14-17	17-20	20-25	25 +
349-11		0.9	1.7	1.7	0	0	0	0	0	0	0	0
12-33		0.9	1.7	2.6	0.9	0	0	0	0	0	0	0
34-56		0.9	4.3	2.6	0	0	0	0	0	0	0	0
57-78		1.7	4.3	4.3	0.9	0.9	0	0	0	0	0	0
79-101		1.7	1.7	15.7	5.2	0.9	2.6	0	0	0	0	0
102-123		0.9	2.6	5.2	0	0.9	0.9	0	0.9	0	0	0
124-146		3.5	1.7	3.5	0.9	0	0	0	0	0	0	0
147-168	4	0	0	0.9	0	0	0	0	0	0	0	0
168-191		0.9	0.9	0	0	0	0	0	0	0	0	0
192-213		0.9	0.9	0	0	0	0	0	0	0	0	0
214-236		0.9	0	0	0	0	0	0.9	0	0	0	0
237-258		0.9	0.9	0	0	0	0	0	0	0	0	0
259-281		1.7	0.9	1.7	0.9	0	0	0	0	0	0	0
282-303		0.9	0	0	0	0	0	0	0	0	0	0
304-326		0	0	0	0	0	0	0	0	0	0	0
327-348		1.7	0.9	0	0	0	0	0	0	0	0	0

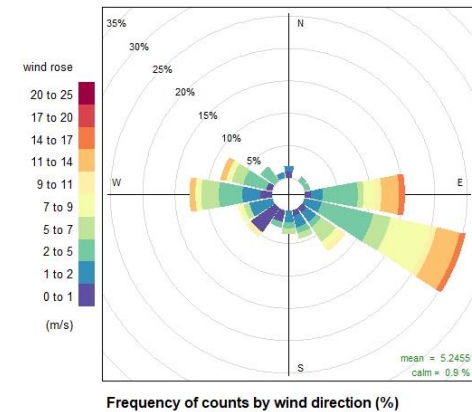


Frequency of counts by wind direction (%)

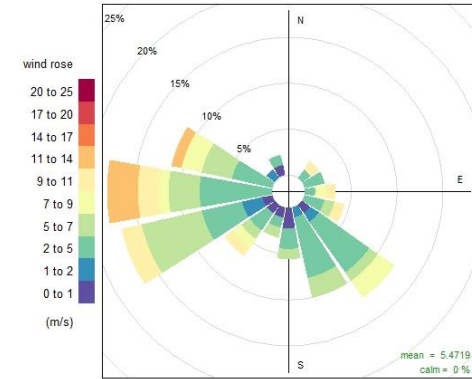
Speed Direction	calm	0-1	1-2	2-5	5-7	7-9	9-11	11-14	14-17	17-20	20-25	25 +
349-11		0.9	0	0.9	0	0	0	0	0	0	0	0
12-33		0	1.8	0.9	0.9	0	0	0	0	0	0	0
34-56		0.9	1.8	0.9	0.9	0	0	0	0	0	0	0
57-78		1.8	0.9	0	0.9	0	0	0	0	0	0	0
79-101		2.7	1.8	1.7	3.6	1.8	0	0.9	0	0	0	0
102-123		0.9	0.9	4.5	4.5	0.9	3.6	2.7	0	0	0.9	0
124-146		1.8	0	0.9	0	0	0	0	0	0	0	0
147-168	3	1.8	0	0	0	0	0	0	0	0	0	0
168-191		0	1.8	0.9	0	0	0	0	0	0	0	0
192-213		0	0.9	1.8	0	0	0	0	0	0	0	0
214-236		1.8	0.9	0.9	0.9	0	0	0	0	0	0	0
237-258		0.9	0.9	0	0	0.9	0	0	0	0	0	0
259-281		2.7	1.8	2.7	0.9	0.9	0	0	0	0	0	0
282-303		0.9	0.9	2.7	0.9	0	0	0	0	0	0	0
304-326		1.8	0	2.7	0	0	0	0	0	0	0	0
327-348		1.8	0	0	0	0	0	0	0	0	0	0



Speed Direction	calm	0-1	1-2	2-5	5-7	7-9	9-11	11-14	14-17	17-20	20-25	25 +
349-11		0.9	0.9	0	0	0	0	0	0	0	0	0
12-33		0	0	0	0	0	0	0	0	0	0	0
34-56		0	0	0.9	0	0	0	0	0	0	0	0
57-78		0	0	0.9	0	0	0	0	0	0	0	0
79-101		0.9	1.8	5.5	0.9	1.8	0.9	2.7	0.9	0	0	0
102-123		0	2.7	8.2	2.7	6.4	0.9	3.6	0.9	0	0	0
124-146		0.9	1.8	0.9	2.7	0.9	0.9	0	0	0	0	0
147-168	1	0.9	1.8	0.9	0	0	0	0	0	0	0	0
168-191		0	1.8	0.9	1.8	0	0	0	0	0	0	0
192-213		1.8	0	0.9	0	0	0	0	0	0	0	0
214-236		4.5	0	0	0	0	0.9	0	0	0	0	0
237-258		0	3.6	0	0.9	0.9	0	0	0	0	0	0
259-281		1.8	2.7	3.6	2.7	0.9	0	0.9	0	0	0	0
282-303		0.9	0	3.6	1.8	0.9	0	0.9	0	0	0	0
304-326		0	0	2.7	0	0	0	0	0	0	0	0
327-348		0	0.9	0	0	0	0	0	0	0	0	0

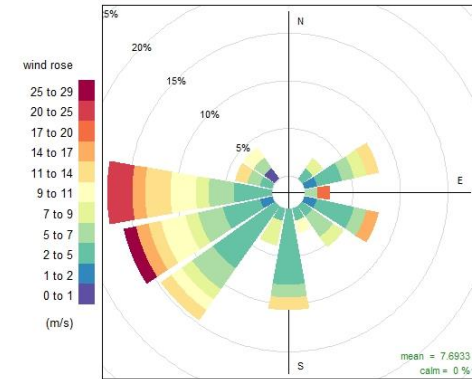


Speed Direction	calm	0-1	1-2	2-5	5-7	7-9	9-11	11-14	14-17	17-20	20-25	25 +
349-11	0	0	0	0	0	0	0	0	0	0	0	0
12-33	0	0	0	0	0	0	0	0	0	0	0	0
34-56	0	0	1.1	0	0	1.1	0	0	0	0	0	0
57-78	0	0	2.2	0	0	0	0	0	0	0	0	0
79-101	0	0	1.1	0	1.1	1.1	0	0	0	0	0	0
102-123	0	0	2.2	1.1	0	1.1	0	0	0	0	0	0
124-146	1.1	1.1	6.7	1.1	2.2	0	0	0	0	0	0	0
147-168	0	1.1	6.7	2.2	0	0	0	0	0	0	0	0
168-191	2.2	0	2.2	1.1	0	0	0	0	0	0	0	0
192-213	1.1	0	1.1	1.1	0	0	0	0	0	0	0	0
214-236	1.1	0	2.2	1.1	1.1	1.1	0	0	0	0	0	0
237-258	1.1	2.2	4.5	6.7	0	2.2	0	0	0	0	0	0
259-281	0	0	7.9	3.4	1.1	2.2	3.4	0	0	0	0	0
282-303	0	0	4.5	3.4	2.2	0	1.1	0	0	0	0	0
304-326	0	1.1	0	0	0	0	0	0	0	0	0	0
327-348	1.1	0	1.1	0	0	0	0	0	0	0	0	0



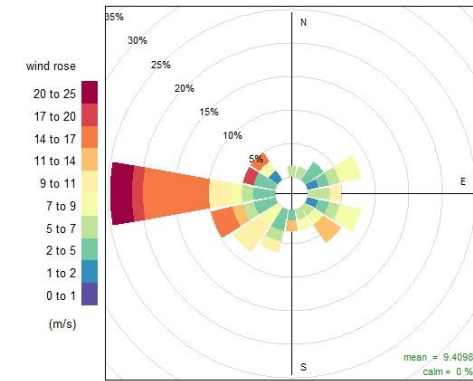
Frequency of counts by wind direction (%)

Speed Direction	calm	0-1	1-2	2-5	5-7	7-9	9-11	11-14	14-17	17-20	20-25	25 +
349-11	0	0	0	0	0	0	0	0	0	0	0	0
12-33	0	0	0	0	0	0	0	0	0	0	0	0
34-56	0	0	1.3	0	1.3	0	0	0	0	0	0	0
57-78	0	1.3	2.7	1.3	1.3	0	1.3	0	0	0	0	0
79-101	0	0	0	1.3	0	0	0	0	1.3	0	0	0
102-123	0	1.3	4	1.3	0	0	0	1.3	0	0	0	0
124-146	0	0	1.3	2.7	1.3	0	0	0	0	0	0	0
147-168	0	0	1.3	0	1.3	0	1.3	0	0	0	0	0
168-191	0	0	8	1.3	0	0	1.3	0	0	0	0	0
192-213	0	0	1.3	0	2.7	0	0	0	0	0	0	0
214-236	0	0	8	2.7	1.3	1.3	1.3	1.3	0	0	0	0
237-258	0	1.3	4	2.7	1.3	2.7	1.3	1.3	1.3	0	0	1.3
259-281	0	0	4	2.7	1.3	2.7	2.7	1.3	0	2.7	0	0
282-303	0	0	1.3	1.3	0	0	1.3	0	0	0	0	0
304-326	1.3	0	0	1.3	0	1.3	0	0	0	0	0	0
327-348	0	0	0	0	0	0	0	0	0	0	0	0



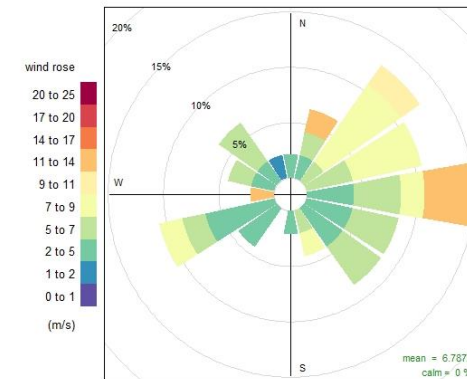
Frequency of counts by wind direction (%)

Speed Direction	calm	0-1	1-2	2-5	5-7	7-9	9-11	11-14	14-17	17-20	20-25	25 +
349-11	0	0	0	0	1.6	0	0	0	0	0	0	0
12-33	0	0	0	0	1.6	0	0	0	0	0	0	0
34-56	0	0	0	3.3	0	0	0	0	0	0	0	0
57-78	0	1.6	1.6	1.6	3.3	0	0	0	0	0	0	0
79-101	0	0	0	0	3.3	0	1.6	0	0	0	0	0
102-123	0	1.6	1.6	1.6	3.3	0	0	0	0	0	0	0
124-146	0	0	0	0	1.6	1.6	0	3.3	0	0	0	0
147-168	0	0	0	0	0	1.6	0	0	0	0	0	0
168-191	0	0	0	1.6	1.6	0	0	1.6	0	0	0	0
192-213	0	0	0	3.3	1.6	0	1.6	0	0	0	0	0
214-236	0	0	0	0	0	3.3	4.9	0	0	0	0	0
237-258	0	0	0	3.3	1.6	0	0	1.6	3.3	0	0	0
259-281	0	0	0	3.3	1.6	1.6	3.3	0	9.8	1.6	3.3	0
282-303	0	0	0	3.3	0	0	0	0	0	1.6	0	0
304-326	0	1.6	0	0	0	1.6	0	0	1.6	0	0	0
327-348	0	0	0	0	0	0	0	0	0	0	0	0



Frequency of counts by wind direction (%)

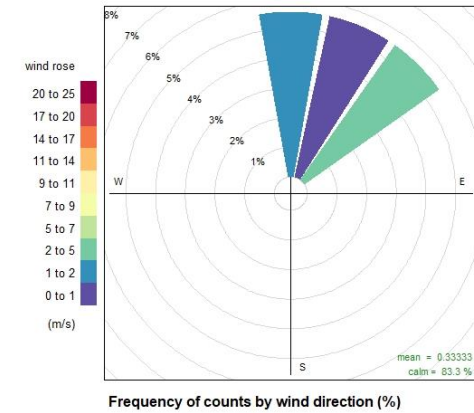
Speed Direction	calm	0-1	1-2	2-5	5-7	7-9	9-11	11-14	14-17	17-20	20-25	25 +
349-11	0	0	0	2.1	0	0	0	0	0	0	0	0
12-33	0	0	0	2.1	2.1	0	0	2.1	0	0	0	0
34-56	0	0	0	0	2.1	8.5	2.1	0	0	0	0	0
57-78	0	0	0	0	4.3	6.4	0	0	0	0	0	0
79-101	0	0	0	4.3	4.3	2.1	0	4.3	0	0	0	0
102-123	0	0	0	4.3	4.3	0	0	0	0	0	0	0
124-146	0	0	0	4.3	4.3	0	0	0	0	0	0	0
147-168	0	0	0	0	2.1	2.1	0	0	0	0	0	0
168-191	0	0	0	2.1	0	0	0	0	0	0	0	0
192-213	0	0	0	0	0	0	0	0	0	0	0	0
214-236	0	0	0	4.3	0	0	0	0	0	0	0	0
237-258	0	0	0	6.4	2.1	2.1	0	0	0	0	0	0
259-281	0	0	0	0	0	0	0	2.1	0	0	0	0
282-303	0	0	0	2.1	2.1	0	0	0	0	0	0	0
304-326	0	0	0	2.1	4.3	0	0	0	0	0	0	0
327-348	0	2.1	0	0	0	0	0	0	0	0	0	0



Frequency of counts by wind direction (%)

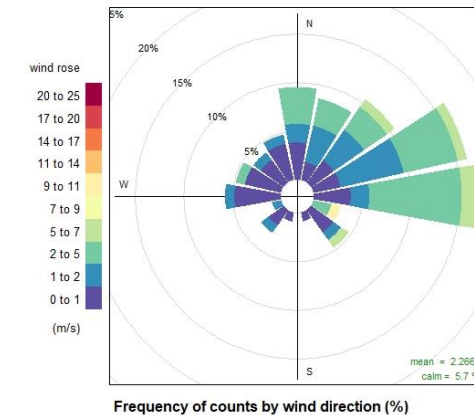
October 1000 hPa level

Speed Direction	calm	0-1	1-2	2-5	5-7	7-9	9-11	11-14	14-17	17-20	20-25	25 +
349-11	83	0	5.6	0	0	0	0	0	0	0	0	0
12-33		5.6	0	0	0	0	0	0	0	0	0	0
34-56		0	0	5.6	0	0	0	0	0	0	0	0
57-78		0	0	0	0	0	0	0	0	0	0	0
79-101		0	0	0	0	0	0	0	0	0	0	0
102-123		0	0	0	0	0	0	0	0	0	0	0
124-146		0	0	0	0	0	0	0	0	0	0	0
147-168		0	0	0	0	0	0	0	0	0	0	0
168-191		0	0	0	0	0	0	0	0	0	0	0
192-213		0	0	0	0	0	0	0	0	0	0	0
214-236		0	0	0	0	0	0	0	0	0	0	0
237-258		0	0	0	0	0	0	0	0	0	0	0
259-281		0	0	0	0	0	0	0	0	0	0	0
282-303		0	0	0	0	0	0	0	0	0	0	0
304-326		0	0	0	0	0	0	0	0	0	0	0
327-348		0	0	0	0	0	0	0	0	0	0	0

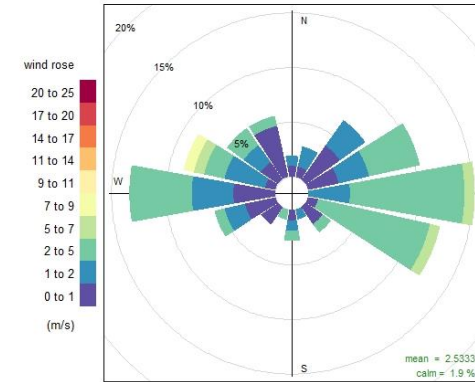


October 925 hPa level

Speed Direction	calm	0-1	1-2	2-5	5-7	7-9	9-11	11-14	14-17	17-20	20-25	25 +
349-11	6	3.8	1.9	3.8	0	0	0	0	0	0	0	0
12-33		1.9	3.8	2.9	0	0	0	0	0	0	0	0
34-56		2.9	3.8	2.9	1	0	0	0	0	0	0	0
57-78		2.9	6.7	5.7	1	0	0	0	0	0	0	0
79-101		3.8	1.9	9.5	1.9	0	0	0	0	0	0	0
102-123		0	0	1.9	0	0	1	0	0	0	0	0
124-146		2.9	1	0	1	0	0	0	0	0	0	0
147-168		1	0	0	0	0	0	0	0	0	0	0
168-191		0	0	0	0	0	0	0	0	0	0	0
192-213		1	0	0	0	0	0	0	0	0	0	0
214-236		1.9	1	0	0	0	0	0	0	0	0	0
237-258		0	1	0	0	0	0	0	0	0	0	0
259-281		4.8	1	0	0	0	0	0	0	0	0	0
282-303		3.8	0	1	0	0	0	0	0	0	0	0
304-326		2.9	1	0	0	0	0	0	0	0	0	0
327-348		3.8	1	0	0	0	0	0	0	0	0	0

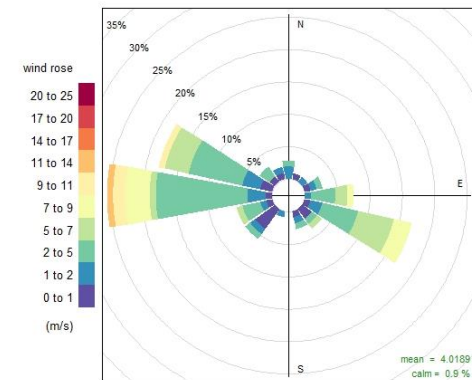


Speed Direction	calm	0-1	1-2	2-5	5-7	7-9	9-11	11-14	14-17	17-20	20-25	25 +
349-11	2	1	1	0	0	0	0	0	0	0	0	0
12-33		1	1.9	0	0	0	0	0	0	0	0	0
34-56		3.8	2.9	0	0	0	0	0	0	0	0	0
57-78		2.9	2.9	4.8	0	0	0	0	0	0	0	0
79-101		0	3.8	10.5	1	0	0	0	0	0	0	0
102-123		1	0	10.5	1	0	0	0	0	0	0	0
124-146		1.9	0	1	0	0	0	0	0	0	0	0
147-168		0	1	0	0	0	0	0	0	0	0	0
168-191		1	1	1	0	0	0	0	0	0	0	0
192-213		0	0	1	0	0	0	0	0	0	0	0
214-236		1.9	0	0	0	0	0	0	0	0	0	0
237-258		2.9	1.9	1	0	0	0	0	0	0	0	0
259-281		3.8	3.8	5.7	0	0	0	0	0	0	0	0
282-303		1	3.8	1.9	1	1	0	0	0	0	0	0
304-326		1.9	1.9	1.9	0	0	0	0	0	0	0	0
327-348		4.8	0	1	0	0	0	0	0	0	0	0



Frequency of counts by wind direction (%)

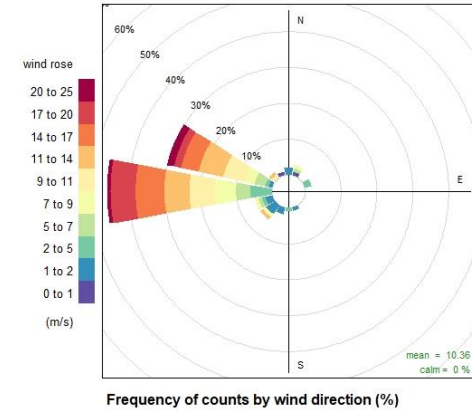
Speed Direction	calm	0-1	1-2	2-5	5-7	7-9	9-11	11-14	14-17	17-20	20-25	25 +
349-11	1	0	1.9	0.9	0	0	0	0	0	0	0	0
12-33		0.9	0	0	0	0	0	0	0	0	0	0
34-56		0	0.9	0	0	0	0	0	0	0	0	0
57-78		0.9	0.9	0.9	0	0	0	0	0	0	0	0
79-101		0	0.9	3.8	1.9	0.9	0	0	0	0	0	0
102-123		0.9	1.9	5.7	5.7	2.8	0	0	0	0	0	0
124-146		1.9	0	0.9	0.9	0	0	0	0	0	0	0
147-168		0.9	0.9	0.9	0	0	0	0	0	0	0	0
168-191		0	0	0	0	0	0	0	0	0	0	0
192-213		0	0.9	0	0	0	0	0	0	0	0	0
214-236		3.8	0.9	0.9	0	0	0	0	0	0	0	0
237-258		0.9	0.9	2.8	0.9	0	0	0	0	0	0	0
259-281		0.9	2.8	14.2	0.9	3.8	1.9	0.9	0	0	0	0
282-303		1.9	2.8	8.5	3.8	0	0.9	0	0	0	0	0
304-326		0.9	0	1.9	0	0	0	0	0	0	0	0
327-348		0.9	0.9	0	0	0	0	0	0	0	0	0



Frequency of counts by wind direction (%)

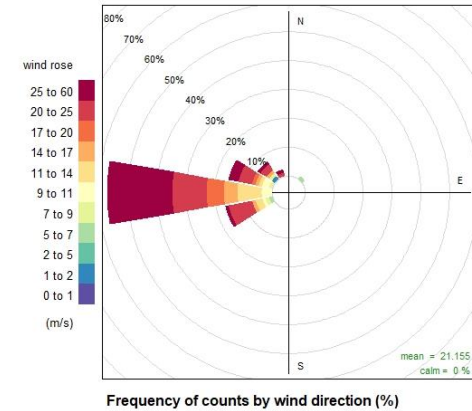
October 500 hPa level

Speed Direction	calm	0-1	1-2	2-5	5-7	7-9	9-11	11-14	14-17	17-20	20-25	25 +
349-11	0	0	2	0	0	0	0	0	0	0	0	0
12-33		1	0	0	1	1	0	0	0	0	0	0
34-56		0	0	0	0	0	0	0	0	0	0	0
57-78		0	0	2	0	0	0	0	0	0	0	0
79-101		0	0	0	0	0	0	0	0	0	0	0
102-123		0	0	0	0	0	0	0	0	0	0	0
124-146		0	0	0	0	0	0	0	0	0	0	0
147-168		0	1	0	0	0	0	0	0	0	0	0
168-191		0	0	1	0	0	0	0	0	0	0	0
192-213		0	2	0	0	0	0	0	0	0	0	0
214-236		0	3	0	0	1	0	1	0	0	0	0
237-258		0	2	1	1	1	1	0	0	0	0	0
259-281		0	0	6	4	6	7	7	8	7	1	0
282-303		0	1	1	3	3	6	7	5	2	2	0
304-326		0	0	0	0	0	1	1	0	0	0	0
327-348		1	0	0	0	0	0	0	0	0	0	0



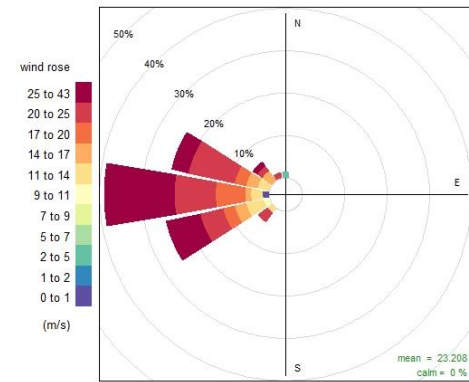
Siliguri October 300 hPa level

Speed Direction	calm	0-1	1-2	2-5	5-7	7-9	9-11	11-14	14-17	17-20	20-25	25 +
349-11	0	0	0	0	0	0	0	0	0	0	0	0
12-33		0	0	0	0	0	0	0	0	0	0	0
34-56		0	0	0	1.2	0	0	0	0	0	0	0
57-78		0	0	0	0	0	0	0	0	0	0	0
79-101		0	0	0	0	0	0	0	0	0	0	0
102-123		0	0	0	0	0	0	0	0	0	0	0
124-146		0	0	0	0	0	0	0	0	0	0	0
147-168		0	0	0	0	0	0	0	0	0	0	0
168-191		0	0	0	0	0	0	0	0	0	0	0
192-213		0	0	0	0	0	0	0	0	0	0	0
214-236		0	0	0	0	0	0	0	0	0	0	0
237-258		0	0	0	1.2	1.2	1.2	2.4	1.2	0	8.3	1.2
259-281		0	0	0	0	0	3.6	8.3	4.8	6	11.9	22.6
282-303		0	0	0	0	1.2	2.4	1.2	1.2	1.2	4.8	3.6
304-326		0	1.2	0	0	1.2	0	0	1.2	0	2.4	1.2
327-348		0	0	0	0	0	0	0	0	0	1.2	1.2



October 200 hPa level

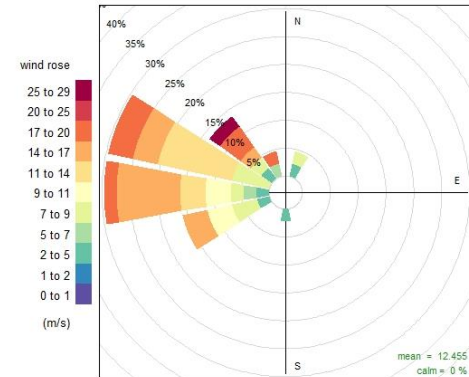
Speed Direction	calm	0-1	1-2	2-5	5-7	7-9	9-11	11-14	14-17	17-20	20-25	25 +
349-11	0	0	1.4	0	0	0	0	0	0	0	0	0
12-33	0	0	0	0	0	0	0	0	0	0	0	0
34-56	0	0	0	0	0	0	0	0	0	0	0	0
57-78	0	0	0	0	0	0	0	0	0	0	0	0
79-101	0	0	0	0	0	0	0	0	0	0	0	0
102-123	0	0	0	0	0	0	0	0	0	0	0	0
124-146	0	0	0	0	0	0	0	0	0	0	0	0
147-168	0	0	0	0	0	0	0	0	0	0	0	0
168-191	0	0	0	0	0	0	0	0	0	0	0	0
192-213	0	0	0	0	0	0	0	0	0	0	0	0
214-236	0	0	0	0	0	0	0	1.4	0	0	2.8	0
237-258	0	0	0	0	0	0	1.4	4.2	2.8	2.8	5.6	8.3
259-281	1.4	0	0	0	0	0	2.8	1.4	6.9	9.7	16.7	0
282-303	0	0	0	0	0	0	2.8	2.8	2.8	11.1	4.2	0
304-326	0	0	0	0	0	0	0	0	2.8	0	1.4	1.4
327-348	0	0	0	0	0	0	0	0	0	0	1.4	0



Frequency of counts by wind direction (%)

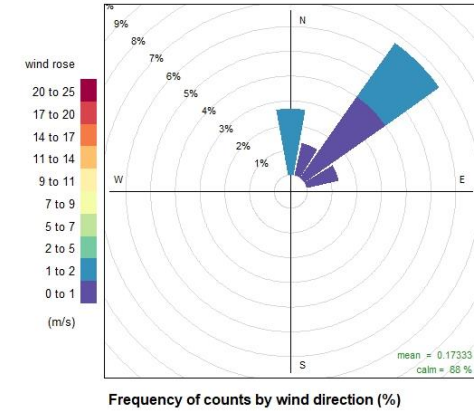
Siliguri October 100 hPa level

Speed Direction	calm	0-1	1-2	2-5	5-7	7-9	9-11	11-14	14-17	17-20	20-25	25 +
349-11	0	0	0	0	0	0	0	0	0	0	0	0
12-33	0	0	2.3	0	2.3	0	0	0	0	0	0	0
34-56	0	0	0	0	0	0	0	0	0	0	0	0
57-78	0	0	0	0	0	0	0	0	0	0	0	0
79-101	0	0	0	0	0	0	0	0	0	0	0	0
102-123	0	0	0	0	0	0	0	0	0	0	0	0
124-146	0	0	0	0	0	0	0	0	0	0	0	0
147-168	0	0	0	0	0	0	0	0	0	0	0	0
168-191	0	0	2.3	0	0	0	0	0	0	0	0	0
192-213	0	0	0	0	0	0	0	0	0	0	0	0
214-236	0	0	0	0	0	0	0	0	0	0	0	0
237-258	0	0	2.3	0	4.5	4.5	0	4.5	0	0	0	0
259-281	0	0	2.3	2.3	2.3	4.5	4.5	11.4	2.3	0	0	0
282-303	0	0	0	0	6.8	0	13.6	4.5	4.5	0	0	0
304-326	0	0	2.3	0	2.3	0	0	2.3	4.5	0	2.3	0
327-348	0	0	0	2.3	0	0	0	0	2.3	0	0	0

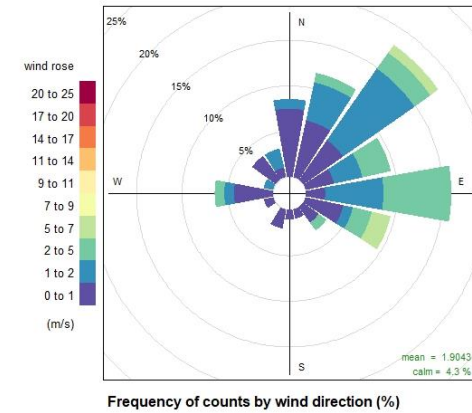


Frequency of counts by wind direction (%)

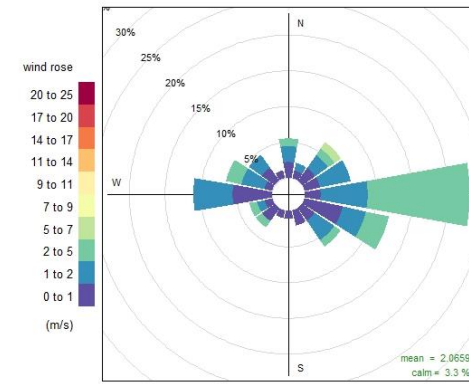
Speed Direction	calm	0-1	1-2	2-5	5-7	7-9	9-11	11-14	14-17	17-20	20-25	25 +
349-11	88	0	2.7	0	0	0	0	0	0	0	0	0
12-33		1.3	0	0	0	0	0	0	0	0	0	0
34-56		4	2.7	0	0	0	0	0	0	0	0	0
57-78		1.3	0	0	0	0	0	0	0	0	0	0
79-101		0	0	0	0	0	0	0	0	0	0	0
102-123		0	0	0	0	0	0	0	0	0	0	0
124-146		0	0	0	0	0	0	0	0	0	0	0
147-168		0	0	0	0	0	0	0	0	0	0	0
168-191		0	0	0	0	0	0	0	0	0	0	0
192-213		0	0	0	0	0	0	0	0	0	0	0
214-236		0	0	0	0	0	0	0	0	0	0	0
237-258		0	0	0	0	0	0	0	0	0	0	0
259-281		0	0	0	0	0	0	0	0	0	0	0
282-303		0	0	0	0	0	0	0	0	0	0	0
304-326		0	0	0	0	0	0	0	0	0	0	0
327-348		0	0	0	0	0	0	0	0	0	0	0



Speed Direction	calm	0-1	1-2	2-5	5-7	7-9	9-11	11-14	14-17	17-20	20-25	25 +
349-11	4	7.4	1.1	0	0	0	0	0	0	0	0	0
12-33		6.4	4.3	1.1	0	0	0	0	0	0	0	0
34-56		5.3	9.6	2.1	1.1	0	0	0	0	0	0	0
57-78		3.2	3.2	3.2	0	0	0	0	0	0	0	0
79-101		2.1	6.4	7.4	0	0	0	0	0	0	0	0
102-123		4.3	1.1	2.1	2.1	0	0	0	0	0	0	0
124-146		2.1	0	1.1	0	0	0	0	0	0	0	0
147-168		1.1	0	0	0	0	0	0	0	0	0	0
168-191		1.1	0	0	0	0	0	0	0	0	0	0
192-213		2.1	0	0	0	0	0	0	0	0	0	0
214-236		0	0	0	0	0	0	0	0	0	0	0
237-258		1.1	0	0	0	0	0	0	0	0	0	0
259-281		4.3	1.1	1.1	0	0	0	0	0	0	0	0
282-303		0	1.1	0	0	0	0	0	0	0	0	0
304-326		3.2	0	0	0	0	0	0	0	0	0	0
327-348		1.1	2.1	0	0	0	0	0	0	0	0	0

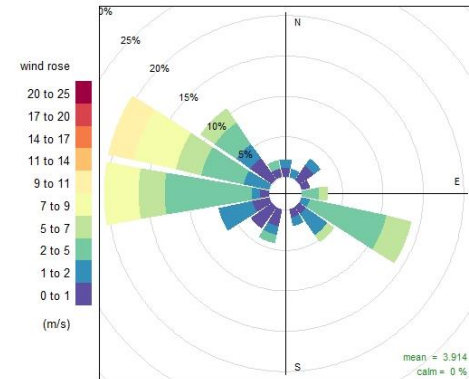


Speed Direction	calm	0-1	1-2	2-5	5-7	7-9	9-11	11-14	14-17	17-20	20-25	25 +
349-11		2.2	2.2	1.1	0	0	0	0	0	0	0	0
12-33		1.1	1.1	0	0	0	0	0	0	0	0	0
34-56		2.2	2.2	1.1	1.1	0	0	0	0	0	0	0
57-78		2.2	4.4	0	0	0	0	0	0	0	0	0
79-101		2.2	6.6	14.3	0	0	0	0	0	0	0	0
102-123		5.5	3.3	3.3	0	0	0	0	0	0	0	0
124-146		2.2	3.3	1.1	0	0	0	0	0	0	0	0
147-168	3	2.2	0	0	0	0	0	0	0	0	0	0
168-191		1.1	0	0	0	0	0	0	0	0	0	0
192-213		1.1	0	0	0	0	0	0	0	0	0	0
214-236		2.2	0	1.1	0	0	0	0	0	0	0	0
237-258		1.1	1.1	1.1	0	0	0	0	0	0	0	0
259-281		5.5	5.5	0	0	0	0	0	0	0	0	0
282-303		1.1	3.3	2.2	0	0	0	0	0	0	0	0
304-326		2.2	2.2	0	0	0	0	0	0	0	0	0
327-348		1.1	0	0	0	0	0	0	0	0	0	0



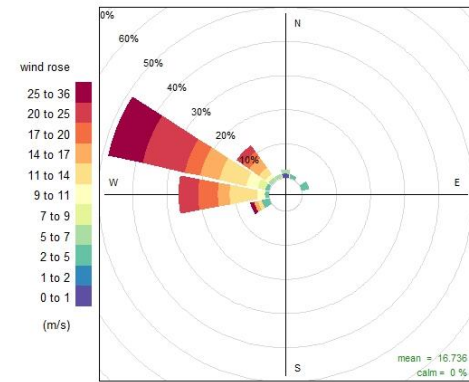
Frequency of counts by wind direction (%)

Speed Direction	calm	0-1	1-2	2-5	5-7	7-9	9-11	11-14	14-17	17-20	20-25	25 +
349-11		1.1	1.1	0	0	0	0	0	0	0	0	0
12-33		0	1.1	0	0	0	0	0	0	0	0	0
34-56		2.2	1.1	0	0	0	0	0	0	0	0	0
57-78		1.1	0	0	0	0	0	0	0	0	0	0
79-101		0	0	2.2	1.1	0	0	0	0	0	0	0
102-123		0	1.1	9.7	3.2	0	0	0	0	0	0	0
124-146		1.1	3.2	0	1.1	0	0	0	0	0	0	0
147-168	0	1.1	1.1	0	0	0	0	0	0	0	0	0
168-191		0	0	0	0	0	0	0	0	0	0	0
192-213		2.2	1.1	1.1	0	0	0	0	0	0	0	0
214-236		3.2	0	0	0	0	0	0	0	0	0	0
237-258		2.2	4.3	0	0	0	0	0	0	0	0	0
259-281		1.1	1.1	10.8	3.2	4.3	0	0	0	0	0	0
282-303		0	3.2	5.4	3.2	5.4	3.2	0	0	0	0	0
304-326		3.2	2.2	3.2	2.2	0	0	0	0	0	0	0
327-348		1.1	0	1.1	0	0	0	0	0	0	0	0



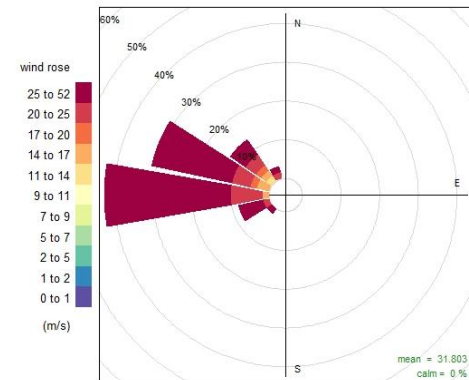
Frequency of counts by wind direction (%)

Speed Direction	calm	0-1	1-2	2-5	5-7	7-9	9-11	11-14	14-17	17-20	20-25	25 +	
349-11	0	1.1	0	0	1.1	0	0	0	0	0	0	0	
12-33		0	0	1.1	0	0	0	0	0	0	0	0	0
34-56		0	0	0	0	0	0	0	0	0	0	0	0
57-78		0	0	2.3	0	0	0	0	0	0	0	0	0
79-101		0	0	0	0	0	0	0	0	0	0	0	0
102-123		0	0	0	0	0	0	0	0	0	0	0	0
124-146		0	0	0	0	0	0	0	0	0	0	0	0
147-168		0	0	0	0	0	0	0	0	0	0	0	0
168-191		0	0	0	0	0	0	0	0	0	0	0	0
192-213		0	0	0	0	0	0	0	0	0	0	0	0
214-236		0	0	0	0	0	0	0	0	0	0	0	0
237-258		0	0	2.3	0	0	0	1.1	1.1	0	0	0	1.1
259-281		0	0	1.1	0	0	2.3	8	3.4	5.7	5.7	0	0
282-303		0	0	1.1	0	2.3	3.4	8	5.7	4.6	12.6	10.3	0
304-326		0	0	0	1.1	0	1.1	2.3	3.4	2.3	2.3	0	0
327-348		0	0	0	1.1	0	0	0	0	0	0	0	0



Frequency of counts by wind direction (%)

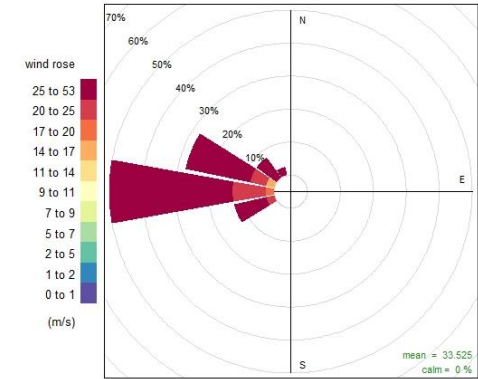
Speed Direction	calm	0-1	1-2	2-5	5-7	7-9	9-11	11-14	14-17	17-20	20-25	25 +	
349-11	0	0	0	0	0	0	0	0	0	0	0	0	
12-33		0	0	0	0	0	0	0	0	0	0	0	0
34-56		0	0	0	0	0	0	0	0	0	0	0	0
57-78		0	0	0	0	0	0	0	0	0	0	0	0
79-101		0	0	0	0	0	0	0	0	0	0	0	0
102-123		0	0	0	0	0	0	0	0	0	0	0	0
124-146		0	0	0	0	0	0	0	0	0	0	0	0
147-168		0	0	0	0	0	0	0	0	0	0	0	0
168-191		0	0	0	0	0	0	0	0	0	0	0	0
192-213		0	0	0	0	0	0	0	0	0	0	0	0
214-236		0	0	0	0	0	0	0	0	0	0	0	1.6
237-258		0	0	0	0	0	0	0	0	0	1.6	6.6	0
259-281		0	0	0	0	0	0	0	1.6	0	8.2	32.8	0
282-303		0	0	0	0	0	0	0	3.3	1.6	4.9	21.3	0
304-326		0	0	0	0	0	0	1.6	1.6	1.6	3.3	4.9	0
327-348		0	0	0	0	0	0	0	0	0	1.6	1.6	0



Frequency of counts by wind direction (%)

November 200 hPa level

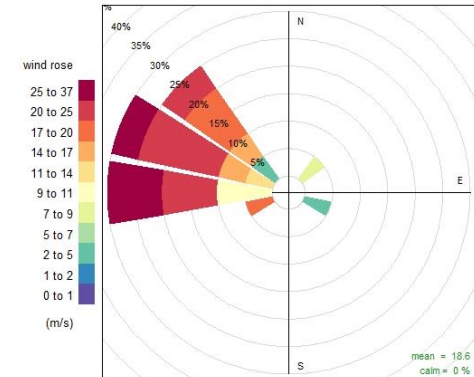
Speed Direction	calm	0-1	1-2	2-5	5-7	7-9	9-11	11-14	14-17	17-20	20-25	25 +	
349-11	0	0	0	0	0	0	0	0	0	0	0	0	
12-33		0	0	0	0	0	0	0	0	0	0	0	0
34-56		0	0	0	0	0	0	0	0	0	0	0	0
57-78		0	0	0	0	0	0	0	0	0	0	0	0
79-101		0	0	0	0	0	0	0	0	0	0	0	0
102-123		0	0	0	0	0	0	0	0	0	0	0	0
124-146		0	0	0	0	0	0	0	0	0	0	0	0
147-168		0	0	0	0	0	0	0	0	0	0	0	0
168-191		0	0	0	0	0	0	0	0	0	0	0	0
192-213		0	0	0	0	0	0	0	0	0	0	0	0
214-236		0	0	0	0	0	0	0	0	0	0	0	0
237-258		0	0	0	0	0	0	0	0	0	0	2.5	10
259-281		0	0	0	0	0	0	0	0	0	2.5	10	37.5
282-303		0	0	0	0	0	0	0	0	2.5	0	5	20
304-326		0	0	0	0	0	0	0	0	0	0	0	7.5
327-348		0	0	0	0	0	0	0	0	0	0	0	2.5



Frequency of counts by wind direction (%)

Siliguri November 100 hPa level

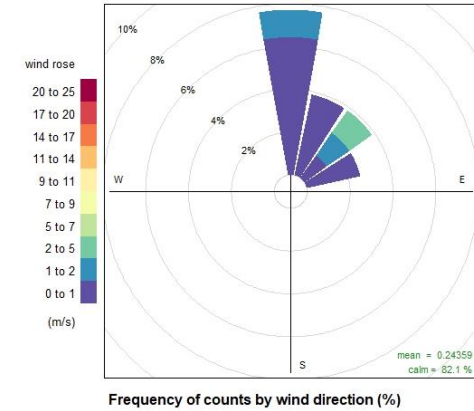
Speed Direction	calm	0-1	1-2	2-5	5-7	7-9	9-11	11-14	14-17	17-20	20-25	25 +	
349-11	0	0	0	0	0	0	0	0	0	0	0	0	
12-33		0	0	0	0	0	0	0	0	0	0	0	0
34-56		0	0	0	0	0	5	0	0	0	0	0	0
57-78		0	0	0	0	0	0	0	0	0	0	0	0
79-101		0	0	0	0	0	0	0	0	0	0	0	0
102-123		0	0	0	5	0	0	0	0	0	0	0	0
124-146		0	0	0	0	0	0	0	0	0	0	0	0
147-168		0	0	0	0	0	0	0	0	0	0	0	0
168-191		0	0	0	0	0	0	0	0	0	0	0	0
192-213		0	0	0	0	0	0	0	0	0	0	0	0
214-236		0	0	0	0	0	0	0	0	0	0	0	0
237-258		0	0	0	0	0	0	0	0	0	5	0	0
259-281		0	0	0	0	0	0	10	0	0	0	10	10
282-303		0	0	0	0	0	0	0	5	5	0	15	5
304-326		0	0	0	5	0	0	0	0	5	10	5	0
327-348		0	0	0	0	0	0	0	0	0	0	0	0



Frequency of counts by wind direction (%)

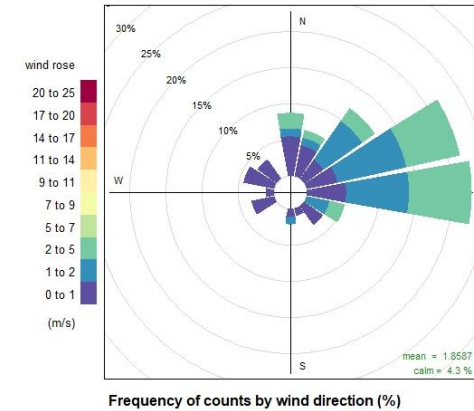
December 1000 hPa level

Speed Direction	calm	0-1	1-2	2-5	5-7	7-9	9-11	11-14	14-17	17-20	20-25	25 +
349-11	82	6.4	1.3	0	0	0	0	0	0	0	0	0
12-33		3.8	0	0	0	0	0	0	0	0	0	0
34-56		1.3	1.3	1.3	0	0	0	0	0	0	0	0
57-78		2.6	0	0	0	0	0	0	0	0	0	0
79-101		0	0	0	0	0	0	0	0	0	0	0
102-123		0	0	0	0	0	0	0	0	0	0	0
124-146		0	0	0	0	0	0	0	0	0	0	0
147-168		0	0	0	0	0	0	0	0	0	0	0
168-191		0	0	0	0	0	0	0	0	0	0	0
192-213		0	0	0	0	0	0	0	0	0	0	0
214-236		0	0	0	0	0	0	0	0	0	0	0
237-258		0	0	0	0	0	0	0	0	0	0	0
259-281		0	0	0	0	0	0	0	0	0	0	0
282-303		0	0	0	0	0	0	0	0	0	0	0
304-326		0	0	0	0	0	0	0	0	0	0	0
327-348		0	0	0	0	0	0	0	0	0	0	0

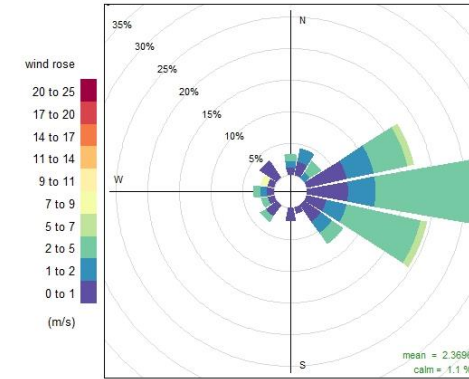


Siliguri December 925 hPa level

Speed Direction	calm	0-1	1-2	2-5	5-7	7-9	9-11	11-14	14-17	17-20	20-25	25 +
349-11	4	5.4	1.1	2.2	0	0	0	0	0	0	0	0
12-33		4.3	1.1	1.1	0	0	0	0	0	0	0	0
34-56		3.3	6.5	2.2	0	0	0	0	0	0	0	0
57-78		4.3	9.8	7.6	0	0	0	0	0	0	0	0
79-101		5.4	8.7	8.7	0	0	0	0	0	0	0	0
102-123		0	3.3	2.2	0	0	0	0	0	0	0	0
124-146		3.3	0	0	0	0	0	0	0	0	0	0
147-168		1.1	0	0	0	0	0	0	0	0	0	0
168-191		1.1	1.1	0	0	0	0	0	0	0	0	0
192-213		0	0	0	0	0	0	0	0	0	0	0
214-236		0	0	0	0	0	0	0	0	0	0	0
237-258		3.3	0	0	0	0	0	0	0	0	0	0
259-281		1.1	0	0	0	0	0	0	0	0	0	0
282-303		4.3	0	0	0	0	0	0	0	0	0	0
304-326		3.3	0	0	0	0	0	0	0	0	0	0
327-348		0	0	0	0	0	0	0	0	0	0	0

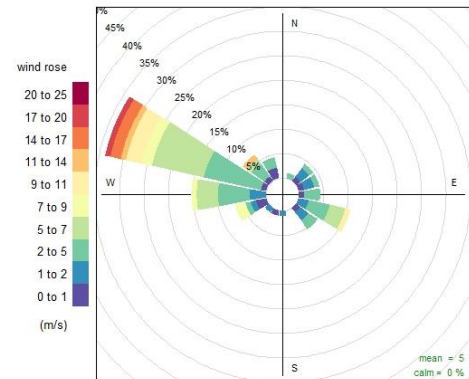


Speed Direction	calm	0-1	1-2	2-5	5-7	7-9	9-11	11-14	14-17	17-20	20-25	25 +
349-11		1.1	1.1	1.1	0	0	0	0	0	0	0	0
12-33		2.2	2.2	0	0	0	0	0	0	0	0	0
34-56		0	1.1	2.2	0	0	0	0	0	0	0	0
57-78		6.5	4.3	5.4	1.1	0	0	0	0	0	0	0
79-101		6.5	4.3	15.2	0	0	0	0	0	0	0	0
102-123		3.3	3.3	12	1.1	0	0	0	0	0	0	0
124-146		3.3	2.2	2.2	0	0	0	0	0	0	0	0
147-168	1	1.1	0	0	0	0	0	0	0	0	0	0
168-191		2.2	0	0	0	0	0	0	0	0	0	0
192-213		0	0	0	0	0	0	0	0	0	0	0
214-236		2.2	0	1.1	0	0	0	0	0	0	0	0
237-258		1.1	0	1.1	0	0	0	0	0	0	0	0
259-281		1.1	1.1	1.1	0	0	0	0	0	0	0	0
282-303		1.1	0	0	0	1.1	0	0	0	0	0	0
304-326		3.3	0	0	0	0	0	0	0	0	0	0
327-348		0	0	0	0	0	0	0	0	0	0	0



Frequency of counts by wind direction (%)

Speed Direction	calm	0-1	1-2	2-5	5-7	7-9	9-11	11-14	14-17	17-20	20-25	25 +
349-11		0	0	0	0	0	0	0	0	0	0	0
12-33		0	0	1.1	0	0	0	0	0	0	0	0
34-56		1.1	2.2	1.1	0	0	0	0	0	0	0	0
57-78		1.1	2.2	1.1	0	0	0	0	0	0	0	0
79-101		1.1	0	3.3	0	0	0	0	0	0	0	0
102-123		0	2.2	4.3	3.3	0	1.1	0	0	0	0	0
124-146		1.1	2.2	2.2	0	0	0	0	0	0	0	0
147-168	0	0	0	0	0	0	0	0	0	0	0	0
168-191		0	1.1	0	0	0	0	0	0	0	0	0
192-213		1.1	0	0	0	0	0	0	0	0	0	0
214-236		0	1.1	0	0	0	0	0	0	0	0	0
237-258		2.2	1.1	1.1	0	2.2	0	0	0	0	0	0
259-281		0	3.3	6.5	4.3	1.1	0	0	0	0	0	0
282-303		1.1	0	12	10.9	2.2	3.3	1.1	2.2	1.1	0	0
304-326		1.1	0	3.3	1.1	0	0	1.1	0	0	0	0
327-348		2.2	0	2.2	0	0	0	0	0	0	0	0

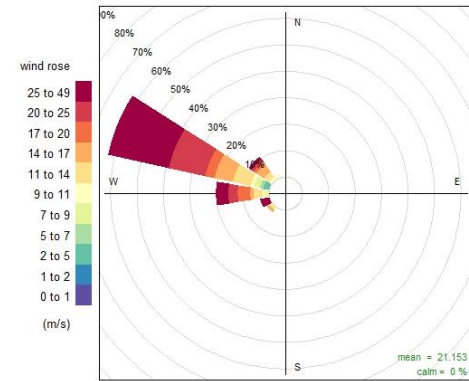


Frequency of counts by wind direction (%)

Siliguri

December 500 hPa level

Speed Direction	calm	0-1	1-2	2-5	5-7	7-9	9-11	11-14	14-17	17-20	20-25	25 +	
349-11	0	0	0	0	0	0	0	0	0	0	0	0	
12-33		0	0	0	0	0	0	0	0	0	0	0	0
34-56		0	0	0	0	0	0	0	0	0	0	0	0
57-78		0	0	0	0	0	0	0	0	0	0	0	0
79-101		0	0	0	0	0	0	0	0	0	0	0	0
102-123		0	0	0	0	0	0	0	0	0	0	0	0
124-146		0	0	0	0	0	0	0	0	0	0	0	0
147-168		0	0	0	0	0	0	0	0	0	0	0	0
168-191		0	0	0	0	0	0	0	0	0	0	0	0
192-213		0	0	0	0	0	0	0	0	0	0	0	0
214-236		0	0	0	0	0	1.2	0	0	1.2	0	0	0
237-258		0	0	0	0	0	0	0	0	0	0	0	3.5
259-281		0	0	0	0	0	1.2	1.2	3.5	1.2	4.7	3.5	4.7
282-303		0	0	2.4	1.2	2.4	1.2	7.1	7.1	3.5	14.1	23.5	
304-326		0	0	0	0	0	0	1.2	2.4	3.5	1.2	1.2	1.2
327-348		0	0	0	0	0	0	1.2	0	0	0	0	0

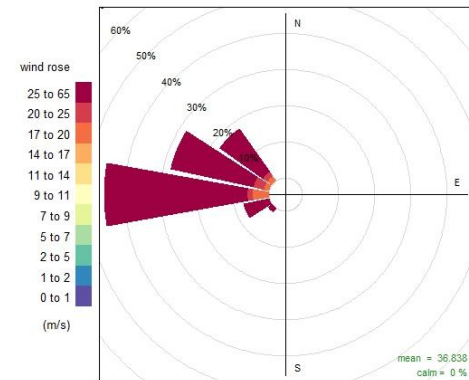


Frequency of counts by wind direction (%)

Siliguri

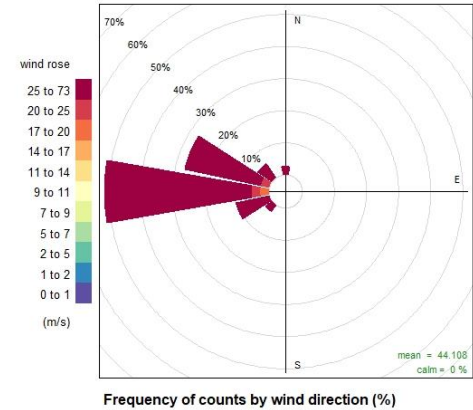
December 300 hPa level

Speed Direction	calm	0-1	1-2	2-5	5-7	7-9	9-11	11-14	14-17	17-20	20-25	25 +	
349-11	0	0	0	0	0	0	0	0	0	0	0	0	
12-33		0	0	0	0	0	0	0	0	0	0	0	0
34-56		0	0	0	0	0	0	0	0	0	0	0	0
57-78		0	0	0	0	0	0	0	0	0	0	0	0
79-101		0	0	0	0	0	0	0	0	0	0	0	0
102-123		0	0	0	0	0	0	0	0	0	0	0	0
124-146		0	0	0	0	0	0	0	0	0	0	0	0
147-168		0	0	0	0	0	0	0	0	0	0	0	0
168-191		0	0	0	0	0	0	0	0	0	0	0	0
192-213		0	0	0	0	0	0	0	0	0	0	0	0
214-236		0	0	0	0	0	0	0	0	0	0	0	1.5
237-258		0	0	0	0	0	0	0	0	0	0	0	7.4
259-281		0	0	0	0	0	0	0	0	0	4.4	1.5	39.7
282-303		0	0	0	0	0	0	0	0	0	1.5	2.9	23.5
304-326		0	0	0	0	0	0	0	0	0	1.5	1.5	14.7
327-348		0	0	0	0	0	0	0	0	0	0	0	0

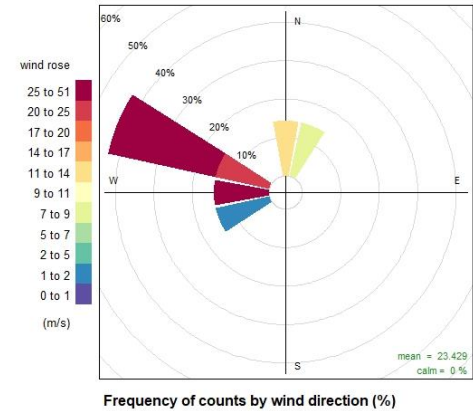


Frequency of counts by wind direction (%)

Speed Direction	calm	0-1	1-2	2-5	5-7	7-9	9-11	11-14	14-17	17-20	20-25	25 +	
349-11	0	0	0	0	0	0	0	0	0	0	0	2.7	
12-33		0	0	0	0	0	0	0	0	0	0	0	0
34-56		0	0	0	0	0	0	0	0	0	0	0	0
57-78		0	0	0	0	0	0	0	0	0	0	0	0
79-101		0	0	0	0	0	0	0	0	0	0	0	0
102-123		0	0	0	0	0	0	0	0	0	0	0	0
124-146		0	0	0	0	0	0	0	0	0	0	0	0
147-168		0	0	0	0	0	0	0	0	0	0	0	0
168-191		0	0	0	0	0	0	0	0	0	0	0	0
192-213		0	0	0	0	0	0	0	0	0	0	0	0
214-236		0	0	0	0	0	0	0	0	0	0	0	2.7
237-258		0	0	0	0	0	0	0	0	0	0	0	10.8
259-281		0	0	0	0	0	0	0	0	0	2.7	2.7	45.9
282-303		0	0	0	0	0	0	0	0	0	0	2.7	24.3
304-326		0	0	0	0	0	0	0	0	0	0	0	5.4
327-348		0	0	0	0	0	0	0	0	0	0	0	0



Speed Direction	calm	0-1	1-2	2-5	5-7	7-9	9-11	11-14	14-17	17-20	20-25	25 +	
349-11	0	0	0	0	0	0	0	14.3	0	0	0	0	
12-33		0	0	0	0	0	14.3	0	0	0	0	0	0
34-56		0	0	0	0	0	0	0	0	0	0	0	0
57-78		0	0	0	0	0	0	0	0	0	0	0	0
79-101		0	0	0	0	0	0	0	0	0	0	0	0
102-123		0	0	0	0	0	0	0	0	0	0	0	0
124-146		0	0	0	0	0	0	0	0	0	0	0	0
147-168		0	0	0	0	0	0	0	0	0	0	0	0
168-191		0	0	0	0	0	0	0	0	0	0	0	0
192-213		0	0	0	0	0	0	0	0	0	0	0	0
214-236		0	0	0	0	0	0	0	0	0	0	0	0
237-258		0	14.3	0	0	0	0	0	0	0	0	0	0
259-281		0	0	0	0	0	0	0	0	0	0	0	14.3
282-303		0	0	0	0	0	0	0	0	0	0	14.3	28.6
304-326		0	0	0	0	0	0	0	0	0	0	0	0
327-348		0	0	0	0	0	0	0	0	0	0	0	0



PRESSURE	HEIGHT	Hmax	Hmin	TEMP	TMAX	TMIN	DEWPT	DIR	VELO	U	V	VM
SURFACE	1001.1	1006	993	13.3	19.6	8	10.5	45	0.6	-0.4	-0.4	0.8
1000	134	167	20	13.4	20.4	8.2	10	50	0.8	-0.6	-0.5	1
950	539	630	303	14.3	21.4	4.2	8	60	1.4	-1.2	-0.7	2.1
925	772	886	600	13.3	20.2	4	6.8	72	0.9	-0.9	-0.3	1.6
900	1011	1094	909	11.9	21.8	2	5.1	81	1.2	-1.2	-0.2	2
850	1486	1548	1386	8.8	18.8	0	1.7	90	1.2	-1.2	0	2.3
800	1985	2089	1886	5.6	17.4	-2.9	-2.1	99	0.6	-0.6	0.1	2.9
750	2512	2610	2410	2.5	12.4	-5.5	-6.1	281	1	1	-0.2	4.1
700	3065	3179	2964	0	9	-8.7	-10.5	286	4.7	4.5	-1.3	6.3
650	3659	3810	3520	-2.2	16.6	-11.7	-15.6	287	8.7	8.3	-2.5	9.6
600	4289	4449	4106	-5	12.4	-15.1	-19.5	287	11.5	11	-3.4	12.3
550	4975	5197	4799	-8.7	7.8	-19.3	-23.1	285	13.4	12.9	-3.5	14.1
500	5700	5951	5532	-13.3	2.8	-23.9	-27.5	285	15.8	15.3	-4	16.7
450	6499	6822	6305	-18.5	-0.2	-29.3	-31.4	283	16	15.6	-3.7	17.1
400	7367	7710	7136	-24.1	-0.6	-36.3	-36.7	282	18.6	18.2	-3.9	19.9
350	8332	8700	8054	-30.2	-7.3	-45.1	-41.9	280	16.9	16.7	-2.9	18.2
300	9411	9833	9105	-37	-18.7	-52.5	-47	278	17.8	17.6	-2.5	19.3
250	10660	11086	10330	-44.1	-25.2	-62.9	-49.9	278	17.8	17.6	-2.4	19.4
200	12132	12600	11755	-52.7	-40.1	-69.3		278	14.7	14.6	-2	15.9
175	12987	13478	12556	-57.2	-45.5	-73.1		275	11.5	11.5	-1	12.8
150	13951	14488	13454	-61.8	-49.1	-77.9		276	9.7	9.6	-1	10.9
125	15064	15662	14495	-67.1	-53.1	-82.7		277	8.8	8.7	-1	9.4
100	16406	17060	16043	-71.3	-58.1	-83.9		277	6.6	6.6	-0.8	7.4
80	17717	18399	17354	-72	-55.9	-83.3		274	5.6	5.6	-0.4	6.3
70	18506	19200	18155	-70.1	-57.1	-85.9		274	4.1	4.1	-0.3	5.3
60	19281	19859	18986	-66.4	-53.1	-76.9		276	3	3	-0.3	5.4
50	20535	21171	20127	-62.3	-46.5	-75.7		285	3.1	3	-0.8	4.6
40	21926	22628	21462	-58	-46.3	-70.1		276	3.9	3.9	-0.4	5.5
30	23769	24532	23227	-53.9	-42.7	-66.1		273	5	5	-0.3	7.5
25	24938	25700	24369	-51.7	-41.1	-65.1		272	5.1	5.1	-0.2	6.8
20	26393	27333	25791	-50	-38.1	-63.9		279	4.9	4.8	-0.8	7.1
15	28213	29287	27650	-49.4	-37.9	-62.7		268	3.3	3.3	0.1	8.8
10	30917	31405	30342	-45.3	-40.5	-50.9		258	4	3.9	0.8	4.2
7	33366	33800	32960	-44.3	-40.7	-50.1						

FREEZING LEVEL

P	Height	H_max	H_min
693	3187	6320	1620

FIRST TROPOPAUSE

P	Height	Temp
204	12064	-57.3

SECOND TROPOPAUSE

P	Height	Temp
98	16634	-73.9

PRESSURE	HEIGHT	Hmax	Hmin	TEMP	TMAX	TMIN	DEWPT	DIR	VELO	U	V	VM
SURFACE	999	1007	988	15.9	24.6	10.2	11.9	63	0.7	-0.6	-0.3	0.9
1000	125	174	47	15.8	20.8	10	12.2	50	0.8	-0.6	-0.5	1
950	527	620	400	16.3	27.6	6.9	9.8	74	2.2	-2.1	-0.6	2.8
925	760	826	660	15.2	22.4	3.3	8.6	79	1.5	-1.5	-0.3	2.2
900	1001	1116	917	13.8	27.4	2.5	7.1	83	1.6	-1.6	-0.2	2.6
850	1480	1602	1388	10.6	23.8	1.6	3.8	81	0.6	-0.6	-0.1	2.5
800	1982	2108	1874	7.2	20.2	-3.3	0.1	288	0.9	0.9	-0.3	3.2
750	2510	2650	2400	4	21	-5.1	-4	284	3.7	3.6	-0.9	5.1
700	3067	3202	2941	0.8	15.8	-8.9	-8.9	283	6.9	6.7	-1.5	8
650	3654	3820	3450	-2.2	11.6	-13.3	-13.5	283	9.8	9.5	-2.2	10.7
600	4292	4687	4073	-5.3	8.4	-16.1	-18	283	12.1	11.8	-2.8	12.9
550	4974	5354	4771	-9.2	6.4	-19.9	-23	284	13.7	13.3	-3.2	14.3
500	5702	6076	5432	-14	0.4	-26.3	-27.1	284	15.1	14.7	-3.6	15.8
450	6494	6856	6248	-19.3	-6.9	-35.1	-32.4	282	16.1	15.7	-3.4	16.9
400	7358	7637	7048	-25.2	-12.5	-37.9	-38.2	280	17.8	17.5	-3.1	19
350	8317	8630	8017	-31.4	-16.7	-44.9	-44.5	277	17.7	17.6	-2.3	19
300	9395	9753	9099	-38.2	-23.9	-50.7	-52.1	276	18.5	18.4	-1.8	20
250	10633	11031	10323	-45.1	-33.1	-64.2	-61.6	272	18.2	18.2	-0.6	20.1
200	12102	12510	11751	-52.5	-42.5	-69.5	-65.9	272	16.3	16.3	-0.5	17.9
175	12961	13400	12602	-56.6	-42.5	-67.7		275	12.5	12.5	-1.1	13.6
150	13935	14380	13564	-61.2	-44.1	-74.5		275	8.7	8.7	-0.8	9.2
125	15063	15461	14688	-66.3	-49.9	-79.9		275	6.1	6.1	-0.5	6.6
100	16404	16803	15974	-71.2	-57.9	-84.9		275	4.9	4.9	-0.4	5.4
80	17728	18140	17300	-72	-57.7	-87.7		277	4.2	4.2	-0.5	4.5
70	18524	19000	18080	-70.6	-56.1	-82.7		272	3.4	3.4	-0.1	4.5
60	19444	19925	18949	-67.3	-53.3	-79.9		272	3.1	3.1	-0.1	3.7
50	20551	21002	20016	-62.6	-50.1	-73.5		273	1.9	1.9	-0.1	4.1
40	21951	22426	21407	-57.8	-45.3	-66.5		288	1.6	1.5	-0.5	2
30	23789	24338	23253	-53.7	-40.3	-64.1		300	0.8	0.7	-0.4	1.2
25	24923	25500	24350	-52.5	-37.5	-64.3		297	1.1	1	-0.5	1.3
20	26378	27083	25792	-49.8	-32.1	-58.9		292	1.6	1.5	-0.6	1.8
15	28271	29077	27782	-47.6	-27.5	-55.3		263	0.8	0.8	0.1	1
10	30963	31544	30405	-45.4	-33.5	-52.9		281	1	1	-0.2	1.1
7	33353	33980	33088	-44.1	-37.5	-48.5						

FREEZING LEVEL

P	Height	H_max	H_min
684	3290	5560	1710

FIRST TROPOPAUSE

P	Height	Temp
211	11902	-56.2

SECOND ROPOPAUSE

P	Height	Temp
97	16723	-72.9

PRESSURE	HEIGHT	Hmax	Hmin	TEMP	TMAX	TMIN	DEWPT	DIR	VELO	U	V	VM
SURFACE	995.7	1005	986	20.1	26.6	13	14.8	68	1.1	-1	-0.4	1.4
1000	105	155	5	19.1	24.5	13.6	13.9	68	1.1	-1	-0.4	1.3
950	503	600	380	19.8	29.2	8.4	12.4	76	3	-2.9	-0.7	3.6
925	737	832	630	18.7	28	8	11.1	78	2.4	-2.3	-0.5	2.9
900	982	1082	911	17.3	30	6.8	10.3	82	2.2	-2.2	-0.3	3.1
850	1467	1563	1401	14.2	29.2	3.6	7.6	63	0.4	-0.4	-0.2	2.8
800	1976	2087	1897	10.8	26.2	-1.5	4.2	279	1.9	1.9	-0.3	3.5
750	2510	2635	2400	7.4	23	-5.1	-0.3	280	4.7	4.6	-0.8	5.7
700	3075	3235	2973	4	17.2	-8.1	-5.7	282	7.7	7.5	-1.6	8.6
650	3669	3812	3503	0.5	12.4	-13.1	-10.1	283	9.6	9.4	-2.1	10.6
600	4310	4516	4181	-3.2	9.6	-18.1	-14.7	284	11.3	11	-2.7	12.1
550	4996	5200	4265	-7.3	5	-25.5	-19.4	285	11.9	11.5	-3	12.8
500	5729	5943	5578	-12	0.2	-22.1	-24.5	284	13.2	12.8	-3.2	14.1
450	6528	6780	6317	-17.5	-5.5	-28.1	-29.5	283	13.8	13.4	-3.1	14.6
400	7397	7661	7057	-23.7	-9.7	-35.5	-35.3	283	15.7	15.3	-3.6	16.6
350	8361	8640	8120	-30.5	-13.9	-41.7	-42.3	280	15.4	15.2	-2.7	16.6
300	9441	9801	9169	-37.7	-21.5	-50.3	-48.7	277	17.5	17.4	-2.1	18.8
250	10679	11081	10359	-45.1	-28.9	-59.3	-56.1	275	17.6	17.5	-1.5	18.7
200	12147	12574	11754	-52.6	-37.9	-69.1	-61.6	273	15.5	15.5	-0.9	16.4
175	12997	13445	12540	-56.4	-41.7	-73.9	-61.1	273	15.5	15.5	-0.9	16.5
150	13963	14442	13434	-60.7	-43.7	-75.1		273	14.1	14.1	-0.7	14.8
125	15089	15580	14476	-65.4	-53.9	-79.1		273	11.7	11.7	-0.6	12.2
100	16433	16945	15770	-70.6	-57.9	-82.5		273	10.3	10.3	-0.5	10.7
80	17742	18291	17088	-72	-54.9	-87.1		277	8.2	8.1	-1	8.7
70	18543	19780	17876	-70.8	-55.3	-87.1		273	6.8	6.8	-0.3	7.8
60	19425	19986	17428	-67.8	-53.9	-83.3		283	5.3	5.2	-1.2	7.1
50	20554	21101	20045	-62.9	-47.5	-78.7		287	3.7	3.5	-1.1	6
40	21942	22534	21404	-58.6	-48.1	-80.5		293	2.6	2.4	-1	5.5
30	23759	24442	23198	-54.6	-41.3	-77.9		285	4.3	4.2	-1.1	6.1
25	24920	25600	24330	-52.2	-37.9	-64.1		281	4.6	4.5	-0.9	5.7
20	26382	27136	25783	-49.6	-30.9	-58.9		285	5.2	5	-1.3	6.7
15	28256	29075	27655	-47.3	-39.1	-56.9		292	4	3.7	-1.5	5.7
10	30930	31838	30316	-44.5	-37.1	-50.7		273	3.9	3.9	-0.2	4.1
7	33269	34295	32849	-44.1	-37.7	-48.1						

FREEZING LEVEL

P	Height	H_max	H_min
644	3769	6850	1800

FIRST TROPOPAUSE

P	Height	Temp
213	11766	-56.6

SECOND TROPOPAUSE

P	Height	Temp
96	16761	-73

PRESSURE	HEIGHT	Hmax	Hmin	TEMP	TMAX	TMIN	DEWPT	DIR	VELO	U	V	VM
SURFACE	993.2	1001	893	23.3	30	15.4	18	69	1.4	-1.3	-0.5	1.7
1000	58	124	9	20.8	23.4	17.2	17.2	96	1.8	-1.8	0.2	2
950	489	568	350	22.1	30	13.8	15.6	75	3.8	-3.7	-1	4.4
925	729	797	650	20.8	28	12	14.7	75	3.1	-3	-0.8	3.8
900	971	1037	895	19.7	29	11	13.4	81	3.1	-3.1	-0.5	3.9
850	1461	1535	1383	16.9	27.2	7.6	10.5	90	0.6	-0.6	0	3.1
800	1974	2057	1762	13.7	25	4	6.6	273	2.2	2.2	-0.1	4.1
750	2513	2635	2304	10.3	21.6	-0.1	2.6	275	5.3	5.3	-0.5	6.6
700	3084	3205	2877	6.5	18.4	-4.5	-1.4	279	7.4	7.3	-1.1	8.7
650	3683	3800	3475	2.6	15.4	-7.1	-6.4	281	8.5	8.3	-1.6	9.7
600	4332	4864	4180	-1.4	12	-11.1	-11.4	281	9.1	8.9	-1.8	10.2
550	5021	5201	4850	-5.3	6.2	-15.5	-16.8	282	9	8.8	-1.9	10.4
500	5761	5939	5508	-10	2.6	-21.1	-22.4	283	9.2	9	-2	10.6
450	6564	6785	6325	-15.4	-2.7	-27.1	-28	279	8.6	8.5	-1.4	10.2
400	7445	7957	7022	-21.7	-8.9	-33.3	-33.8	278	9.7	9.6	-1.4	11
350	8416	8907	8012	-28.6	-11.6	-40.3	-39.8	274	10.4	10.4	-0.7	11.7
300	9502	9728	9132	-36.1	-19.9	-48.9	-46.9	269	12.3	12.3	0.2	13.9
250	10746	10992	10300	-44.3	-29.7	-60.1	-55.1	266	13.7	13.7	1	15.4
200	12214	12634	11648	-52.4	-38.5	-66.7	-62.1	265	14.9	14.8	1.3	16.3
175	13069	13510	12460	-56.4	-39.9	-68.9	-58.9	267	12.9	12.9	0.7	14.3
150	14031	14454	13397	-61	-42.5	-75.7	-63	268	12	12	0.5	12.8
125	15155	15634	14760	-66	-46.9	-82.1	-63.3	271	9.2	9.2	-0.1	9.9
100	16495	17026	16027	-70.8	-51.3	-85.7		270	7.3	7.3	0	8.1
80	17805	18365	17261	-72.5	-55.9	-87.1		274	5.1	5.1	-0.4	6.4
70	18588	19200	18021	-70.8	-54.5	-85.1		280	3.5	3.4	-0.6	5.6
60	19401	19951	18920	-67.3	-52.9	-84.3		294	1.7	1.6	-0.7	4.8
50	20617	21333	20012	-62.4	-48.1	-81.9		302	1.3	1.1	-0.7	4.3
40	22019	22790	21476	-57.6	-47.3	-77.9		297	1.8	1.6	-0.8	3.6
30	23846	24694	23157	-53.1	-42.5	-68.3		284	2.9	2.8	-0.7	4.6
25	25033	25890	24285	-50.7	-39.5	-62.9		289	2.1	2	-0.7	4.7
20	26498	27306	25650	-48.3	-38.1	-61.7		288	1.6	1.5	-0.5	3.7
15	28383	29070	27495	-46.2	-36.5	-55.5		273	1.8	1.8	-0.1	3.9
10	31117	31933	30736	-42	-32.7	-51.5		135	0.3	-0.2	0.2	1
7	33320	33320	33320	-40.9	-40.9	-40.9						

FREEZING LEVEL

P	Height	H_max	H_min
616	4127	6340	2440

FIRST TROPOPAUSE

P	Height	Temp
201	12199	-57.5

SECOND TROPOPAUSE

P	Height	Temp
96	16856	-72.9

Siliguri 42397 Station height 114 May

PRESSURE	HEIGHT	Hmax	Hmin	TEMP	TMAX	TMIN	DEWPT	DIR	VELO	U	V	VM
SURFACE	990.9	999	972	25	29.6	20	21.6	70	1.2	-1.1	-0.4	1.4
1000	29	89	-29									
950	471	610	282	23.5	35.2	15.2	19.7	79	3.3	-3.2	-0.6	3.7
925	709	780	633	22.2	29.2	14.8	18.8	81	2.6	-2.6	-0.4	3.3
900	955	1051	868	21.2	34.2	12.6	17.7	88	2.8	-2.8	-0.1	3.7
850	1448	1531	1360	18.6	31	9.6	15.1	94	1.5	-1.5	0.1	3.3
800	1967	2043	1875	15.8	27.2	5.8	12.1	233	0.5	0.4	0.3	3.7
750	2511	2610	2400	12.5	26.4	3.4	7.9	273	2.2	2.2	-0.1	4.7
700	3087	3205	2913	9	24.8	-0.9	3.5	281	4.2	4.1	-0.8	6.2
650	3694	3846	3571	5.2	23.8	-5.7	-0.9	285	4.6	4.4	-1.2	6.2
600	4345	4489	4178	1.4	17.6	-7.5	-5.7	285	5.2	5	-1.3	6.6
550	5046	5200	4900	-2.4	10.2	-17.1	-10.6	286	5.1	4.9	-1.4	6.6
500	5792	5961	5624	-6.5	5.4	-14.9	-15.8	284	5.3	5.1	-1.3	6.9
450	6611	6816	6431	-11.5	-3.1	-21.3	-21.2	281	5.4	5.3	-1	7.1
400	7500	7704	7297	-17.3	-8.1	-27.5	-27.1	275	6.6	6.6	-0.6	8.5
350	8491	8730	8249	-23.6	-13.3	-35.5	-34.2	271	7.9	7.9	-0.2	9.7
300	9601	9880	9317	-30.8	-19.1	-43.1	-40.2	269	10.1	10.1	0.2	11.8
250	10874	11185	10548	-39.1	-29.9	-50.3	-47.6	266	12	12	0.8	13.6
200	12368	12714	12015	-49.4	-37.3	-63.7	-58.6	265	12.6	12.5	1.2	14.1
175	13232	13593	12858	-55.3	-44.1	-73.1	-62.9	264	11	10.9	1.2	12.2
150	14203	14584	13800	-61.3	-47.1	-75.5	-59.9	267	9.7	9.7	0.5	10.7
125	15308	15750	14875	-67.7	-55.1	-88.9		272	7.9	7.9	-0.3	9.2
100	16632	17167	16153	-73.1	-52.3	-89.1		275	5.6	5.6	-0.5	7.2
80	17927	18526	17415	-74.7	-59.3	-87.1		287	2.1	2	-0.6	4.5
70	18708	19350	18250	-72.8	-55.3	-88.3		342	0.6	0.2	-0.6	4.2
60	19302	19943	19076	-68.4	-47.9	-85.3		69	1.4	-1.3	-0.5	4
50	20714	21453	20179	-62.9	-40.5	-80.5		93	1.7	-1.7	0.1	3.3
40	22099	22915	21524	-58	-29.9	-73.5		75	1.1	-1.1	-0.3	3
30	23941	24840	23386	-52.7	-24.9	-66.9		85	2.5	-2.5	-0.2	3.4
25	25121	26005	24505	-50.6	-21.7	-64.1		95	2.5	-2.5	0.2	3.5
20	26587	27604	26004	-47.7	-25.3	-59.7		122	2.2	-1.9	1.2	4.1
15	28493	29582	27811	-45	-27.1	-56.5		114	1	-0.9	0.4	3.1
10	31251	31942	30607	-41.2	-32.5	-48.3		27	0.2	-0.1	-0.2	1.6
7	33652	34032	33379	-39.1	-34.7	-42.9						

FREEZING LEVEL

P	Height	H_max	H_min
581	4633	6820	2930

FIRST TROPOPAUSE

P	Height	Temp

SECOND TROPOPAUSE

P	Height	Temp
92	17151	-75.6

Siliguri 42397 Station height 114 June

PRESSURE	HEIGHT	Hmax	Hmin	TEMP	TMAX	TMIN	DEWPT	DIR	VELO	U	V	VM
SURFACE	987	996	942	26.3	31	23	24.1	73	1	-1	-0.3	1.2
1000	2	15	-9									
950	440	530	317	25.1	34.2	18.6	22.7	83	2.6	-2.6	-0.3	3.1
925	683	789	592	23.6	31.4	17	21.2	88	2.6	-2.6	-0.1	3.1
900	926	1001	848	22.9	33.4	16.2	20.7	90	2.7	-2.7	0	3.4
850	1423	1504	1336	20.5	30.2	13.8	18.1	98	2.2	-2.2	0.3	3.5
800	1945	2040	1840	17.8	28.8	11.2	15.4	101	1.6	-1.6	0.3	4
750	2497	2607	2393	14.8	26	6.2	12	100	1.1	-1.1	0.2	4.3
700	3076	3204	2969	11.6	21.4	0.8	8.2	90	0.7	-0.7	0	4.6
650	3693	3833	3550	8.3	17.4	1.2	4.2	90	0.3	-0.3	0	4.4
600	4350	4504	4222	4.8	13.4	-3.9	0.1	198	0.3	0.1	0.3	4.1
550	5063	5235	4908	1.2	11.4	-7.1	-4	229	0.9	0.7	0.6	4.3
500	5816	5988	5663	-2.7	6.4	-12.1	-8.6	238	1.5	1.3	0.8	4.3
450	6650	6880	6469	-7	5.8	-15.5	-13.5	240	1.6	1.4	0.8	4.3
400	7556	7771	7328	-12.2	-3.7	-21.1	-19.4	243	1.8	1.6	0.8	4.5
350	8566	8840	8343	-18.3	-10.5	-29.5	-26	245	2.1	1.9	0.9	4.5
300	9678	9984	9417	-25.8	-16.5	-34.9	-33.1	246	2.4	2.2	1	4.8
250	11000	11390	10780	-35.5	-23.5	-45.9	-42.7	247	2.5	2.3	1	4.6
200	12514	12959	12221	-47.6	-37.7	-59.1	-54.7	252	2.5	2.4	0.8	4.6
175	13380	13856	13043	-54.8	-44.5	-66.3	-61.6	263	2.4	2.4	0.3	4.3
150	14347	14830	13961	-62.4	-51.5	-72.5	-71	261	1.8	1.8	0.3	4.1
125	15453	15922	15023	-69.6	-59.1	-78.9		274	1.4	1.4	-0.1	3.7
100	16759	17176	16315	-75.2	-61.1	-86.5		22	0.5	-0.2	-0.5	3.3
80	18050	18503	17658	-75.3	-52.1	-88.3		87	1.9	-1.9	-0.1	3
70	18843	19300	18457	-72.6	-45.7	-84.1		86	2.7	-2.7	-0.2	3.4
60	18719	19996	19336	-68	-42.7	-79.5		95	3.4	-3.4	0.3	3.9
50	20844	21486	20426	-62.3	-39.3	-74.1		98	3.6	-3.6	0.5	3.8
40	22228	22885	21784	-57.5	-42.5	-73.9		94	3.9	-3.9	0.3	4.2
30	24060	24822	23630	-52.3	-31.7	-74.9		97	5	-5	0.6	5.1
25	25230	26077	24811	-50.4	-36.5	-70.7		96	5.4	-5.4	0.6	5.6
20	26681	27266	26261	-48	-33.1	-68.9		100	5	-4.9	0.9	5.1
15	28613	29279	28127	-44.6	-31.7	-53.5		96	5.8	-5.8	0.6	6.2
10	31275	31734	30982	-42.4	-37.1	-52.1		75	6.4	-6.2	-1.7	7.2
7												

FREEZING LEVEL

P	Height	H_max	H_min
536	5286	6900	3800

FIRST TROPOPAUSE

P	Height	Temp

SECOND TROPOPAUSE

P	Height	Temp
96	17058	-76.9

Siliguri 42397 Station height 114 July

PRESSURE	HEIGHT	Hmax	Hmin	TEMP	TMAX	TMIN	DEWPT	DIR	VELO	U	V	VM
SURFACE	987.1	999	979	26.3	31.4	22	24.6	72	0.9	-0.9	-0.3	1.2
1000	5	55	-46									
950	439	748	300	24.8	32	18	23.1	85	2.1	-2.1	-0.2	2.5
925	678	739	577	23.5	29.8	14.6	21.8	87	1.8	-1.8	-0.1	2.5
900	925	991	860	22.6	30.2	12.2	20.7	93	2.1	-2.1	0.1	2.9
850	1422	1484	1361	20.1	30.4	9.6	18.3	99	2	-2	0.3	3.2
800	1944	2066	1873	17.5	28	9.2	15.7	96	1.8	-1.8	0.2	3.5
750	2497	2650	2398	14.9	25.4	5.6	12.7	100	1.7	-1.7	0.3	3.6
700	3075	3170	2979	12.1	23.6	0	9.4	107	1.7	-1.6	0.5	3.6
650	3694	3850	3580	9.1	19.8	-1.3	5.8	117	1.1	-1	0.5	3.1
600	4353	4493	4222	5.8	16.8	-3.9	1.9	114	1	-0.9	0.4	2.9
550	5067	5250	4890	2.1	13	-7.5	-2	120	0.8	-0.7	0.4	2.8
500	5825	6016	5684	-1.8	8.8	-12.1	-6.3	108	0.9	-0.9	0.3	3
450	6662	6864	6480	-6.3	4	-17.1	-11.6	90	0.9	-0.9	0	3
400	7570	7819	7366	-11.4	-3	-22.9	-17.7	95	1.1	-1.1	0.1	2.7
350	8582	8850	8089	-17.5	-6.1	-27.5	-24.6	94	1.3	-1.3	0.1	2.5
300	9703	9995	9487	-25.2	-15.5	-39.3	-33.3	90	1.5	-1.5	0	2.7
250	11023	11349	10741	-35.2	-25.1	-57.6	-43.3	81	1.8	-1.8	-0.3	3.1
200	12539	12908	12155	-47.6	-30	-66.7	-55.7	80	2.3	-2.3	-0.4	3.6
175	13405	13807	12945	-55	-42.3	-74.5	-61	74	2.5	-2.4	-0.7	3.6
150	14372	14804	13833	-62.7	-47.7	-76.5	-64.6	73	3	-2.9	-0.9	4.1
125	15474	15939	14985	-70	-51.9	-83.2	-81.5	73	3.8	-3.6	-1.1	4.7
100	16786	17311	16371	-74.9	-64.3	-93.5		74	4.7	-4.5	-1.3	5.3
80	18085	18669	17599	-74.3	-61.7	-89.7		80	5.8	-5.7	-1	6.1
70	18883	19510	18360	-70.9	-55.9	-89.7		84	5.9	-5.9	-0.6	6.3
60	18523	19993	19258	-66.7	-50.1	-82.1		86	6	-6	-0.4	6.2
50	20909	21615	20348	-61.8	-46.3	-76.3		91	5.7	-5.7	0.1	5.9
40	22302	23074	21680	-57.5	-42.1	-68.3		91	4.9	-4.9	0.1	5.1
30	24126	24985	23443	-52.8	-35.5	-64.1		91	4.9	-4.9	0.1	5
25	25299	26150	24583	-50.9	-34.9	-61.3		89	4.2	-4.2	-0.1	4.4
20	26754	27722	25957	-48.8	-36.5	-58.3		91	4.4	-4.4	0.1	4.6
15	28652	29611	27830	-46.6	-35.3	-57.9		90	3.7	-3.7	0	3.8
10	31389	32135	30453	-43.3	-34.7	-54.2		108	2.5	-2.4	0.8	2.6
7												

FREEZING LEVEL

P	Height	H_max	H_min
525	5451	6970	3250

FIRST TROPOPAUSE

P	Height	Temp

SECOND TROPOPAUSE

P	Height	Temp
100	16818	-76.5

Siliguri 42397 Station height 114 August

PRESSURE	HEIGHT	Hmax	Hmin	TEMP	TMAX	TMIN	DEWPT	DIR	VELO	U	V	VM
SURFACE	988.4	998	980	26.6	32.6	23	24.1	72	0.9	-0.9	-0.3	1.1
1000	21	73	-23									
950	449	550	340	25.2	31.6	17.4	23.1	82	2.1	-2.1	-0.3	2.6
925	692	769	600	23.8	31.4	15.8	21.7	79	2	-2	-0.4	2.8
900	937	1008	692	22.8	29.8	14.4	20.7	87	2.2	-2.2	-0.1	3
850	1434	1561	1187	20.3	28.4	11.8	18.2	90	2.3	-2.3	0	3.3
800	1956	2028	1877	17.6	25.8	8.8	15.4	90	2.5	-2.5	0	3.6
750	2508	2600	2380	14.9	24.6	6.2	12.4	99	2.4	-2.4	0.4	3.8
700	3086	3188	2997	12.1	20.4	3.6	8.9	100	2.3	-2.3	0.4	3.9
650	3704	3810	3550	8.9	18.7	1.2	5.1	99	1.9	-1.9	0.3	3.6
600	4363	4507	4256	5.5	16.4	-5.3	1.2	106	1.5	-1.4	0.4	3.3
550	5079	5240	4949	1.9	10.8	-8.1	-2.6	117	1.3	-1.2	0.6	3
500	5834	6018	5698	-2.1	7.8	-12.3	-6.7	117	1.1	-1	0.5	2.9
450	6672	6870	6516	-6.5	7.6	-15.7	-12	107	1	-1	0.3	2.9
400	7579	7815	7406	-11.7	-0.3	-21.9	-17.9	104	1.2	-1.2	0.3	3
350	8591	8850	8393	-17.8	-4.9	-27.5	-25.3	97	1.6	-1.6	0.2	2.9
300	9710	9998	9501	-25.6	-12.7	-36.3	-34.1	93	2	-2	0.1	3.2
250	11025	11325	10764	-35.7	-24.7	-48.5	-44.4	83	2.3	-2.3	-0.3	3.8
200	12536	12903	12213	-48.4	-36.4	-59.1	-57.1	75	2.8	-2.7	-0.7	4.4
175	13400	13793	13028	-55.9	-43.5	-70.9	-61	76	2.9	-2.8	-0.7	4.7
150	14366	14790	13924	-63.6	-50.1	-79.1	-63.2	78	3.5	-3.4	-0.7	5.1
125	15464	15916	14961	-70.8	-51.6	-89.1	-71.6	79	4.1	-4	-0.8	5.3
100	16777	17255	16172	-75.1	-45.5	-88.9		76	5.3	-5.1	-1.3	5.9
80	18077	18594	17611	-72.9	-38.1	-90.3		86	5.2	-5.2	-0.4	5.6
70	18875	19390	18410	-69.8	-54.9	-82.9		89	5.4	-5.4	-0.1	5.6
60	18769	19999	19152	-65.8	-50.7	-79.9		89	5.6	-5.6	-0.1	5.8
50	20901	21468	19872	-61.1	-45.9	-74.5		90	5.2	-5.2	0	5.5
40	22295	22828	21731	-57.3	-45.3	-74.3		91	5.4	-5.4	0.1	5.5
30	24142	24709	23516	-53.5	-39.9	-70.7		93	6.5	-6.5	0.3	6.7
25	25295	25935	24700	-51.9	-39.1	-70.3		95	7.1	-7.1	0.6	7.3
20	26744	27324	26074	-49.6	-38.1	-72.7		99	6.9	-6.8	1.1	7.2
15	28625	29284	27851	-47.4	-35.7	-70.5		93	7.3	-7.3	0.4	7.6
10	31242	31727	30222	-46.2	-35.5	-69.2		91	7.6	-7.6	0.1	7.9
7	33289	34050	32298	-51.2	-42.5	-68.5		77	14	-13.6	-3.2	14

FREEZING LEVEL

P	Height	H_max	H_min
526	5451	6980	3760

FIRST TROPOPAUSE

P	Height	Temp

SECOND TROPOPAUSE

P	Height	Temp
102	16687	-76.3

Siliguri

42397

Station height

114

September

PRESSURE	HEIGHT	H max	H min	TEMP	TMAX	TMIN	DEWPT	DIR	VELO	U	V	VM
SURFACE	992	1001	951	25.7	31.4	20.6	23.4	76	0.8	-0.8	-0.2	1
1000	43	82	20									
950	478	920	330	24.4	35.2	19	21.9	79	2	-2	-0.4	2.6
925	720	779	600	23.2	31.8	17.6	20.6	83	1.7	-1.7	-0.2	2.5
900	967	1071	884	22.1	35.4	15.6	19.5	87	2	-2	-0.1	2.9
850	1462	1534	1374	19.4	33	12.8	16.8	93	1.9	-1.9	0.1	3.3
800	1981	2063	1887	16.6	31.2	9.2	14	96	1.8	-1.8	0.2	3.5
750	2529	2630	2400	13.8	28	5.4	10.8	107	1.7	-1.6	0.5	3.7
700	3107	3231	3004	10.8	24	2	7.3	113	1.5	-1.4	0.6	3.8
650	3721	3870	3584	7.5	20	-1.3	3.1	126	0.9	-0.7	0.5	3.6
600	4377	4564	4266	3.9	16.4	-7.5	-1	172	0.7	-0.1	0.7	3.6
550	5087	5300	4954	0.2	12.4	-10.5	-5.2	229	0.9	0.7	0.6	3.8
500	5838	6093	5688	-3.9	8	-15.5	-9.5	238	1.3	1.1	0.7	4
450	6668	6935	6500	-8.5	2.4	-23.1	-14.9	235	1.6	1.3	0.9	4
400	7570	7899	7375	-13.6	-3.8	-25.2	-20.6	239	1.7	1.5	0.9	4.1
350	8573	8895	8356	-20	-10.7	-31.4	-27.8	241	1.8	1.6	0.9	4.1
300	9658	9964	9438	-27.9	-17.7	-38.1	-36.4	242	1.9	1.7	0.9	4.5
250	10985	11432	10681	-37.9	-22.3	-49.9	-46.9	245	1.9	1.7	0.8	5
200	12483	12994	12121	-50.3	-38.1	-66.1	-61.8	255	2	1.9	0.5	5.6
175	13339	13883	12936	-57.4	-43.5	-70.6	-65.3	266	1.4	1.4	0.1	5.2
150	14293	14870	13846	-64.6	-48.7	-76.9		279	1.3	1.3	-0.2	4.8
125	15387	16050	14897	-71.5	-55.5	-85.5		288	0.6	0.6	-0.2	4.8
100	16695	17389	16123	-74.9	-55.4	-89.5		75	1.1	-1.1	-0.3	4.3
80	18008	18716	17322	-72.1	-49.7	-88.7		84	3	-3	-0.3	4.6
70	18813	19558	18058	-68.7	-51.1	-82.3		85	3.5	-3.5	-0.3	4.3
60	18703	19994	18936	-64.3	-45.6	-77.9		93	3.9	-3.9	0.2	4.4
50	20880	21979	19994	-60.1	-41.5	-74.1		94	4.4	-4.4	0.3	4.9
40	22273	23339	21305	-56.6	-39.5	-71.7		89	5.2	-5.2	-0.1	5.8
30	24103	25186	23042	-53.2	-41.9	-71.3		93	6.4	-6.4	0.3	7
25	25247	26302	24169	-51.5	-40.7	-70.1		97	7.5	-7.4	0.9	7.8
20	26701	27774	25553	-49	-37.1	-68.5		97	7.8	-7.7	1	8.2
15	28583	29583	27346	-46.4	-33.1	-67.3		105	6.7	-6.5	1.7	6.9
10	31283	32373	30325	-45.8	-33.1	-64.3		94	2.6	-2.6	0.2	2.6
7	33440	33780	32914	-47.4	-43.9	-55.7						

FREEZING LEVEL

P	Height	H max	H min
549	5120	6910	3580

FIRST TROPOPAUSE

P	Height	Temp

SECOND TROPOPAUSE

P	Height	Temp
103	16530	-76.4

Siliguri 42397 Station height 114 October

PRESSURE	HEIGHT	H max	H min	TEMP	TMAX	TMIN	DEWPT	DIR	VELO	U	V	VM
SURFACE	996.5	1006	926	23.4	29	18.8	20.4	51	0.6	-0.5	-0.4	0.8
1000	117	162	58	21.8	26.8	19	17.1	22	0.5	-0.2	-0.5	0.6
950	515	950	360	22.7	32	16.8	17.8	58	1.5	-1.3	-0.8	2.2
925	757	836	650	21.3	27.2	15.4	16.5	53	1	-0.8	-0.6	1.7
900	1002	1085	915	20.3	30.6	10.2	15	73	1	-1	-0.3	2.3
850	1493	1574	1405	17.4	27	7	11.7	90	0.8	-0.8	0	2.6
800	2008	2092	1914	14.2	28.2	5.4	7.9	124	0.4	-0.3	0.2	3.1
750	2549	2645	2417	11	21.4	1.4	3.8	198	0.3	0.1	0.3	3.3
700	3121	3229	3003	7.6	19	-2.1	-0.7	261	0.6	0.6	0.1	3.8
650	3726	3880	3592	4.1	14.8	-6.9	-4.9	270	1.5	1.5	0	4.4
600	4374	4536	4238	0.6	12	-11.3	-9.2	270	3.7	3.7	0	5.5
550	5076	5265	4942	-3	5.8	-16.1	-13.1	268	5.9	5.9	0.2	7.2
500	5817	6020	5651	-7.2	2	-21.9	-17.4	268	7.6	7.6	0.3	8.8
450	6635	6830	6416	-12	-1.5	-28.3	-22.3	266	9.6	9.6	0.7	10.8
400	7523	7751	7247	-17.5	-7.1	-34.5	-27.7	265	11.2	11.2	1	12.4
350	8510	8722	8169	-24	-11.5	-39.3	-34.1	265	11.8	11.7	1.1	12.9
300	9620	9911	9212	-31.5	-20.7	-45.3	-41.7	263	13.2	13.1	1.5	14.3
250	10887	11214	10413	-40.5	-28.1	-55.1	-51.6	263	13.6	13.5	1.6	14.8
200	12374	12759	11855	-51.5	-41.5	-61.3	-62.3	261	13.2	13	2.1	14.6
175	13233	13635	12703	-57.7	-47.9	-66.9	-66.5	259	11.2	11	2.2	12.5
150	14191	14616	13666	-64.2	-52.1	-72.5		261	10.1	10	1.5	11.1
125	15286	15705	14784	-70.5	-57.5	-81.7		265	8.8	8.8	0.8	9.8
100	16593	17078	16109	-74	-61.7	-84.5		268	6.2	6.2	0.2	7.6
80	17901	18410	17435	-71.5	-52.1	-80.9		272	3.6	3.6	-0.1	5.3
70	18702	19267	18224	-67.7	-49.1	-78.9		275	2.3	2.3	-0.2	4.8
60	19087	19994	19088	-63.4	-42.1	-75.7		270	1.1	1.1	0	4.9
50	20759	21341	20334	-59.1	-41.5	-72.9		180	0.6	0	0.6	4.4
40	22160	22785	21716	-55.6	-37.5	-63.1		139	1.1	-0.7	0.8	4.9
30	24018	24688	23588	-51.9	-34.9	-60.1		56	0.7	-0.6	-0.4	3.8
25	25192	25900	24738	-49.7	-32.1	-58.3		79	1	-1	-0.2	4.5
20	26681	27474	26165	-47.8	-36.5	-56.5		87	1.7	-1.7	-0.1	4.8
15	28642	29466	28057	-44.9	-34.5	-53.3		101	1	-1	0.2	3.8
10	31469	32301	30850	-41.4	-31.5	-50.9		231	0.6	0.5	0.4	2.9
7	34009	34318	33718	-39.9	-36.3	-44.1						

FREEZING LEVEL

P	Height	H max	H min
592	4500	6250	2760

FIRST TROPOPAUSE

P	Height	Temp

SECOND TROPOPAUSE

P	Height	Temp
106	16327	-75.2

Siliguri

42397

Station height

114

November

PRESSURE	HEIGHT	H max	H min	TEMP	TMAX	TMIN	DEWPT	DIR	VELO	U	V	VM
SURFACE	999.8	1008	966	19.3	25.2	14	16	34	0.7	-0.4	-0.6	0.9
1000	124	179	6	19.1	29	14.2	14.4	32	0.9	-0.5	-0.8	1.2
950	539	662	400	19.5	31.8	10	12.3	54	1.7	-1.4	-1	2.3
925	776	821	650	18.6	29.2	8.6	11.7	66	1	-0.9	-0.4	1.8
900	1017	1093	912	16.9	33.2	6	9.4	70	1.2	-1.1	-0.4	2
850	1501	1562	1398	13.7	28	4.2	6	84	1	-1	-0.1	2.2
800	2007	2088	1900	10.4	25.2	1.6	2.1	96	0.9	-0.9	0.1	2.8
750	2540	2640	1976	7	21.6	-1.9	-1.7	121	0.6	-0.5	0.3	3.4
700	3105	3228	3007	3.7	18	-6.3	-5.7	283	0.9	0.9	-0.2	4.1
650	3703	3855	3523	0.7	14.6	-10.5	-11.4	286	3.7	3.6	-1	6
600	4343	4528	4191	-2.1	11	-13.5	-16.5	282	6.8	6.7	-1.4	8.4
550	5035	5250	4872	-5.7	8.6	-16.1	-21.2	282	9.4	9.2	-1.9	10.6
500	5770	6033	5580	-10.2	2.8	-21.3	-25.9	280	11.7	11.5	-2	12.7
450	6577	6865	6368	-15.4	-4.1	-26.7	-30.5	278	13.1	13	-1.9	14.3
400	7454	7787	7059	-21.5	-7.3	-34.5	-35.2	278	15.9	15.8	-2.1	17.3
350	8432	8800	8037	-27.8	-12.9	-41.9	-42.8	276	18.1	18	-1.9	19.4
300	9521	9935	9148	-34.8	-14.3	-49.5	-50.9	273	19.8	19.8	-1.2	21.4
250	10772	11235	10375	-43.3	-30.7	-58.7	-60.2	271	20.3	20.3	-0.5	21.6
200	12248	12758	11940	-53.1	-41.3	-61.9	-68.9	270	18.6	18.6	0.1	19.8
175	13097	13636	12795	-58.8	-42.1	-69.1		268	18.2	18.2	0.5	19.2
150	14051	14618	13731	-63.9	-50.1	-79.9		269	17.8	17.8	0.2	18.7
125	15156	15733	14805	-68.8	-54.1	-85.9		267	13.6	13.6	0.7	14.7
100	16478	17007	16125	-73	-58.5	-85.9		270	11.5	11.5	0.1	12.4
80	17784	18316	17413	-73.4	-57.1	-89.9		268	9.6	9.6	0.3	10.7
70	18577	19110	18175	-71	-54.1	-86.9		268	8.2	8.2	0.3	9.5
60	19435	19993	19009	-67.4	-55.9	-83.1		270	6.6	6.6	0	9.3
50	20621	21212	20095	-62.1	-49.3	-76.9		281	5.3	5.2	-1	9.3
40	22012	22667	21448	-57.5	-44.5	-68.9		291	3.1	2.9	-1.1	6.9
30	23837	24595	23308	-53.8	-43.9	-63.9		285	5.2	5	-1.3	7.6
25	24994	25800	24442	-52	-42.1	-60.5		279	5.1	5	-0.8	7.7
20	26456	27304	25967	-50.3	-37.1	-60.1		280	6.3	6.2	-1.1	8
15	28361	29284	27798	-48.7	-35.3	-74.5		271	8.4	8.4	-0.1	10.5
10	31118	31747	30432	-44.2	-36.9	-56.1		266	5.2	5.2	0.4	5.7
7	33696	33960	33290	-41.9	-37.5	-46.1						

FREEZING LEVEL

P	Height	H_max	H_min
638	3889	6280	2210

FIRST TROPOPAUSE

P	Height	Temp

SECOND TROPOPAUSE

P	Height	Temp
97	16699	-75.1

Siliguri

42397

Station height

114

December

PRESSURE	HEIGHT	H max	H min	TEMP	TMAX	TMIN	DEWPT	DIR	VELO	U	V	VM
SURFACE	1001.9	1010	993	15.3	25.6	8.2	12.3	45	0.6	-0.4	-0.4	0.8
1000	134	199	0	15.2	25.4	8.6	12	41	0.9	-0.6	-0.7	1
950	548	640	436	16.4	27.2	8.6	9.4	57	1.7	-1.4	-0.9	2.2
925	781	847	676	15.5	24	8.2	8.2	60	1.4	-1.2	-0.7	1.9
900	1022	1128	900	13.9	23.8	3.6	6.3	76	1.2	-1.2	-0.3	2
850	1501	1605	1379	10.6	22.6	2.2	2.8	90	1.5	-1.5	0	2.2
800	2003	2113	1880	7.4	18.8	-1.7	-0.9	102	1.4	-1.4	0.3	2.7
750	2533	2700	2368	4.3	15.2	-3.7	-4.8	117	0.2	-0.2	0.1	3.6
700	3090	3250	2969	1.6	13.8	-5.7	-9	289	2.8	2.6	-0.9	5.3
650	3685	3850	3512	-0.5	12.2	-9.1	-15.4	289	6.7	6.3	-2.2	8.2
600	4322	4541	4180	-3.1	8.8	-13.9	-19.4	289	10.1	9.5	-3.3	11.2
550	5011	5227	4819	-7	5.2	-17.7	-23.2	288	12.6	12	-4	13.6
500	5742	5967	5558	-12.1	0.2	-22.5	-27.5	287	14.7	14	-4.4	15.6
450	6541	6780	6300	-17.7	-5.9	-29.1	-31.6	287	16	15.3	-4.6	17.1
400	7409	7665	7186	-23.8	-11.9	-36.5	-37.6	286	17.9	17.2	-4.9	19.2
350	8375	8680	8102	-30.6	-19.1	-45.9	-44	285	18.8	18.2	-4.8	20.1
300	9452	9787	9123	-38.1	-24.9	-55.1	-51.6	284	20.5	19.9	-4.9	21.8
250	10688	11062	10294	-46.1	-31.8	-59.1	-58.9	281	21.6	21.2	-4.3	23.2
200	12147	12991	11775	-55	-41.9	-68.7	-65.1	277	20.7	20.6	-2.4	22.1
175	12984	13423	12624	-59.2	-44.1	-74.5		275	17.1	17	-1.5	17.9
150	13944	14379	13617	-63.4	-50.3	-77.1		276	17.1	17	-1.8	17.8
125	15049	15533	14742	-67.9	-54.1	-81.1		278	12.9	12.8	-1.8	13.5
100	16376	16920	16074	-71.7	-56.1	-84.1		283	10.1	9.8	-2.3	11
80	17684	18275	17372	-71.9	-57.5	-86.7		287	7	6.7	-2	8.4
70	18485	19105	18158	-69.6	-55.1	-86.7		300	5.4	4.7	-2.7	8
60	19395	19977	19072	-66.3	-51.9	-78.7		313	3.5	2.6	-2.4	7.5
50	20504	21135	20134	-62.4	-47.9	-75.9		290	2.7	2.5	-0.9	6
40	21901	22586	21427	-58.4	-44.9	-71.5		286	3.5	3.4	-1	6.7
30	23701	24498	23145	-55.2	-41.3	-68.3		282	6.6	6.5	-1.4	9.2
25	24879	25700	24310	-53.5	-39.7	-64.7		286	7.8	7.5	-2.1	10.6
20	26346	27255	25614	-51.2	-38.3	-62.9		287	5.3	5.1	-1.6	10
15	28167	28888	27484	-49.1	-42.5	-60.7		276	6.2	6.2	-0.6	8.8
10	30988	31464	30244	-46	-43.9	-49.1		290	3.7	3.5	-1.3	8.2
7	33471	33845	32595	-44	-40.3	-46.1						

FREEZING LEVEL

P	Height	H_max	H_min
666	3531	5990	1820

FIRST TROPOPAUSE

P	Height	Temp
195	12431	-59

SECOND TROPOPAUSE

P	Height	Temp
101	16407	-73.3